

US00D608679S

(12) **United States Design Patent**  
**Jouan**

(10) **Patent No.:** **US D608,679 S**  
(45) **Date of Patent:** **\*\* Jan. 26, 2010**

(54) **PENDANT**

(75) Inventor: **Aurélie Jouan**, Billancourt (FR)

(73) Assignee: **Swarovski Aktiengesellschaft**, Triesen (LI)

(\*\*) Term: **14 Years**

(21) Appl. No.: **29/342,649**

(22) Filed: **Aug. 28, 2009**

D312,674 S *	12/1990	Satoh et al.	.....	D21/594
D339,910 S *	10/1993	Flanagan	.....	D3/6
D368,050 S	3/1996	Hayslip		
5,569,511 A	10/1996	Spector		
D392,207 S	3/1998	Koumi		
D411,762 S *	7/1999	You	.....	D3/6
D430,910 S *	9/2000	Cutillo et al.	.....	D21/622
D431,847 S	10/2000	Moore		
D550,788 S *	9/2007	Scully	.....	D21/630
D556,840 S	12/2007	Wilk et al.		
D574,899 S *	8/2008	Auberger et al.	.....	D21/621

**OTHER PUBLICATIONS**

U.S. Patent Office Action mailed Jul. 31, 2009 for U.S. Appl. No. 29/311,009.

\* cited by examiner

*Primary Examiner*—Philip S Hyder

*Assistant Examiner*—Susan E Krakower

(74) *Attorney, Agent, or Firm*—Wenderoth, Lind & Ponack, L.L.P.

**Related U.S. Application Data**

(62) Division of application No. 29/311,009, filed on Dec. 5, 2008.

(51) **LOC (9) Cl.** ..... **11-01**

(52) **U.S. Cl.** ..... **D11/83**

(58) **Field of Classification Search** ..... D11/1-7, D11/9, 13-14, 16-17, 26, 40-44, 46, 48-49, D11/53, 55-57, 61, 66, 69, 74-77, 79, 80-92, D11/95-103, 105, 108, 116, 128; 63/1.11, 63/1.16, 3, 13, 14.1, 15, 15.1-15.4, 26-28, 63/32-33, DIG. 3; D21/594-595, 621, 622, D21/630-631, 658-659

See application file for complete search history.

(57)

**CLAIM**

The ornamental design for an pendant, as shown and described.

**DESCRIPTION**

FIG. 1 is a front view of the invention;

FIG. 2 is a rear view of the invention;

FIG. 3 is a left side view of the invention;

FIG. 4 is a right side view of the invention;

FIG. 5 is a bottom view of the invention; and,

FIG. 6 is a top view of the invention.

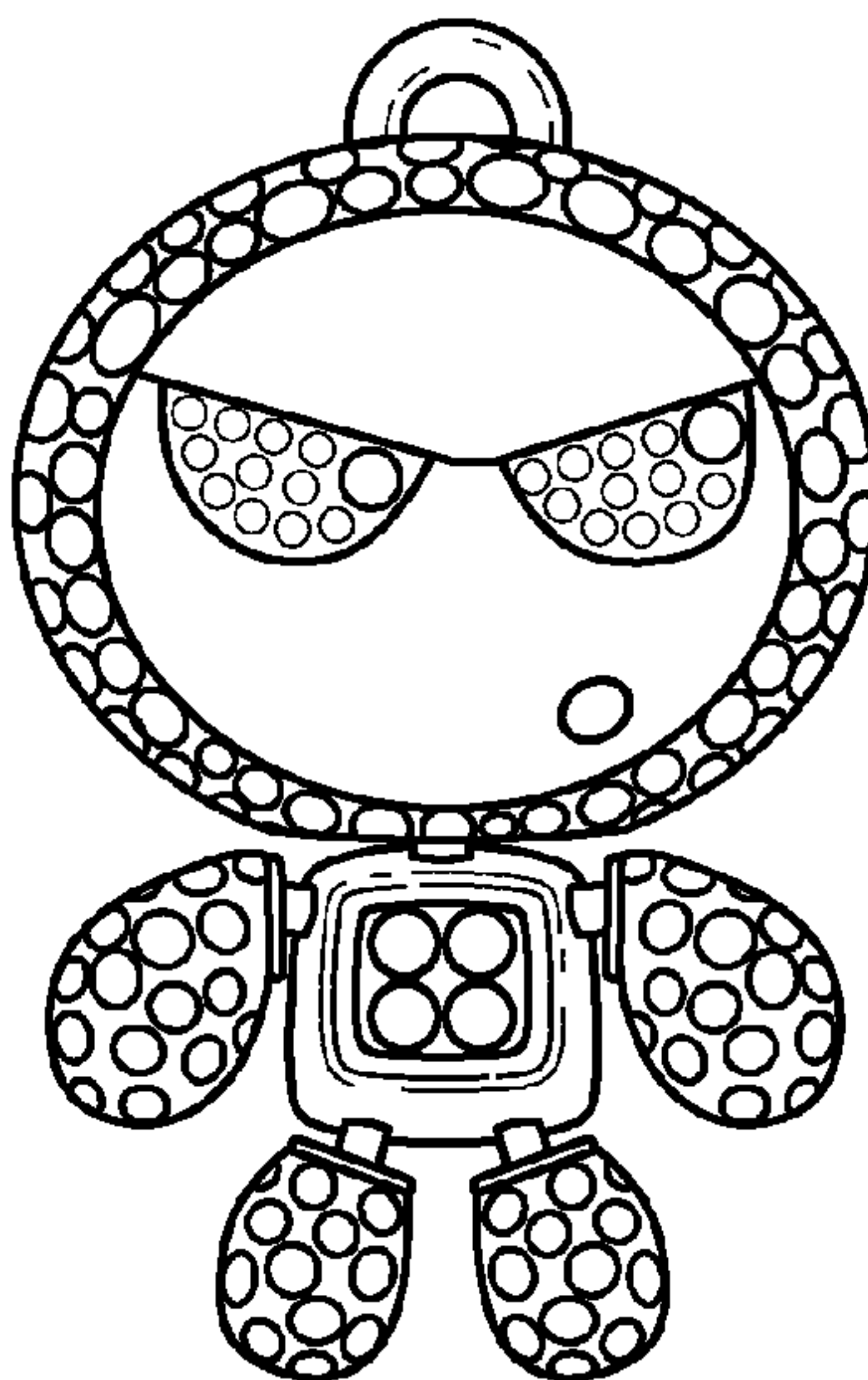
The broken lines illustrate portions of the pendant which form no part of the claimed design.

**References Cited**

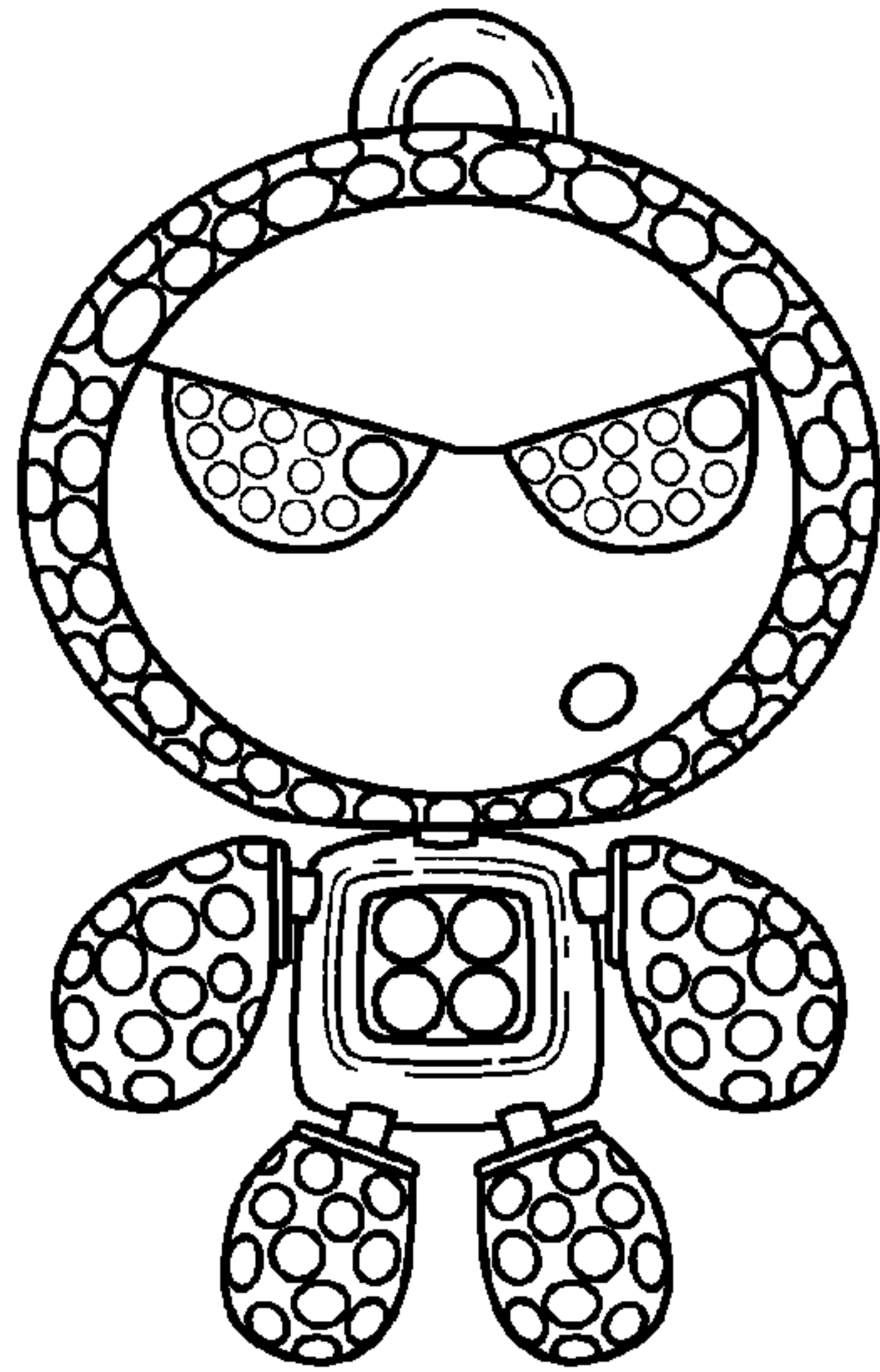
**U.S. PATENT DOCUMENTS**

D57,972 S	5/1921	Hartnett		
D62,409 S	5/1923	Pajeau		
D136,390 S	9/1943	Stephenson		
D148,384 S	1/1948	Packales		
D168,222 S	11/1952	Harano		
D170,962 S *	12/1953	Bloch	.....	D16/326
D204,393 S *	4/1966	Raizen	.....	D21/630
D266,175 S *	9/1982	Zachar	.....	D21/622
4,503,687 A	3/1985	Tessler		
D307,848 S	5/1990	Kiyokane		


**1 Claim, 1 Drawing Sheet**



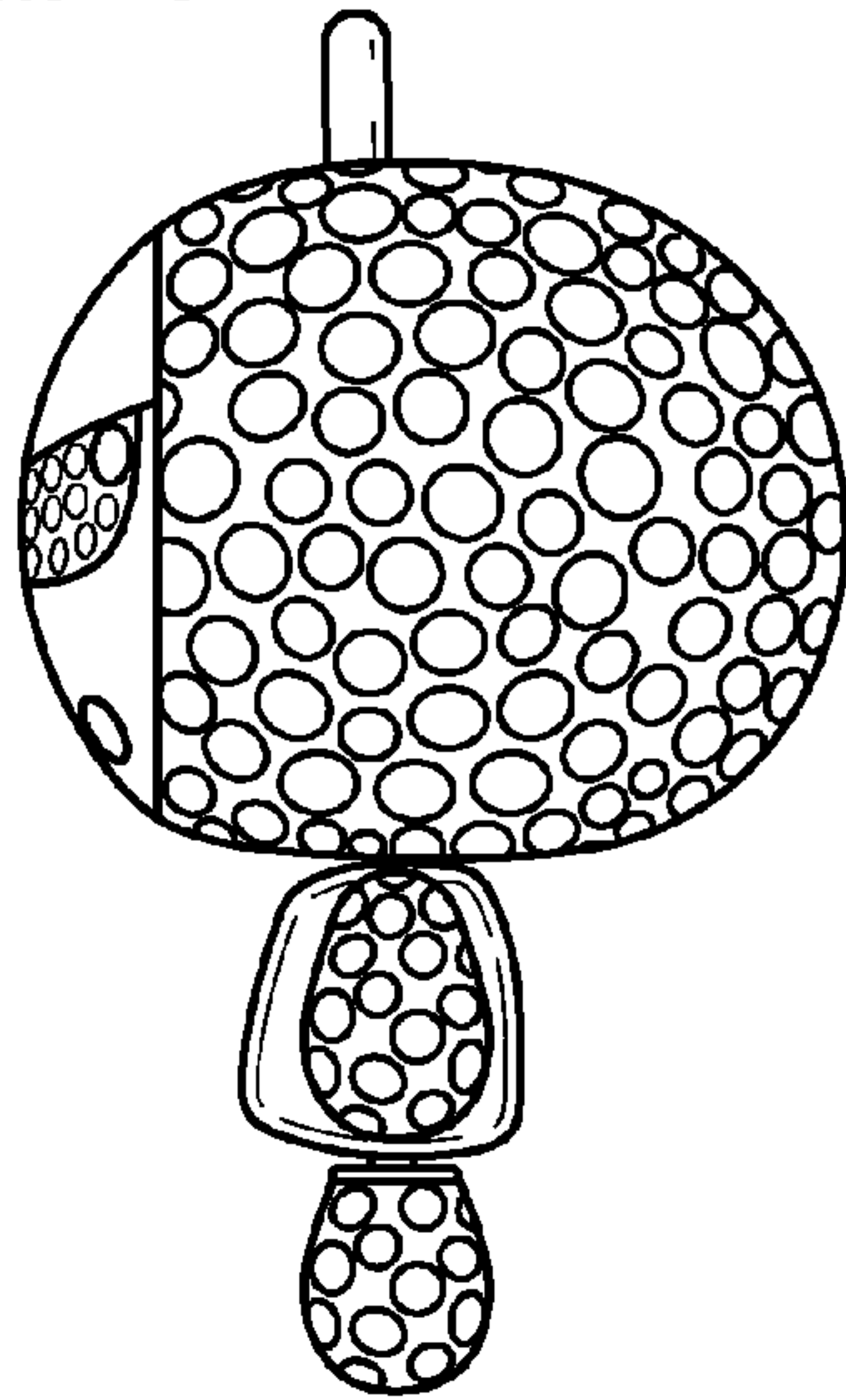
**FIG. 1**



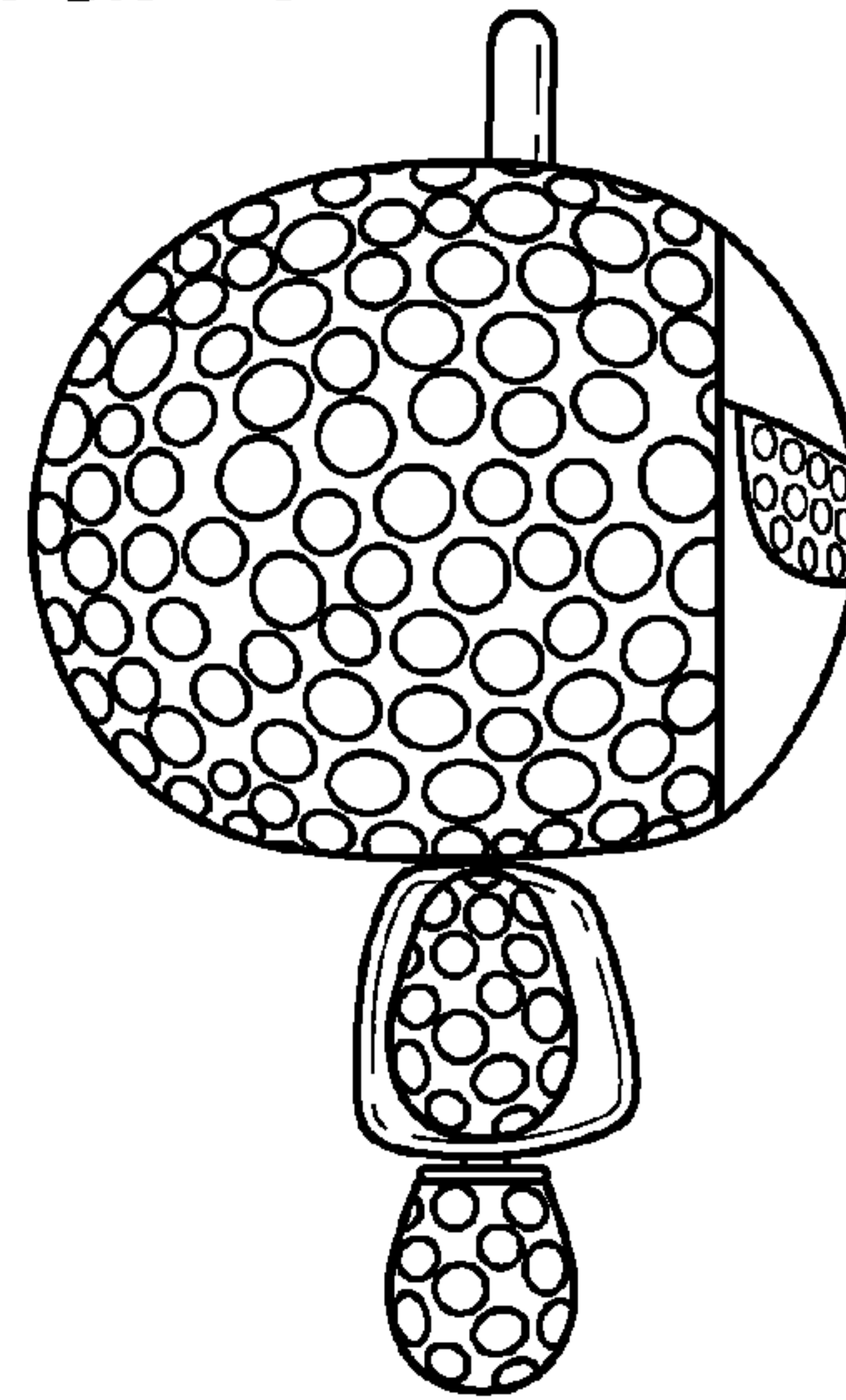
**FIG. 2**



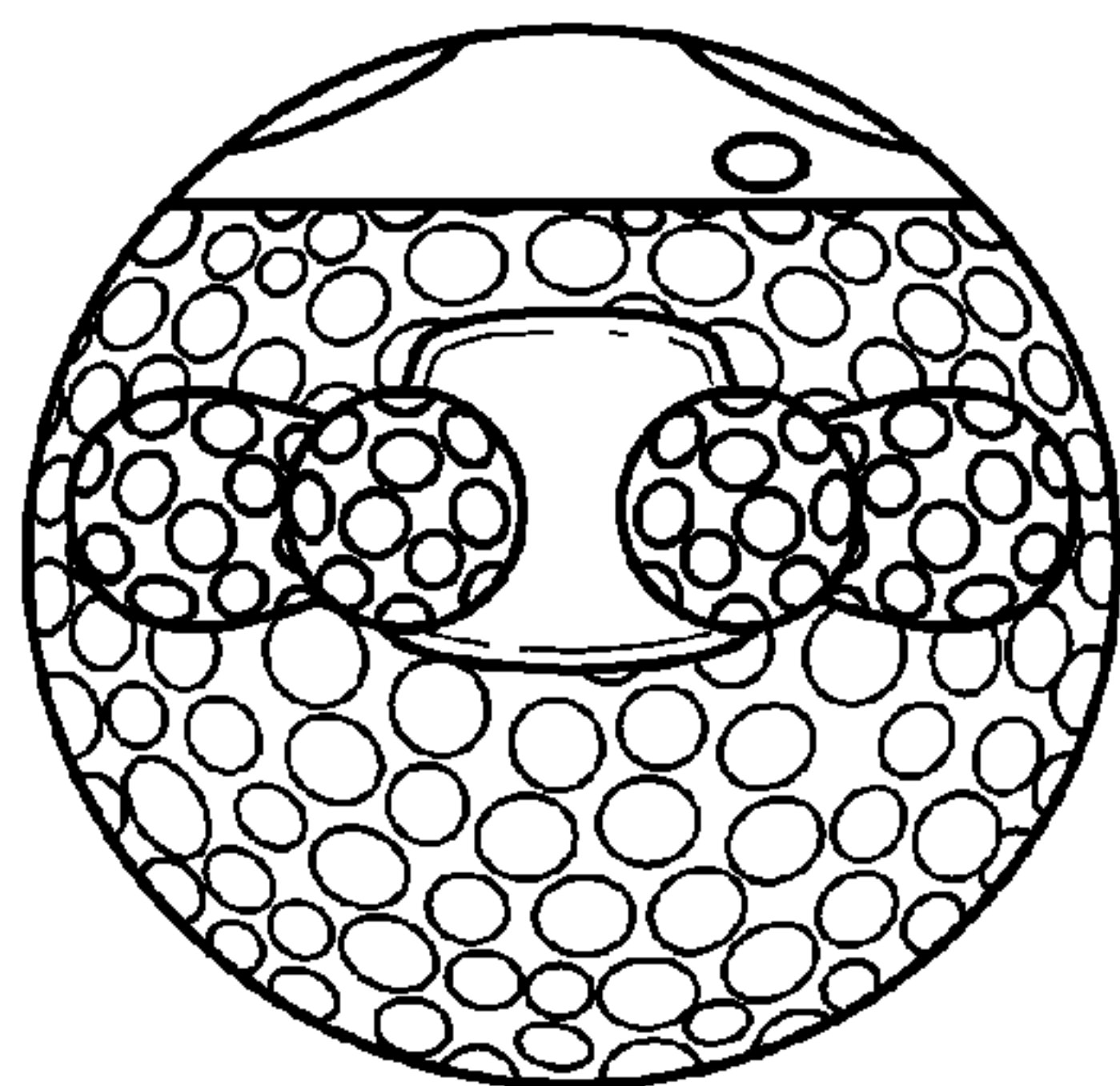
**FIG. 3**



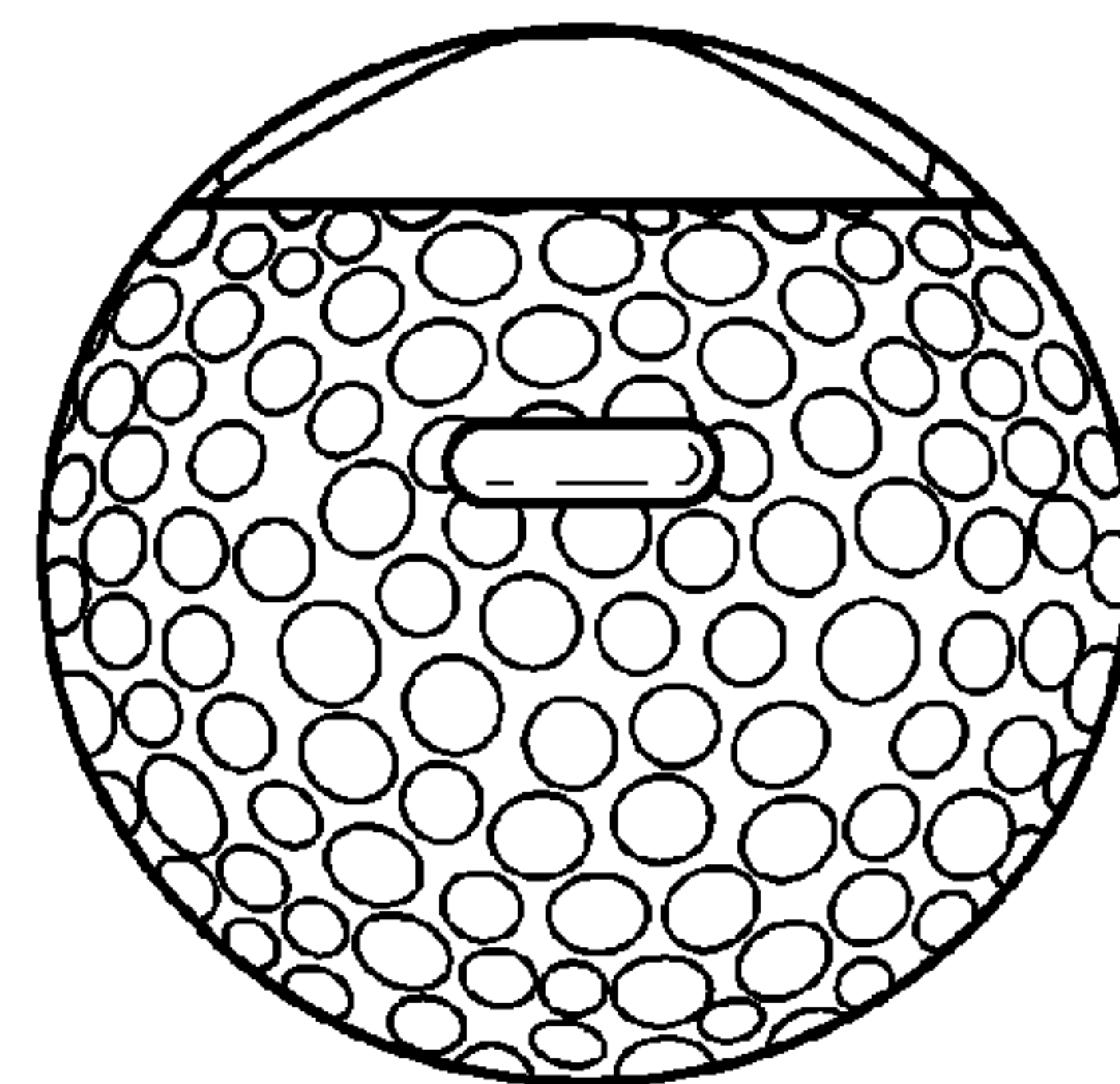
**FIG. 4**



**FIG. 5**



**FIG. 6**



UNITED STATES PATENT AND TRADEMARK OFFICE  
**CERTIFICATE OF CORRECTION**

PATENT NO. : Des. 608,679 S  
APPLICATION NO. : 29/342649  
DATED : January 26, 2010  
INVENTOR(S) : Aurelie Jouan

Page 1 of 3

It is certified that error appears in the above-identified patent and that said Letters Patent is hereby corrected as shown below:

Delete the title page and substitute therefore the attached title page showing the corrected illustrative Fig. 1.

Delete the Drawing Sheet consisting of Figs. 1-6 and substitute therefore the attached Drawing Sheet consisting of Figs. 1-6.

Signed and Sealed this

Thirtieth Day of March, 2010

A handwritten signature in black ink that reads "David J. Kappos". The signature is written in a cursive, flowing style.

David J. Kappos  
*Director of the United States Patent and Trademark Office*



**(12) United States Design Patent**  
**Jouan**

**(10) Patent No.: US D608,679 S**  
**(45) Date of Patent: \*\* Jan. 26, 2010**

(54) **PENDANT**

(75) **Inventor: Aurélie Jouan, Billancourt (FR)**

(73) **Assignee: Swarovski Aktiengesellschaft, Triesen (LI)**

(\*\*) **Term: 14 Years**

(21) **Appl. No.: 29/342,649**

(22) **Filed: Aug. 28, 2009**

D312,674 S *	12/1990	Satoh et al.	.....	D21/594
D339,910 S *	10/1993	Flanagan	.....	D3/6
D368,050 S	3/1996	Hayslip		
5,569,511 A	10/1996	Spector		
D392,207 S	3/1998	Koumi		
D411,762 S *	7/1999	You	.....	D3/6
D430,910 S *	9/2000	Cuttillo et al.	.....	D21/622
D431,847 S	10/2000	Moore		
D550,788 S *	9/2007	Scully	.....	D21/630
D556,840 S	12/2007	Wilk et al.		
D574,899 S *	8/2008	Auberger et al.	.....	D21/621

**Related U.S. Application Data**

(62) **Division of application No. 29/311,009, filed on Dec. 5, 2008.**

(51) **LOC (9) Cl. .... 11-01**

(52) **U.S. Cl. .... D11/83**

(58) **Field of Classification Search** ..... D11/1-7,  
 D11/9, 13-14, 16-17, 26, 40-44, 46, 48-49,  
 D11/53, 55-57, 61, 66, 69, 74-77, 79, 80-92,  
 D11/95-103, 105, 108, 116, 128; 63/1.11,  
 63/1.16, 3, 13, 14.1, 15, 15.1-15.4, 26-28,  
 63/32-33, DIG. 3; D21/594-595, 621, 622,  
 D21/630-631, 658-659

See application file for complete search history.

(56) **References Cited**

**U.S. PATENT DOCUMENTS**

D57,972 S	5/1921	Hartnett	
D62,409 S	5/1923	Pajeau	
D136,390 S	9/1943	Stephenson	
D148,384 S	1/1948	Packales	
D168,222 S	11/1952	Harano	
D170,962 S *	12/1953	Bloch	..... D16/326
D204,393 S *	4/1966	Raizen	..... D21/630
D266,175 S *	9/1982	Zachar	..... D21/622
4,503,687 A	3/1985	Tessler	
D307,848 S	5/1990	Kiyokane	

**OTHER PUBLICATIONS**

U.S. Patent Office Action mailed Jul. 31, 2009 for U.S. Appl. No. 29/311,009.

\* cited by examiner

*Primary Examiner*—Philip S Hyder

*Assistant Examiner*—Susan E Krakower

(74) *Attorney, Agent, or Firm*—Wenderoth, Lind & Ponack, L.L.P.

(57) **CLAIM**

The ornamental design for an pendant, as shown and described.

**DESCRIPTION**

FIG. 1 is a front view of the invention;

FIG. 2 is a rear view of the invention;

FIG. 3 is a left side view of the invention;

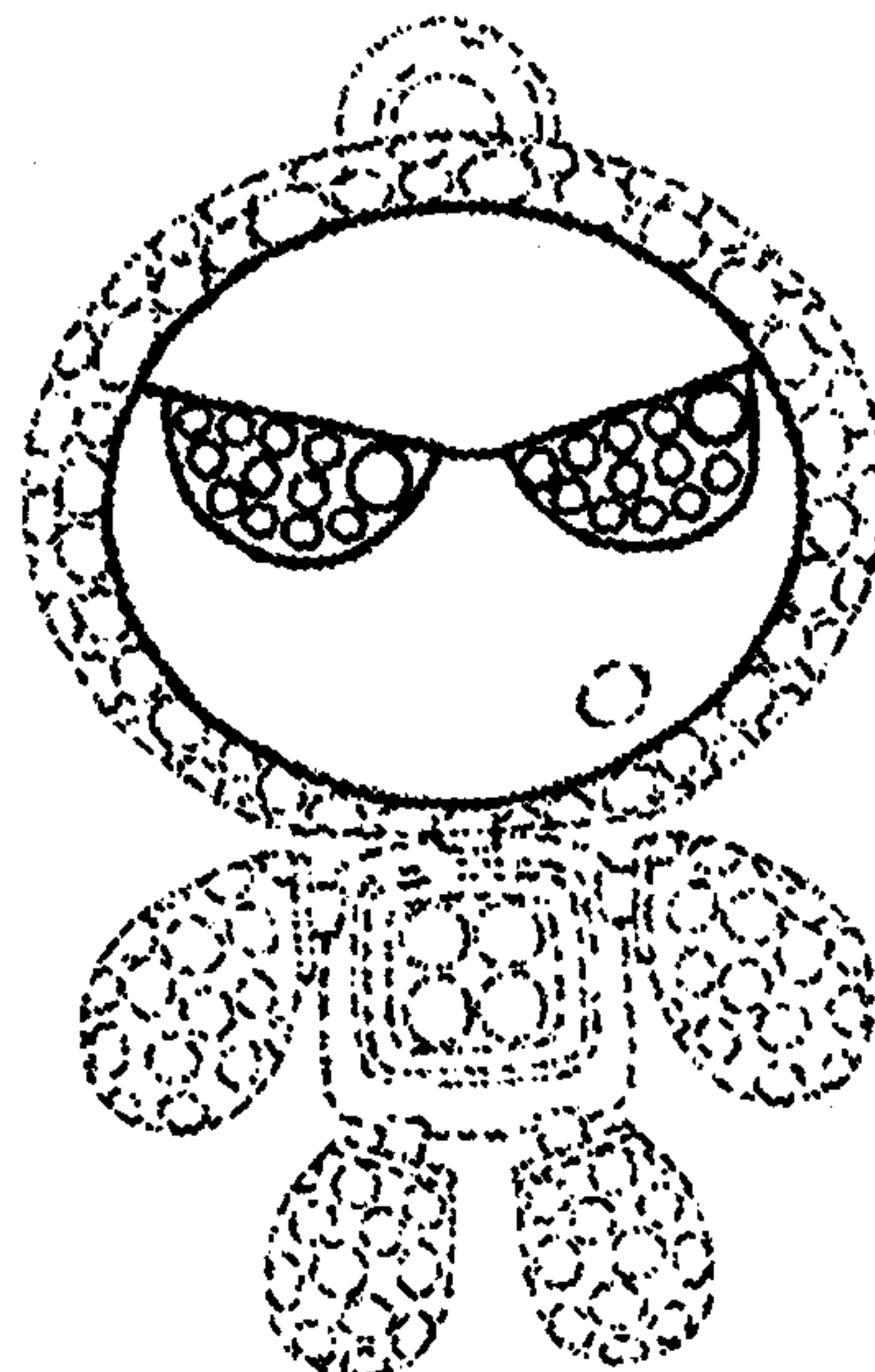
FIG. 4 is a right side view of the invention;

FIG. 5 is a bottom view of the invention; and,

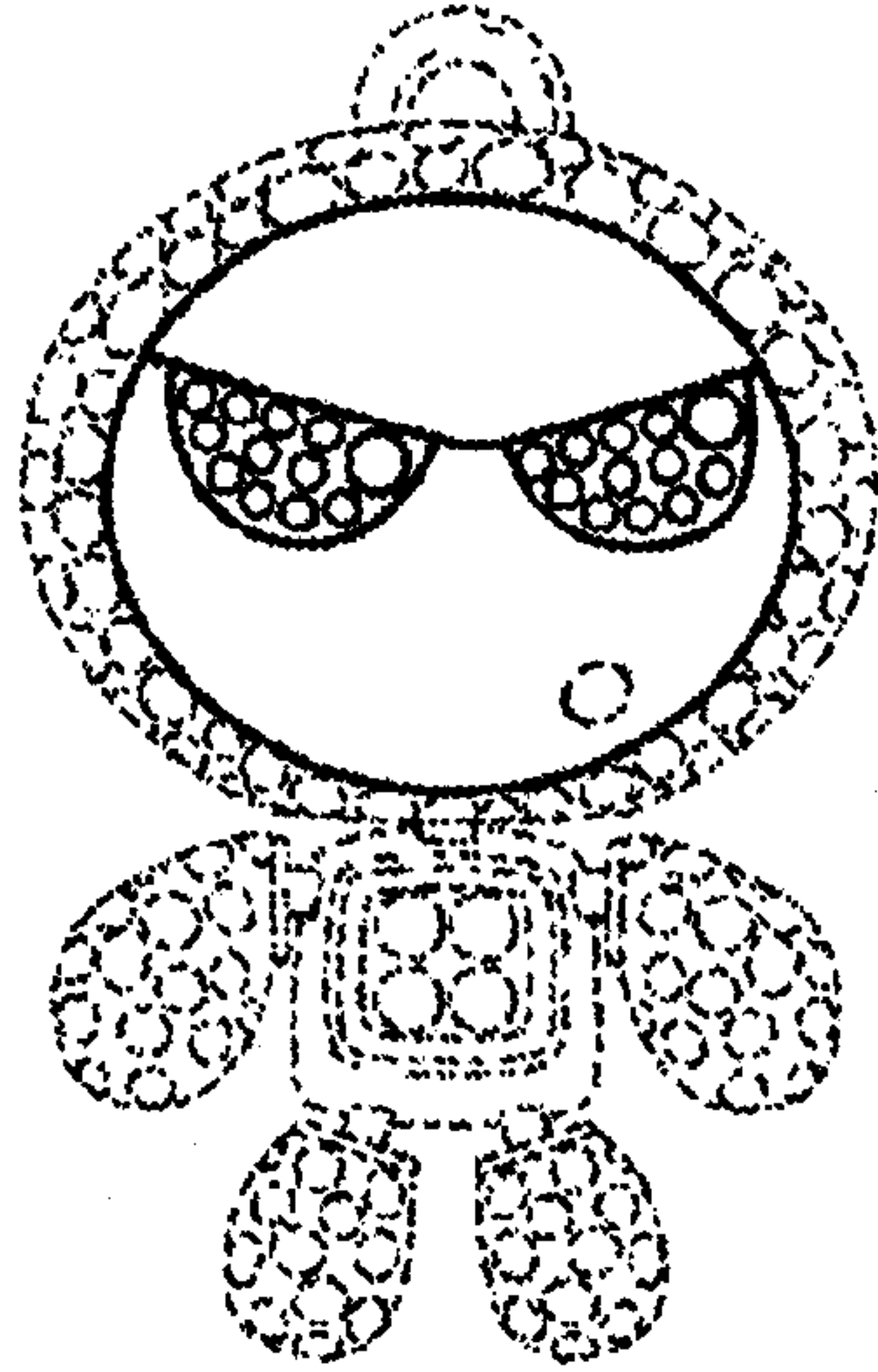
FIG. 6 is a top view of the invention.

The broken lines illustrate portions of the pendant which form no part of the claimed design.

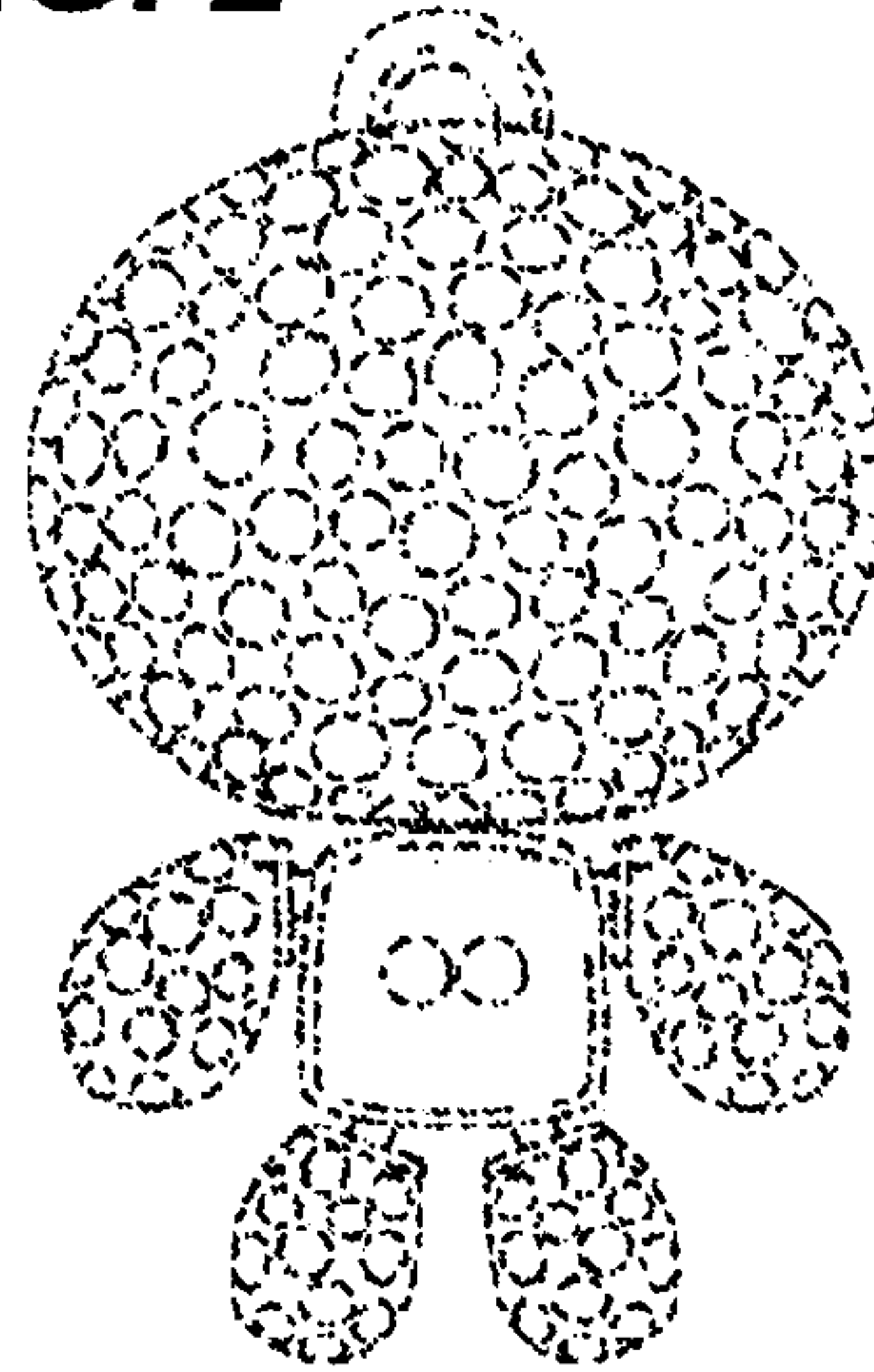
**1 Claim, 1 Drawing Sheet**



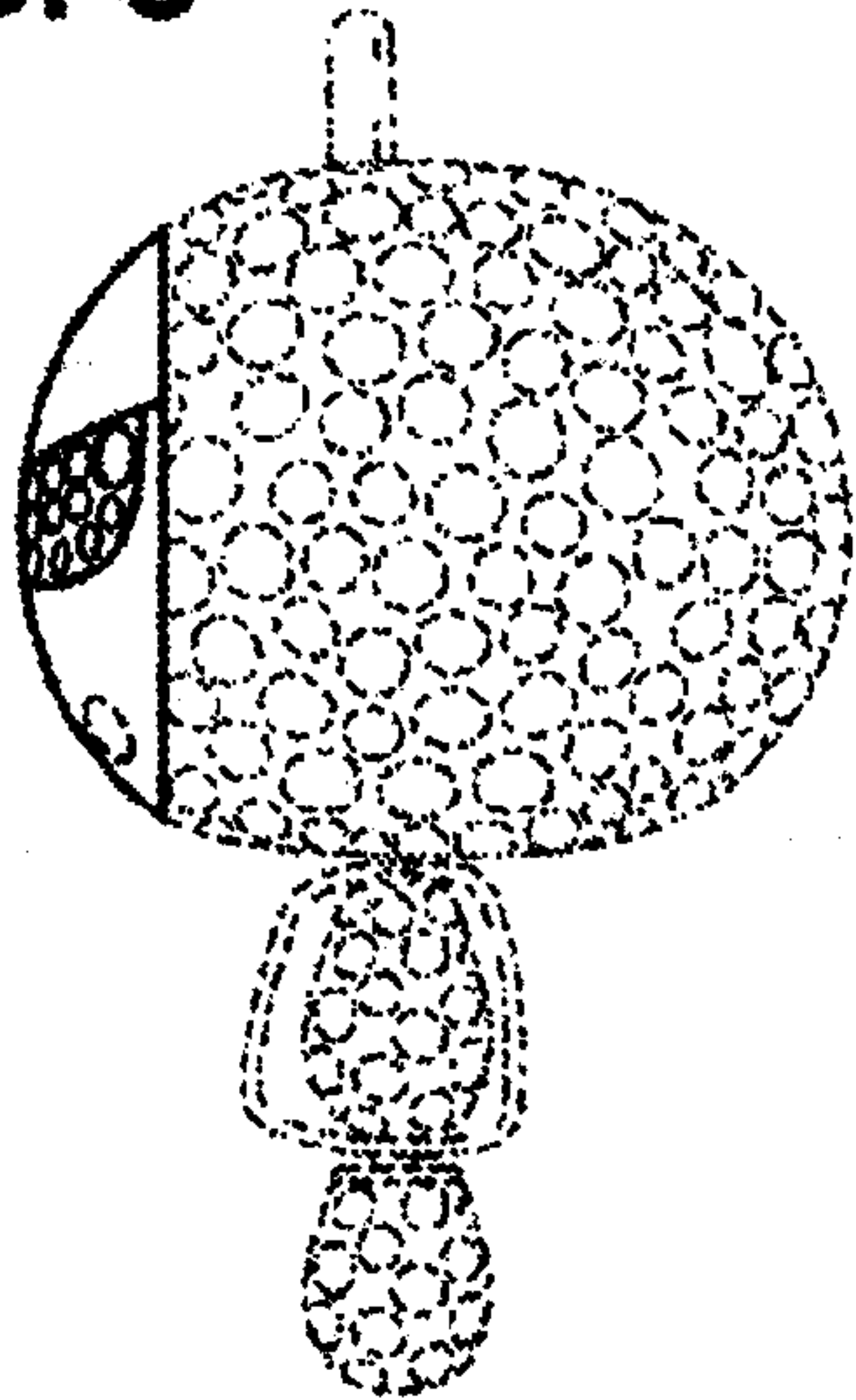
**FIG. 1**



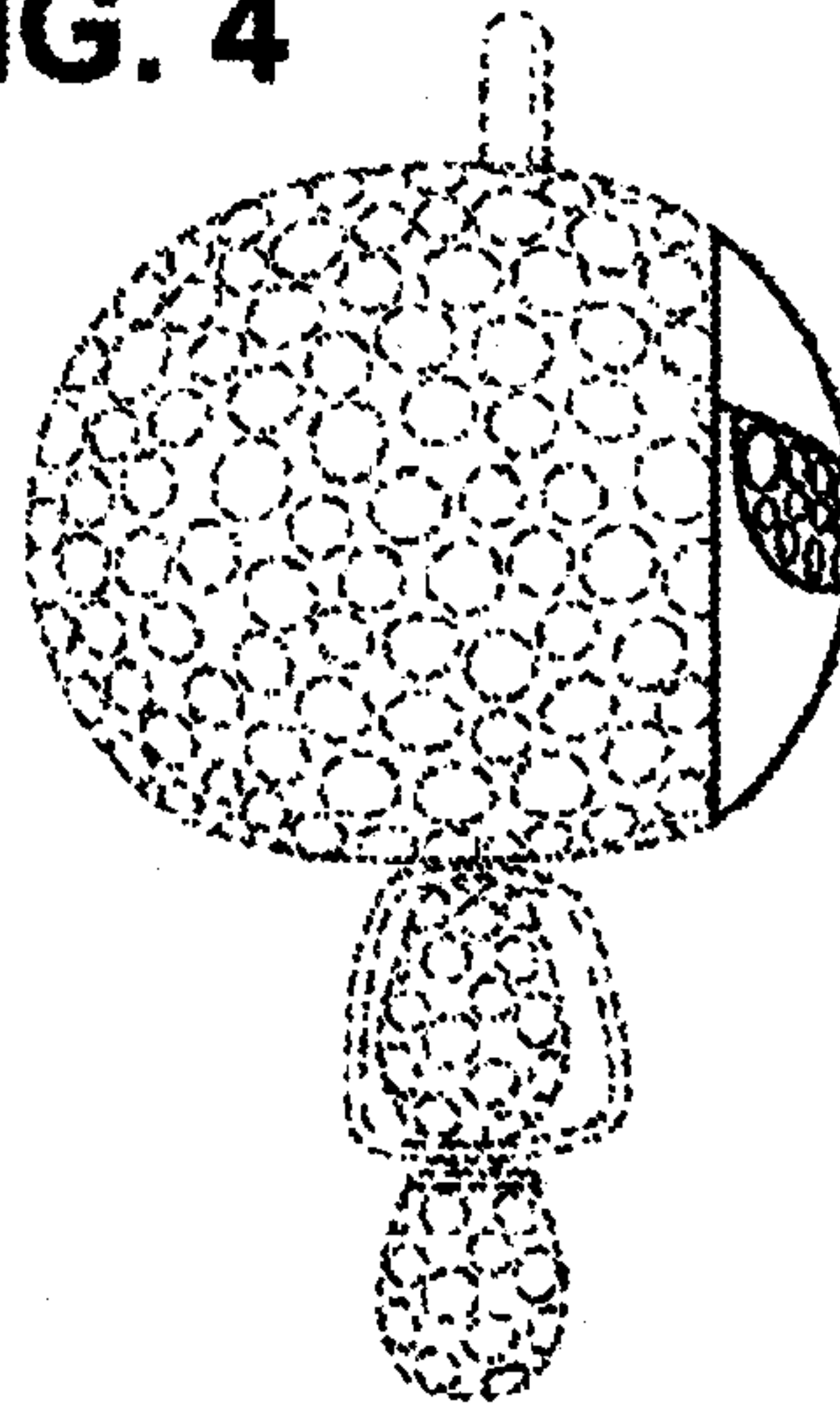
**FIG. 2**



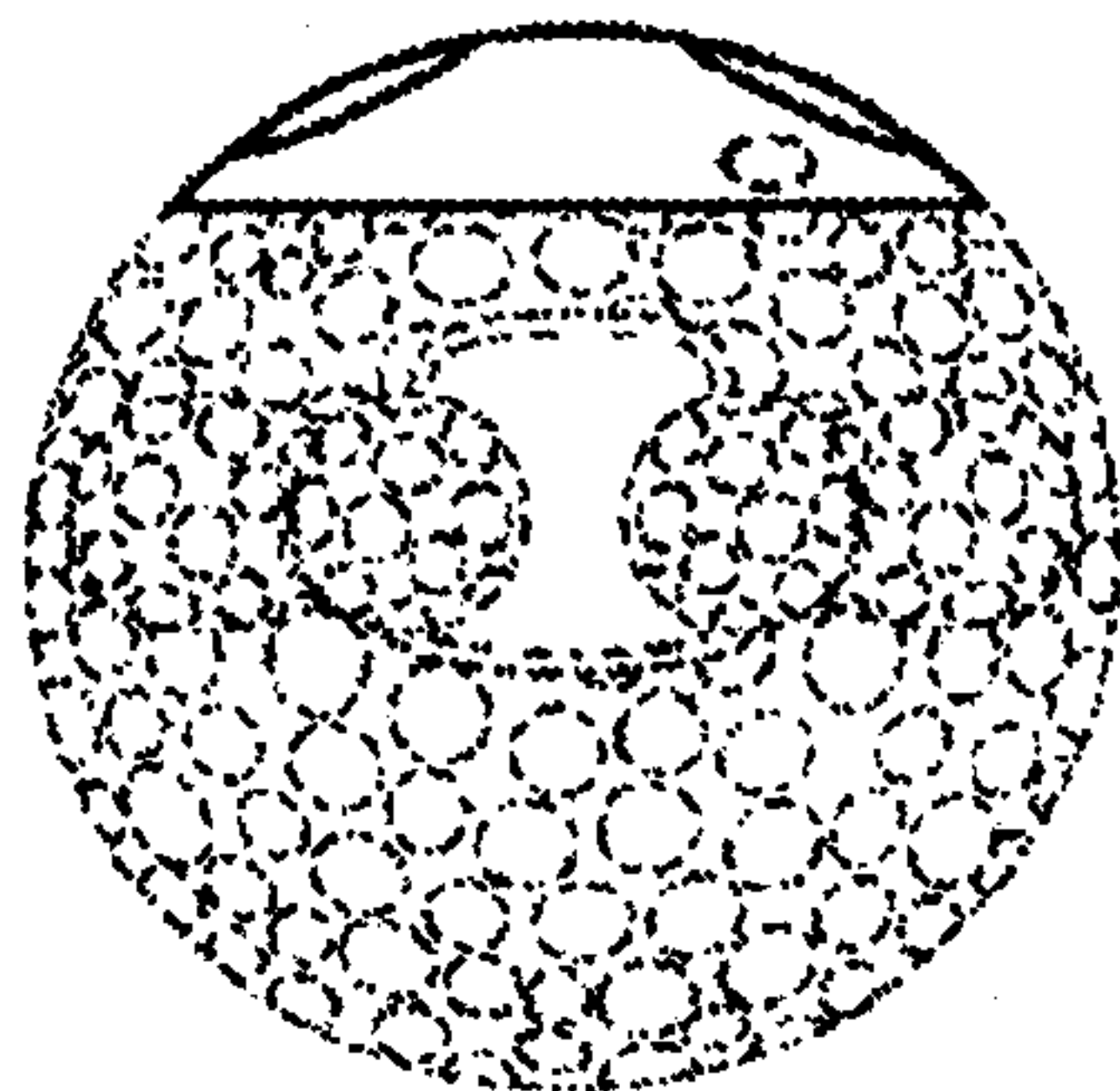
**FIG. 3**



**FIG. 4**



**FIG. 5**



**FIG. 6**

