



US00D608678S

(12) **United States Design Patent**
Jouan

(10) **Patent No.:** **US D608,678 S**
(45) **Date of Patent:** **** Jan. 26, 2010**

(54) **PENDANT**

(75) Inventor: **Aurélie Jouan**, Billancourt (FR)

(73) Assignee: **Swarovski Aktiengesellschaft**, Triesen (LI)

(**) Term: **14 Years**

(21) Appl. No.: **29/342,645**

(22) Filed: **Aug. 28, 2009**

D352,012 S *	11/1994	Ondracek	D11/101
D368,050 S	3/1996	Hayslip		
5,569,511 A	10/1996	Spector		
D378,304 S *	3/1997	Flynn	D21/631
D392,207 S	3/1998	Koumi		
D431,847 S	10/2000	Moore		
D442,649 S *	5/2001	Galvan	D21/621
D487,879 S *	3/2004	MacNeil	D11/158
D517,446 S *	3/2006	Thorsteinsson	D11/158
D531,542 S *	11/2006	McGowen et al.	D11/160
D556,840 S	12/2007	Wilk et al.		
D558,084 S *	12/2007	Neff	D11/121
D577,468 S *	9/2008	Rutherford et al.	D30/160
D596,244 S *	7/2009	Levy et al.	D21/622

Related U.S. Application Data

(62) Division of application No. 29/311,008, filed on Dec. 5, 2008.

(51) **LOC (9) Cl.** **11-01**

(52) **U.S. Cl.** **D11/83**

(58) **Field of Classification Search** D11/1-7, D11/9, 13-14, 16-17, 26, 40-44, 46, 48-49, D11/53, 55-57, 61, 66, 69, 74-77, 79, 80-92, D11/95-103, 105, 108, 116, 128; 63/1.11, 63/1.16, 3, 13, 14.1, 15, 15.1-15.4, 18, 20, 63/23, 26-28, 32-33, DIG. 3; D21/594-595, D21/621, 622, 630-631, 658-659
See application file for complete search history.

(56) **References Cited**

U.S. PATENT DOCUMENTS

D57,972 S	5/1921	Hartnett		
D62,409 S	5/1923	Pajeau		
D136,390 S	9/1943	Stephenson		
D148,384 S	1/1948	Packales		
D168,222 S	11/1952	Harano		
D266,155 S *	9/1982	Scherenberg, Jr.	D11/83
4,503,687 A	3/1985	Tessler		
D278,731 S *	5/1985	Cohorst et al.	D21/630
D307,848 S	5/1990	Kiyokane		
D338,421 S *	8/1993	Huang	D10/116

OTHER PUBLICATIONS

U.S. Patent Office Action mailed Jul. 31, 2009 for U.S. Appl. No. 29/311,008.

* cited by examiner

Primary Examiner—Susan E Krakower

(74) *Attorney, Agent, or Firm*—Wenderoth, Lind & Ponack, L.L.P.

(57) **CLAIM**

The ornamental design for a pendant, as shown and described.

DESCRIPTION

FIG. 1 is a front view of the invention;

FIG. 2 is a rear view of the invention;

FIG. 3 is a left side view of the invention;

FIG. 4 is a right side view of the invention;

FIG. 5 is a bottom view of the invention; and,

FIG. 6 is a top view of the invention.

The broken lines illustrate portions of the pendant which form no part of the claimed design.

1 Claim, 1 Drawing Sheet

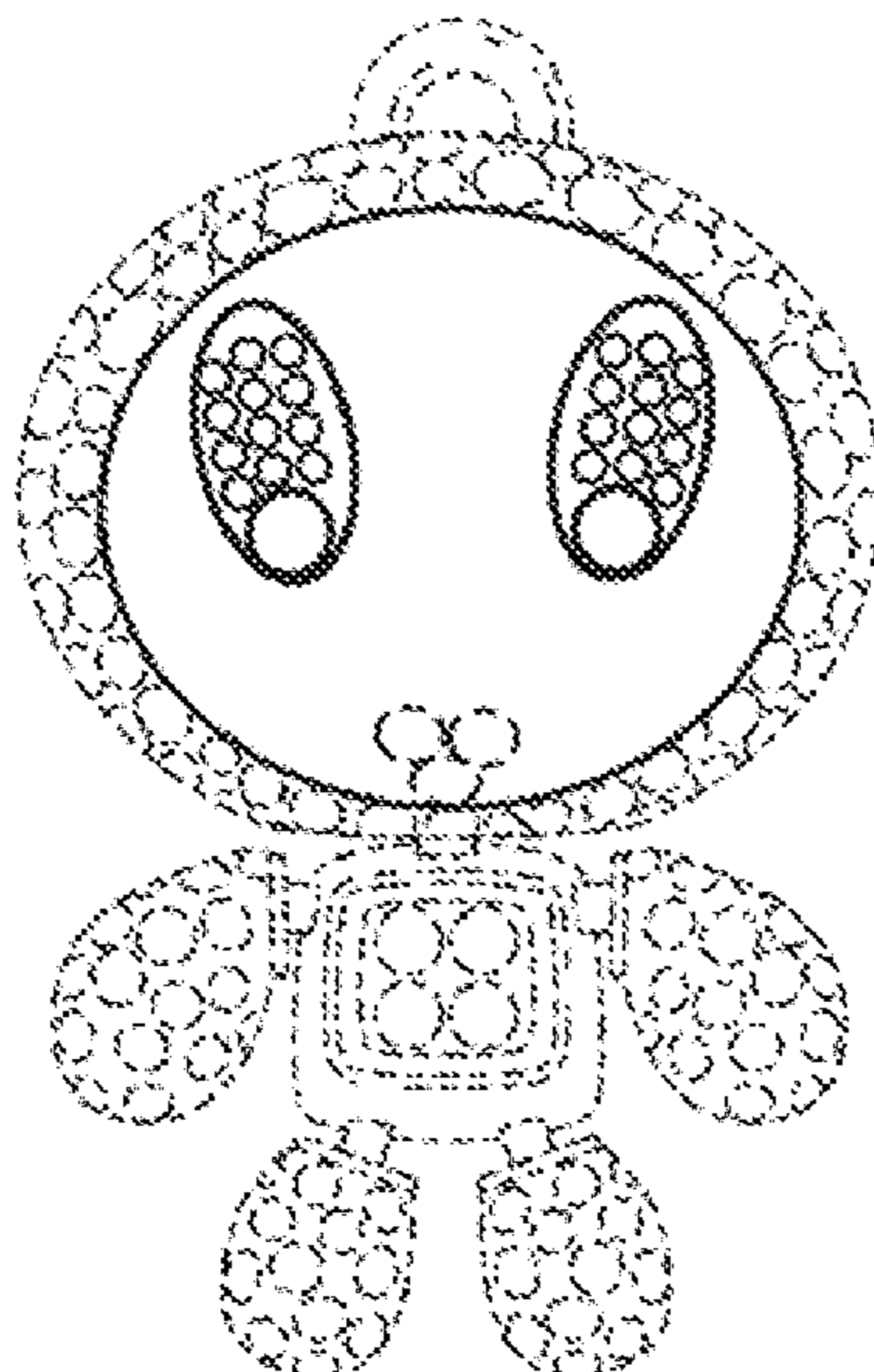


FIG. 1

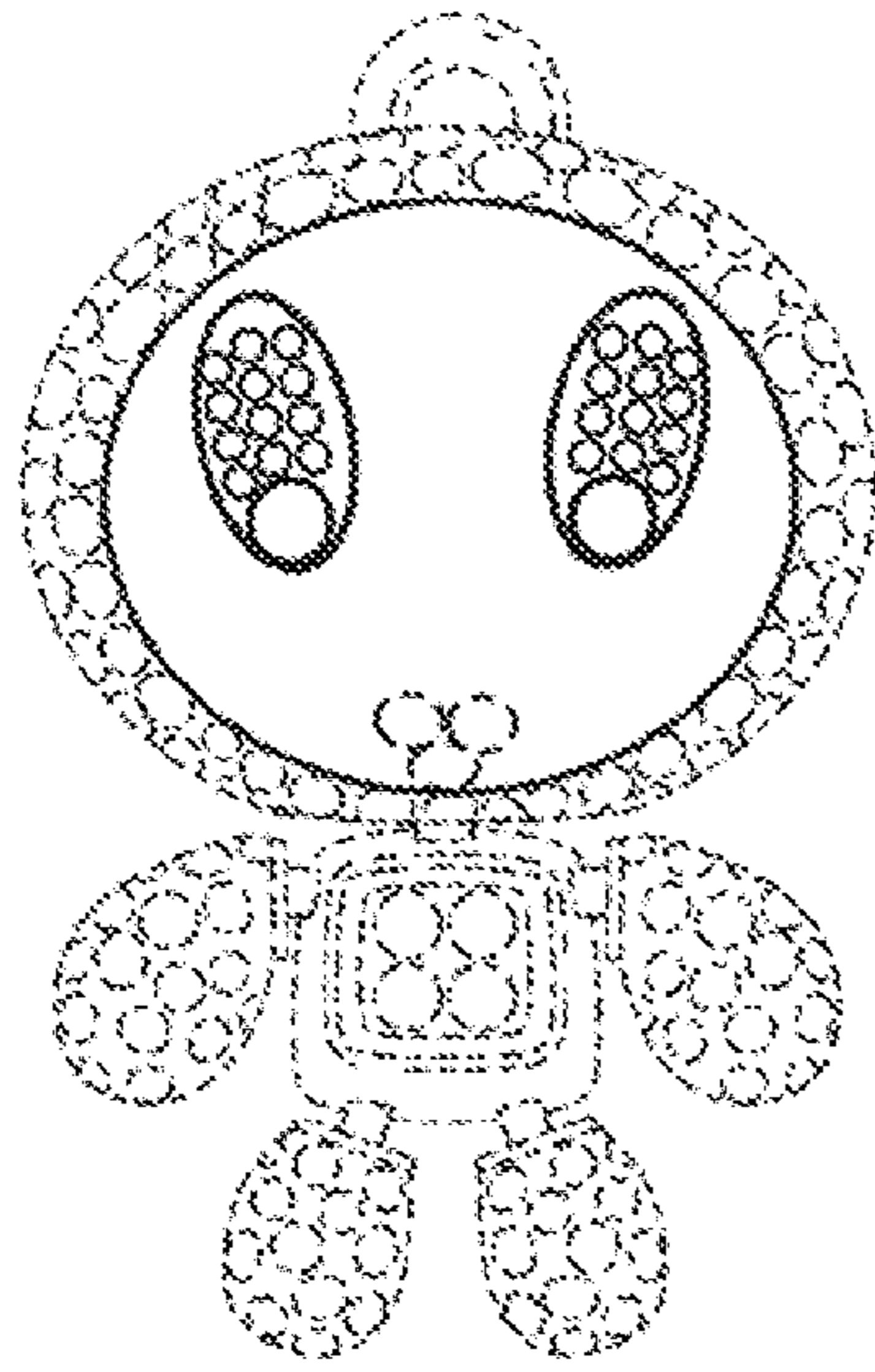


FIG. 2

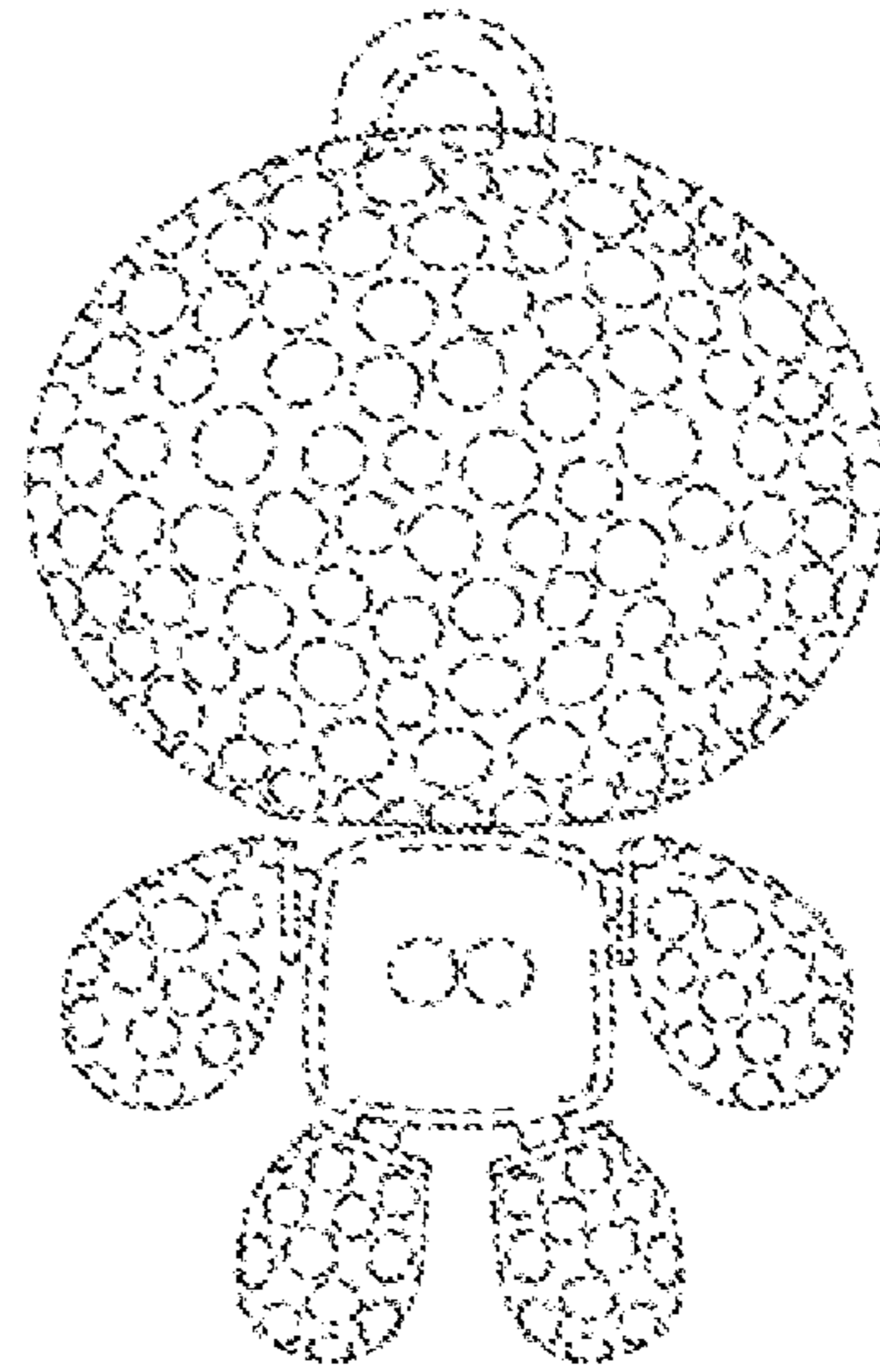


FIG. 3

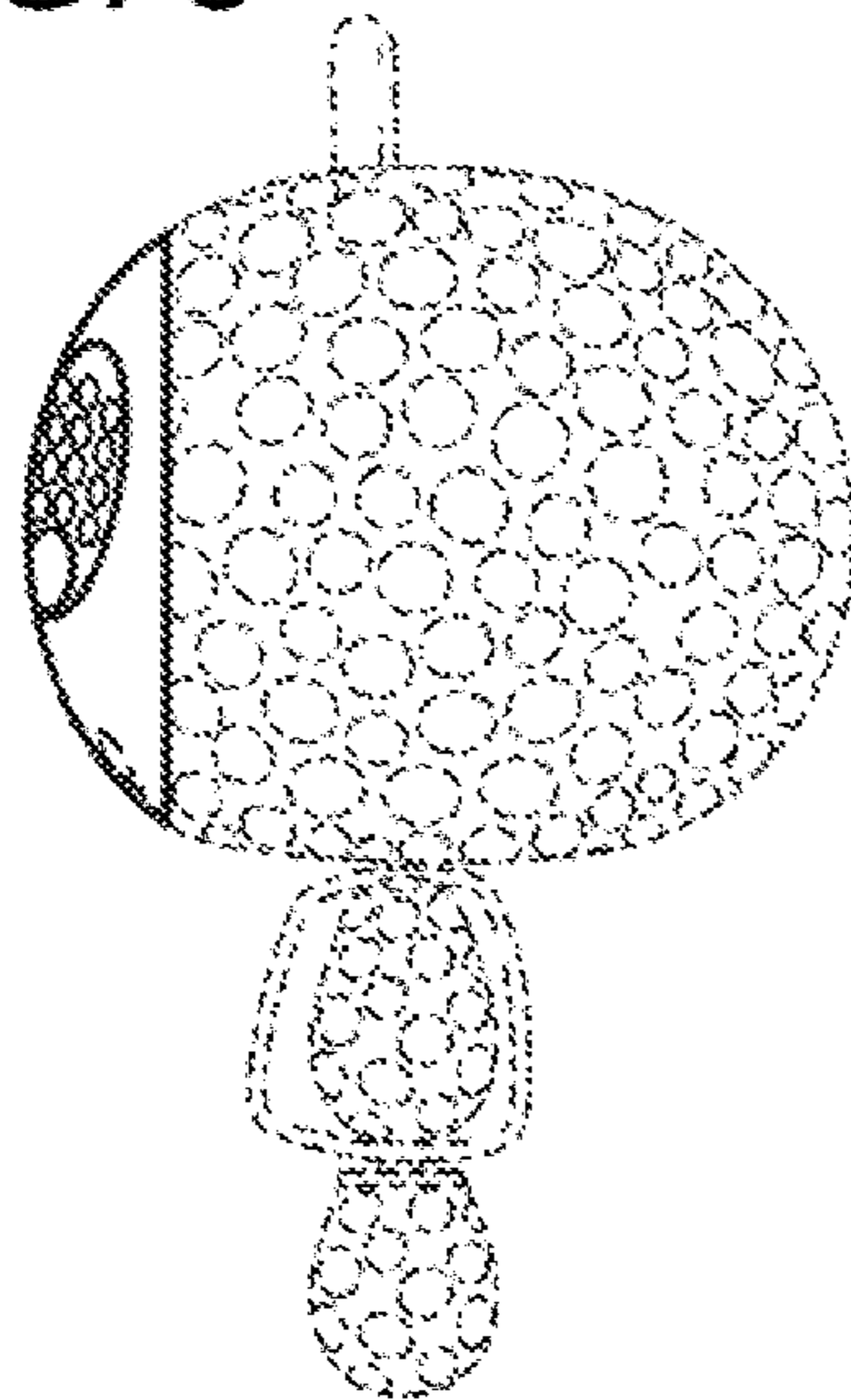


FIG. 4

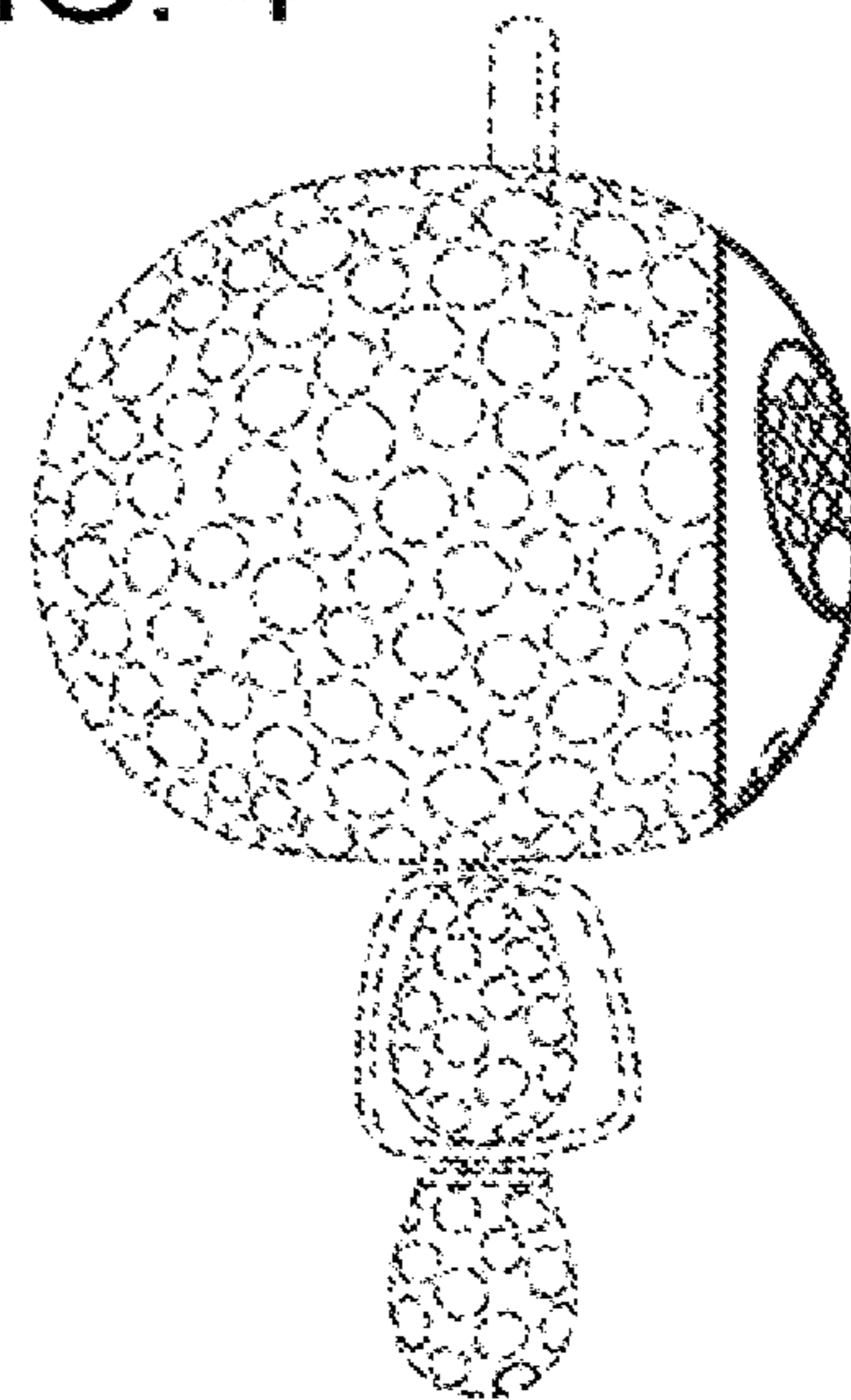


FIG. 5

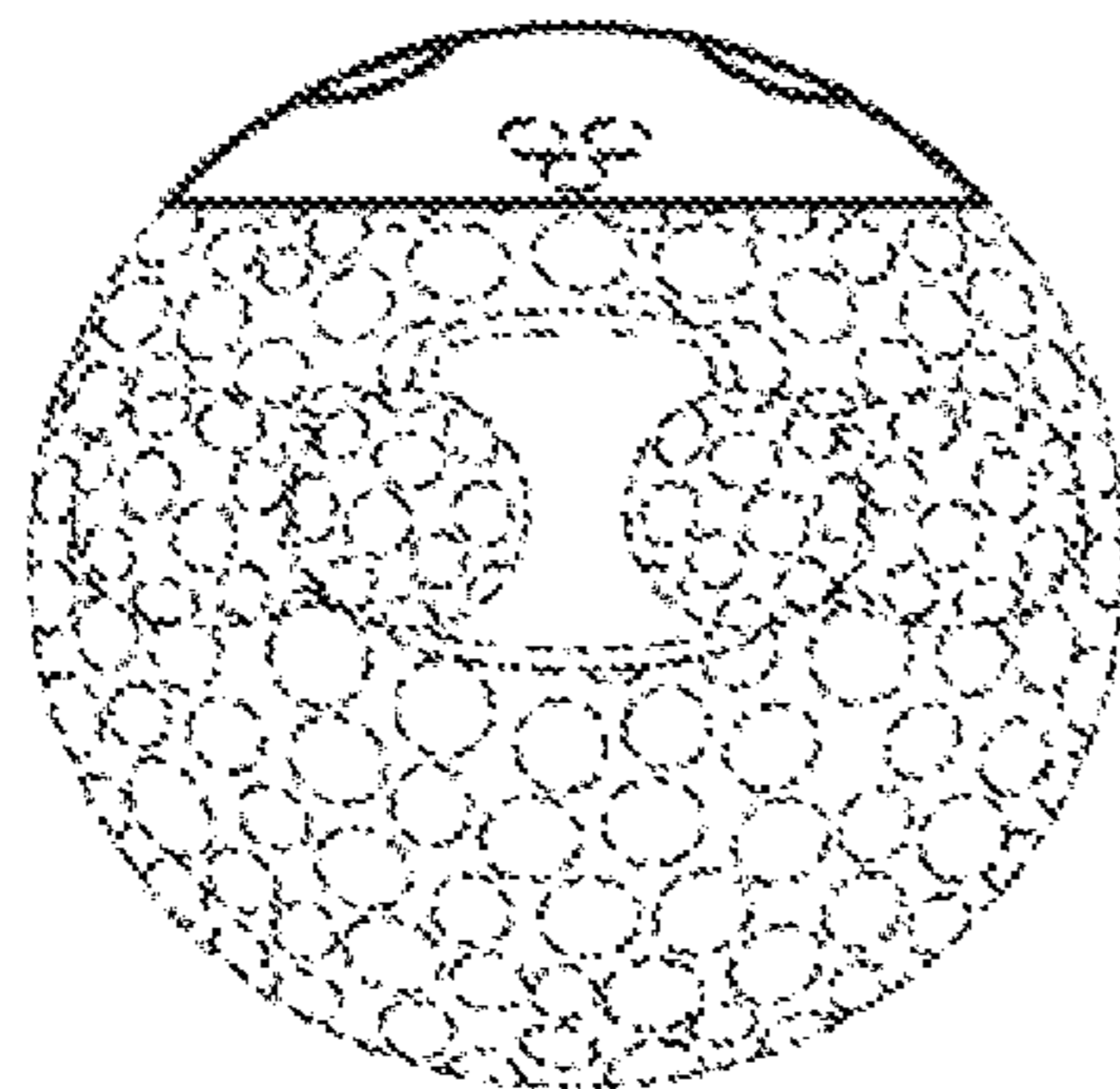


FIG. 6

