



US00D608662S

(12) **United States Design Patent**  
**Clerc**

(10) **Patent No.:** **US D608,662 S**  
(45) **Date of Patent:** **\*\* Jan. 26, 2010**

(54) **WATCHCASE**

(76) **Inventor:** **Gerald Clerc**, 35 Avenue  
Ferdinand-Buisson, Paris (FR) 75016

(\*\*) **Term:** **14 Years**

(21) **Appl. No.:** **29/324,688**

(22) **Filed:** **Sep. 18, 2008**

(30) **Foreign Application Priority Data**

Mar. 19, 2008 (WO) ..... DM/069 857

(51) **LOC (9) Cl.** ..... **10-02**

(52) **U.S. Cl.** ..... **D10/38**

(58) **Field of Classification Search** ..... D10/30-39,  
D10/122-132; 368/276, 281, 282, 285, 288-290,  
368/308, 319, 294, 295

See application file for complete search history.

(56) **References Cited**

**U.S. PATENT DOCUMENTS**

3,307,346	A	*	3/1967	Klingenberg	.....	368/294
3,842,590	A	*	10/1974	Kato	.....	368/35
D364,100	S	*	11/1995	Giardiello	.....	D10/39
5,490,123	A	*	2/1996	Biver	.....	368/295
D382,816	S	*	8/1997	Riley	.....	D10/30
D389,768	S	*	1/1998	Krauss	.....	D10/128
D406,783	S	*	3/1999	Giardiello	.....	D10/128
D419,457	S	*	1/2000	Chodat	.....	D10/30
D445,342	S	*	7/2001	Clerc	.....	D10/30
D447,063	S	*	8/2001	Scheufele	.....	D10/30

D449,231	S	*	10/2001	Giardiello	.....	D10/32
6,379,037	B1	*	4/2002	Saleh et al.	.....	368/185
D533,090	S	*	12/2006	Bajulaz	.....	D10/39
D536,268	S	*	2/2007	Asakawa et al.	.....	D10/38
D543,886	S	*	6/2007	Pandel	.....	D10/128

**OTHER PUBLICATIONS**

Watches International VI, The Original Annual of the World's Finest Wristwatches, Tourbillon Publishing, copyright 2005, p. 177, Clerc CXX Scuba Chronograph.\*

\* cited by examiner

*Primary Examiner*—Lucy Lieberman

(74) *Attorney, Agent, or Firm*—Young & Thompson

(57) **CLAIM**

I claim the ornamental design for a watchcase, as shown and described.

**DESCRIPTION**

FIG. 1 is a top view of the watchcase.

FIG. 2 is a bottom view of the watchcase.

FIG. 3 is a side view from the right of FIG. 1.

FIG. 4 is a side view from the left of FIG. 1.

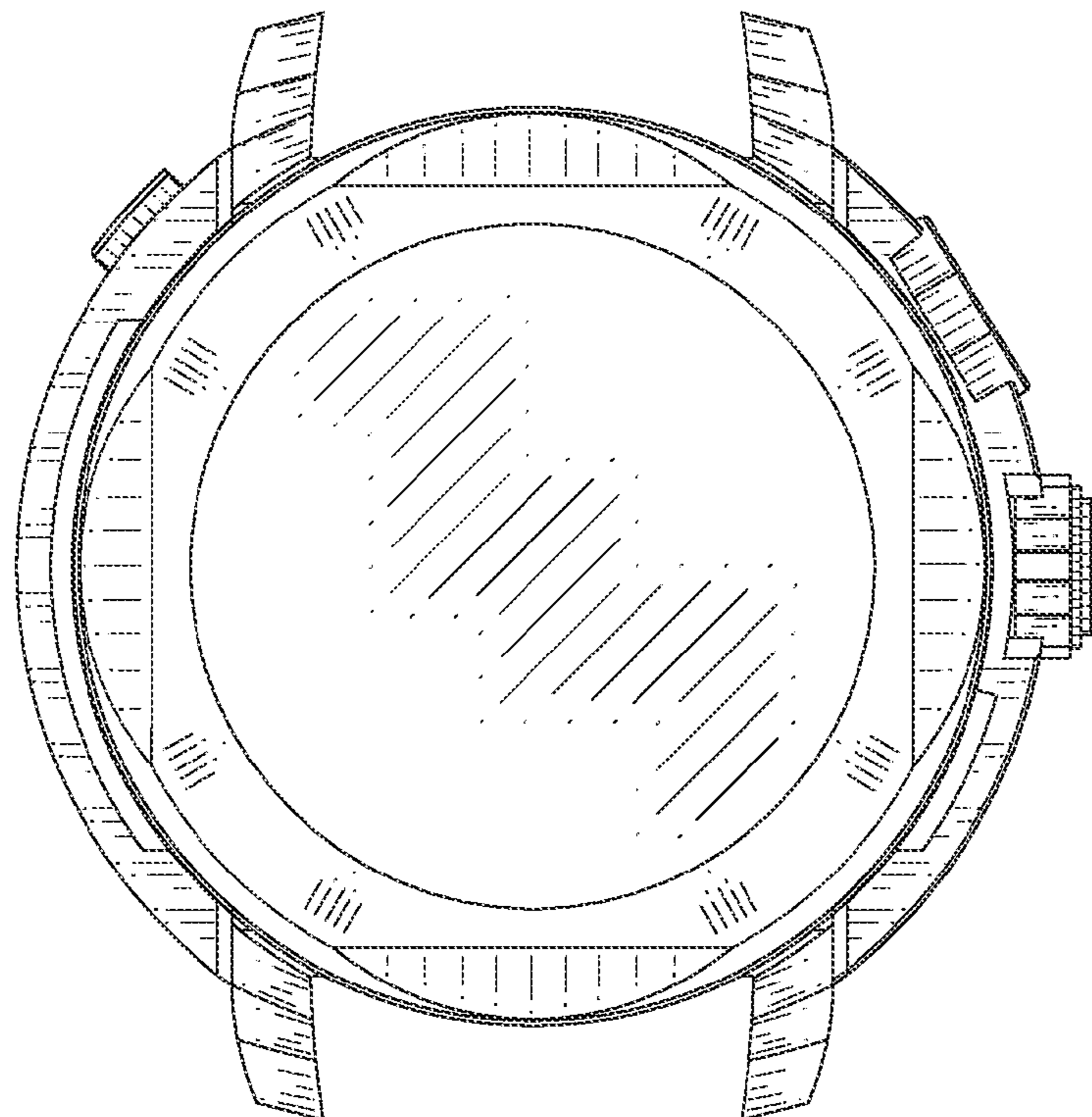
FIG. 5 is a side view from the bottom of FIG. 1.

FIG. 6 is a side view from the top of FIG. 1; and,

FIG. 7 is a perspective of the watchcase.

The material shown in broken lines forms no part of the claimed design.

**1 Claim, 4 Drawing Sheets**



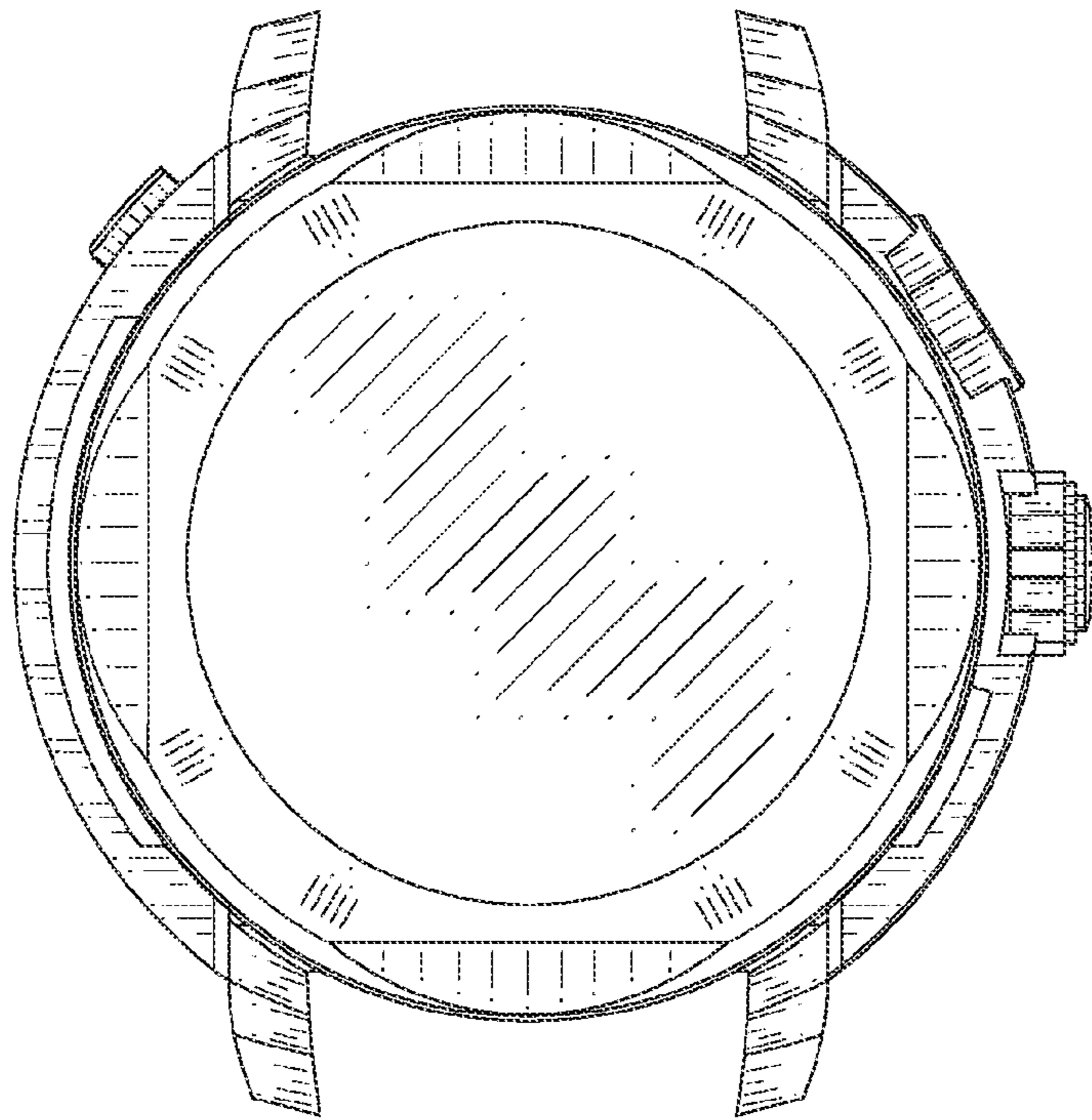


Fig.1

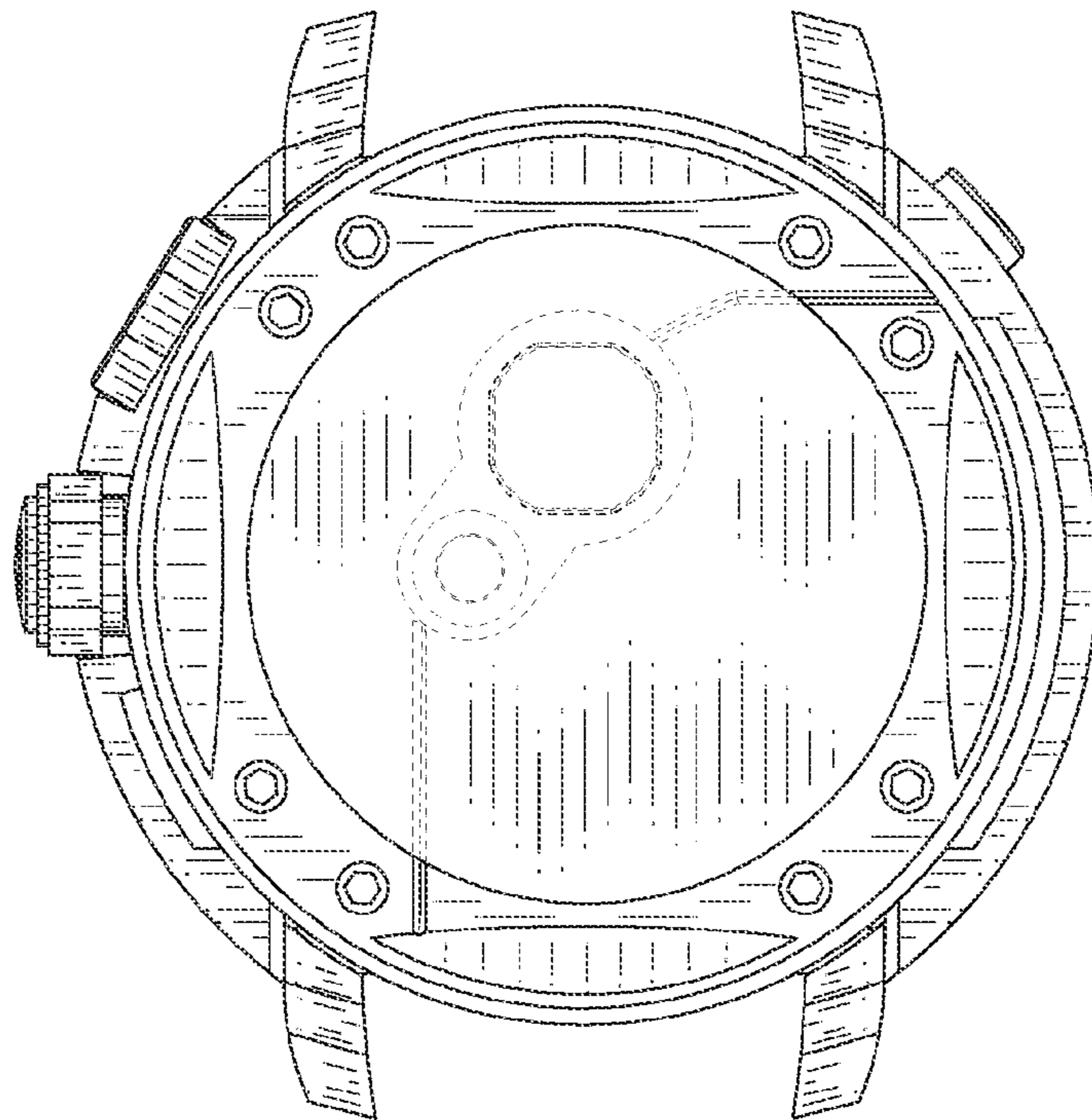


Fig.2

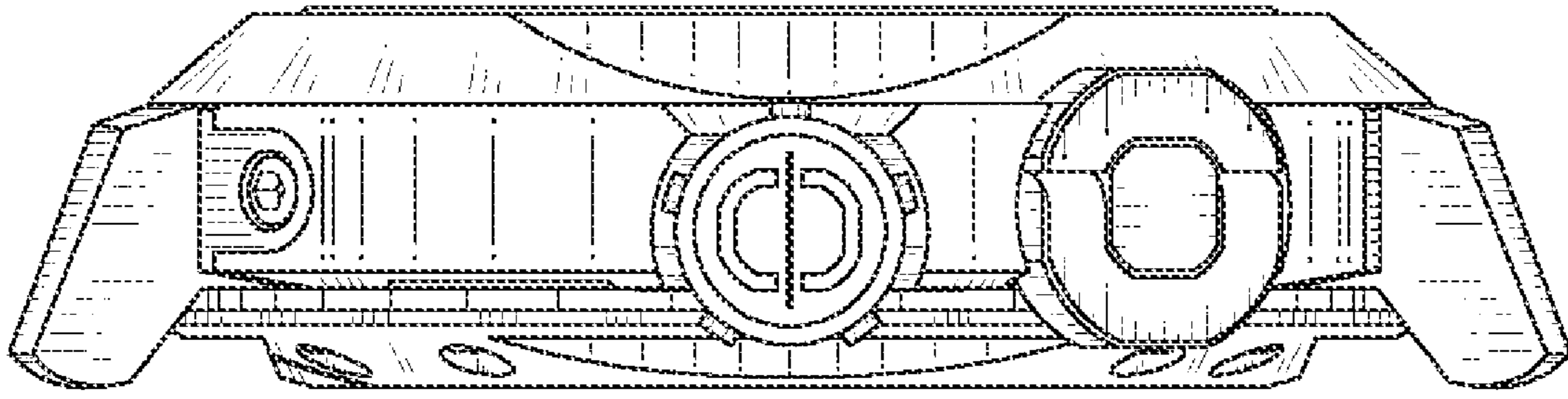


Fig.3

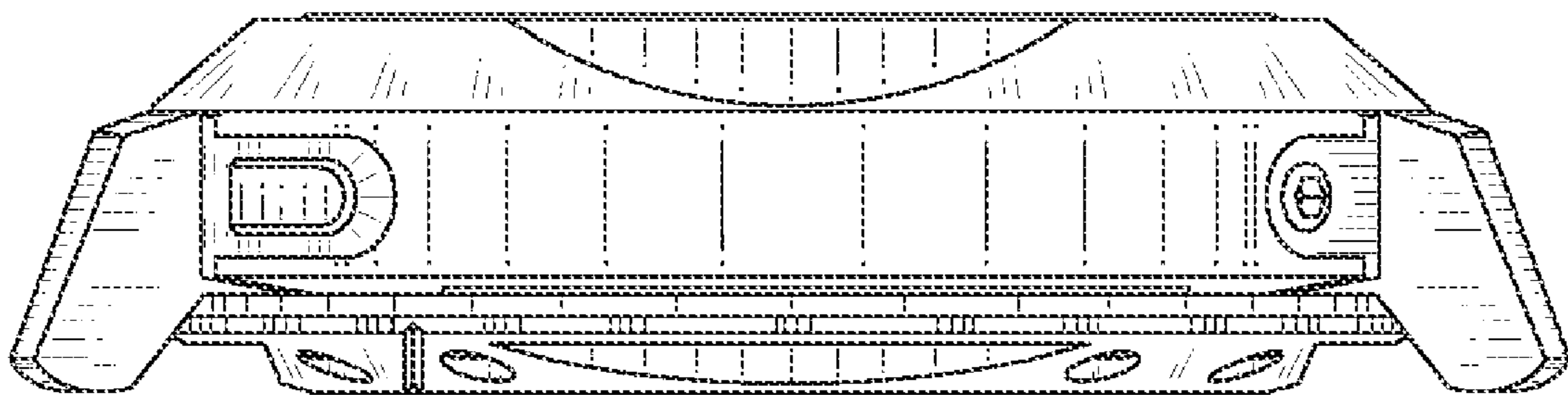


Fig.4



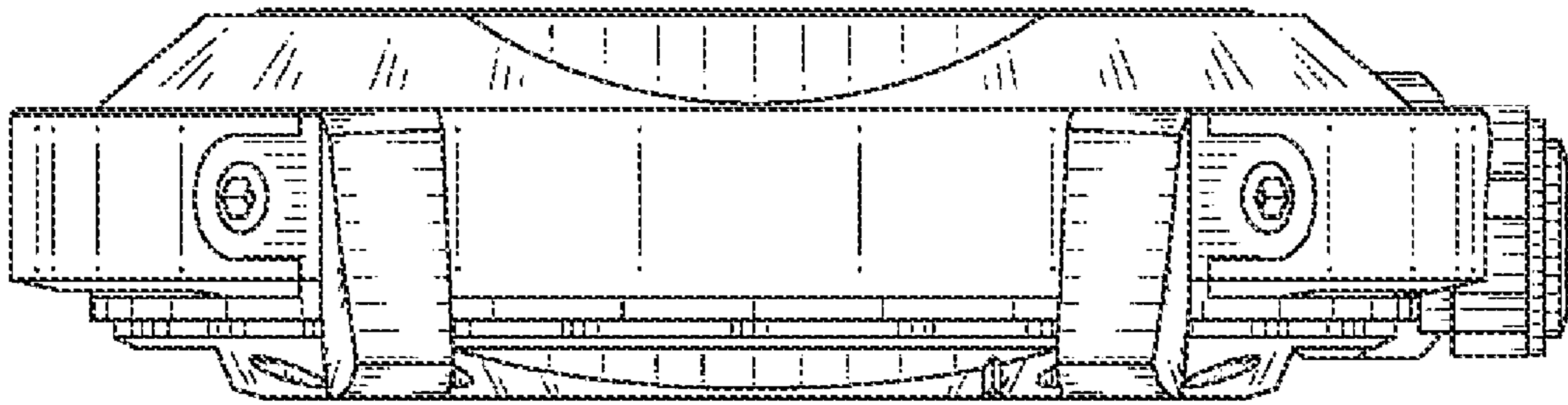


Fig.5

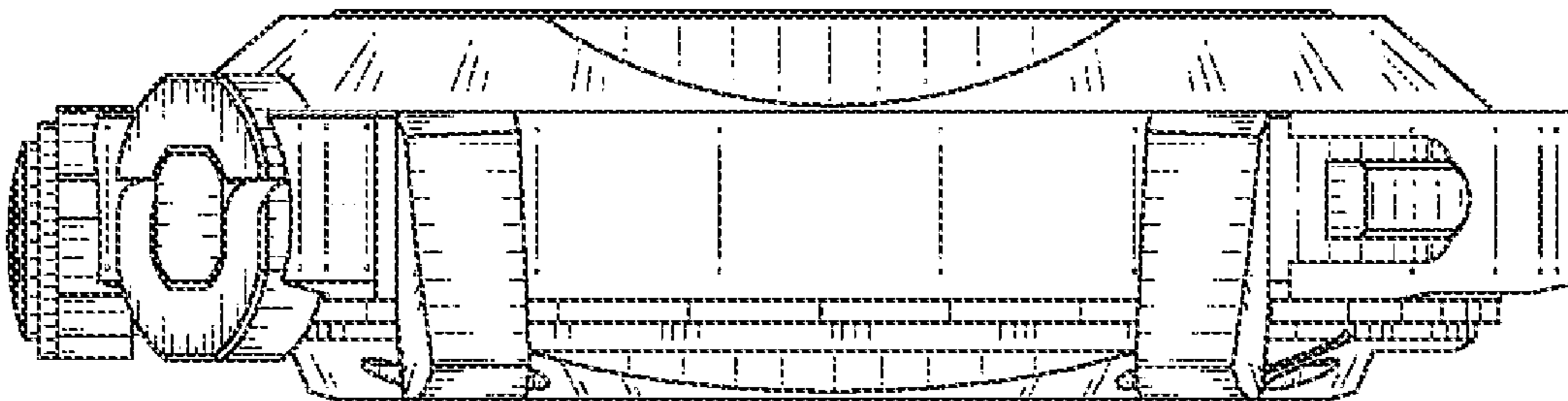


Fig.6

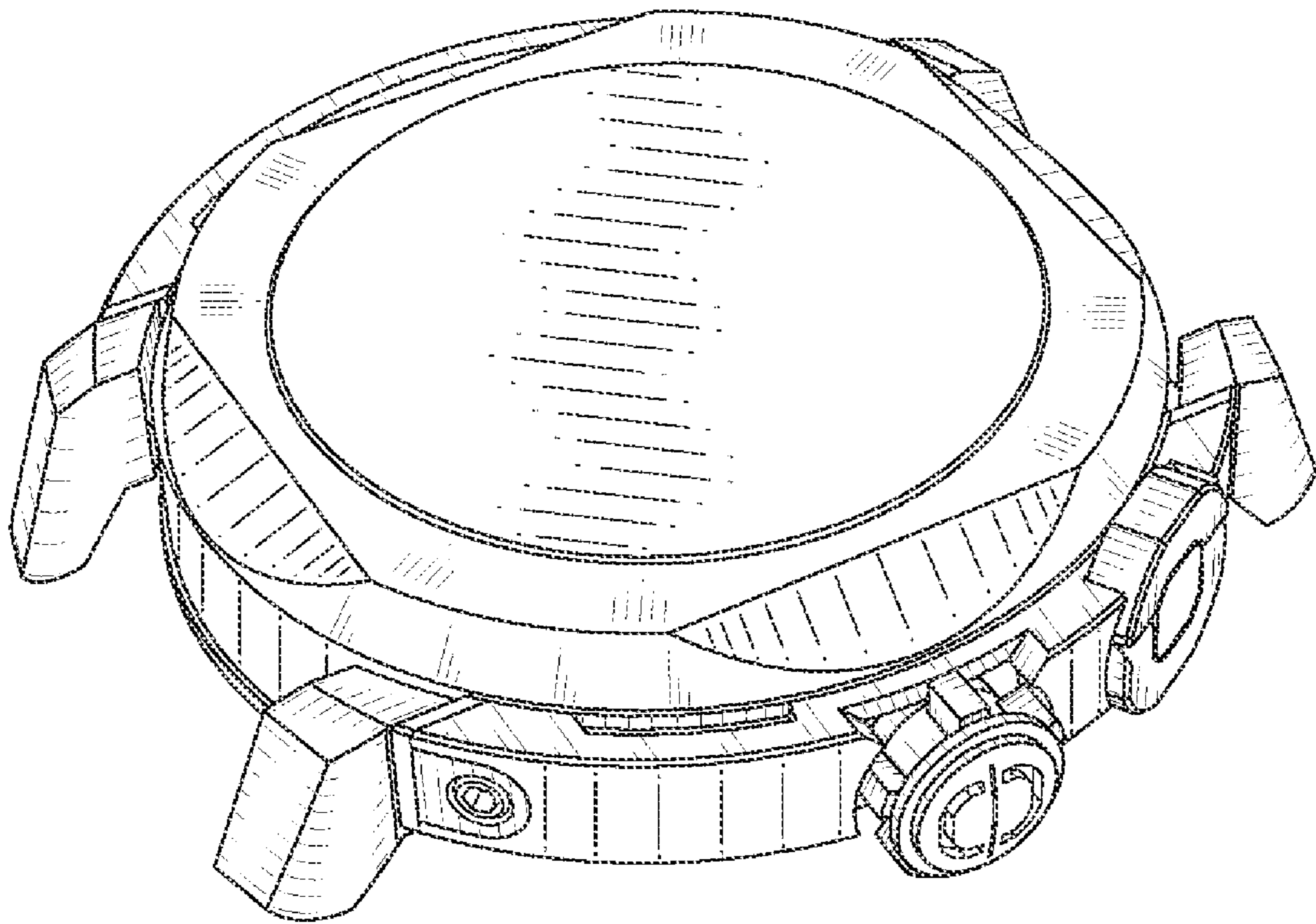


Fig. 7