



US00D608659S

(12) **United States Design Patent**
Py et al.

(10) **Patent No.:** **US D608,659 S**
(45) **Date of Patent:** **** Jan. 26, 2010**

(54) **DISPENSER**

(75) Inventors: **Daniel Py**, Larchmont, NY (US); **Julian V. Chan**, Spring Valley, NY (US); **Gladys Luz Valencia**, Stamford, CT (US)

(73) Assignee: **Medical Instill Technologies, Inc.**, New Milford, CT (US)

(**) Term: **14 Years**

(21) Appl. No.: **29/318,782**

(22) Filed: **May 28, 2008**

Related U.S. Application Data

(62) Division of application No. 29/245,373, filed on Dec. 22, 2005, now Pat. No. Des. 579,786.

(51) **LOC (9) Cl.** **09-01**

(52) **U.S. Cl.** **D9/724**

(58) **Field of Classification Search** D9/434, D9/454, 516, 723-727; D23/213; D28/88, D28/89; D19/35, 41, 43, 45, 51, 57, 65, D19/66, 70; 221/64, 65, 135, 208, 278, 282; 222/105, 394, 402.1, 402.15, 546
See application file for complete search history.

(56) **References Cited**

U.S. PATENT DOCUMENTS

2,252,542 A	8/1941	Beeh
2,388,321 A	11/1945	Gereke
2,442,503 A	6/1948	Melnikoff
2,642,607 A	6/1953	Bozzalla
2,715,236 A	8/1955	Terenio
2,725,595 A	12/1955	Sisk et al.
2,732,736 A	1/1956	Bonnie
2,743,042 A	4/1956	Burgin
3,864,047 A	2/1975	Sherrod
4,002,182 A	1/1977	Michel
D331,874 S	12/1992	Schmidt
D335,256 S	5/1993	Slavin et al.
D353,197 S	12/1994	Hawks

5,505,341 A	4/1996	Gueret
5,738,067 A	4/1998	Landwehr et al.
5,772,347 A	6/1998	Gueret
5,879,095 A	3/1999	Gueret
D414,688 S	10/1999	Loeb et al.
6,010,036 A	1/2000	Bougamont et al.
6,073,813 A	6/2000	Tanner
D433,192 S	10/2000	Gavin
D437,663 S	2/2001	Lang et al.

(Continued)

Primary Examiner—Stella M Reid
Assistant Examiner—Shanda C Hill
(74) *Attorney, Agent, or Firm*—McCarter & English, LLP

(57) **CLAIM**

The ornamental design for a dispenser, as shown and described.

DESCRIPTION

FIG. 1 is a top and right perspective view of a dispenser of the present invention;

FIG. 2 is a right side elevational view of the dispenser of FIG. 1;

FIG. 3 is a top elevational view of the dispenser of FIG. 1;

FIG. 4 is a left side elevational view of the dispenser of FIG. 1;

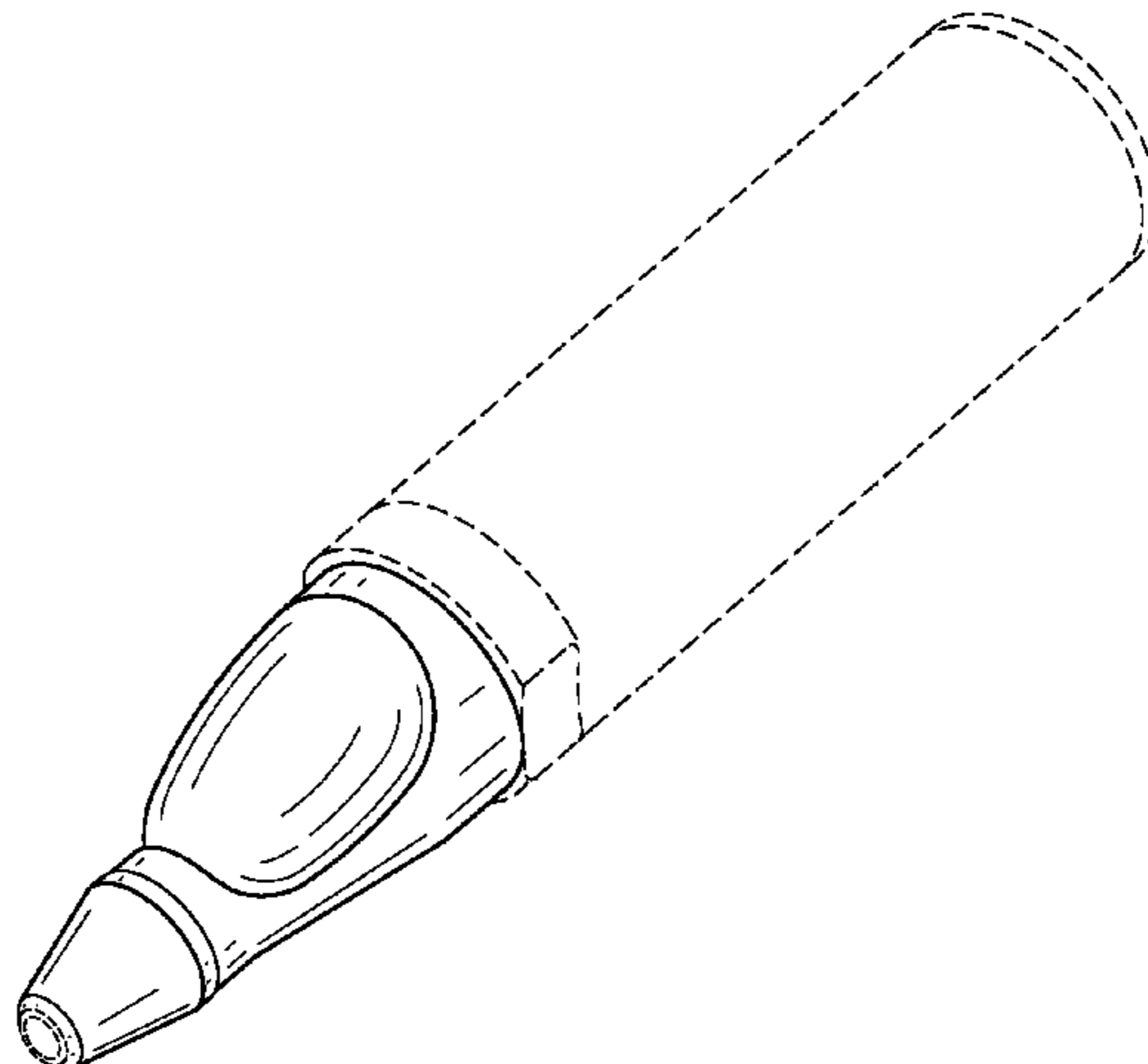
FIG. 5 is a bottom elevational view of the dispenser of FIG. 1;

FIG. 6 is a front end elevational view of the dispenser of FIG. 1; and,

FIG. 7 is a rear end elevational view of the dispenser of FIG. 1.

The broken lines shown in the drawing disclosure are for illustrative purposes only and form no part of the claimed design.

1 Claim, 4 Drawing Sheets



US D608,659 S

Page 2

U.S. PATENT DOCUMENTS

6,409,406 B1	6/2002	Schwartzman	D507,680 S	7/2005	Py et al.
D479,466 S	9/2003	Bremner et al.	D516,251 S	2/2006	Py et al.
6,688,317 B2	2/2004	Gueret	D543,469 S	5/2007	Py et al.
6,745,781 B2	6/2004	Gueret	D554,183 S	10/2007	Paulus et al.
			2004/0161292 A1	8/2004	Breidenbach et al.

FIG. 1

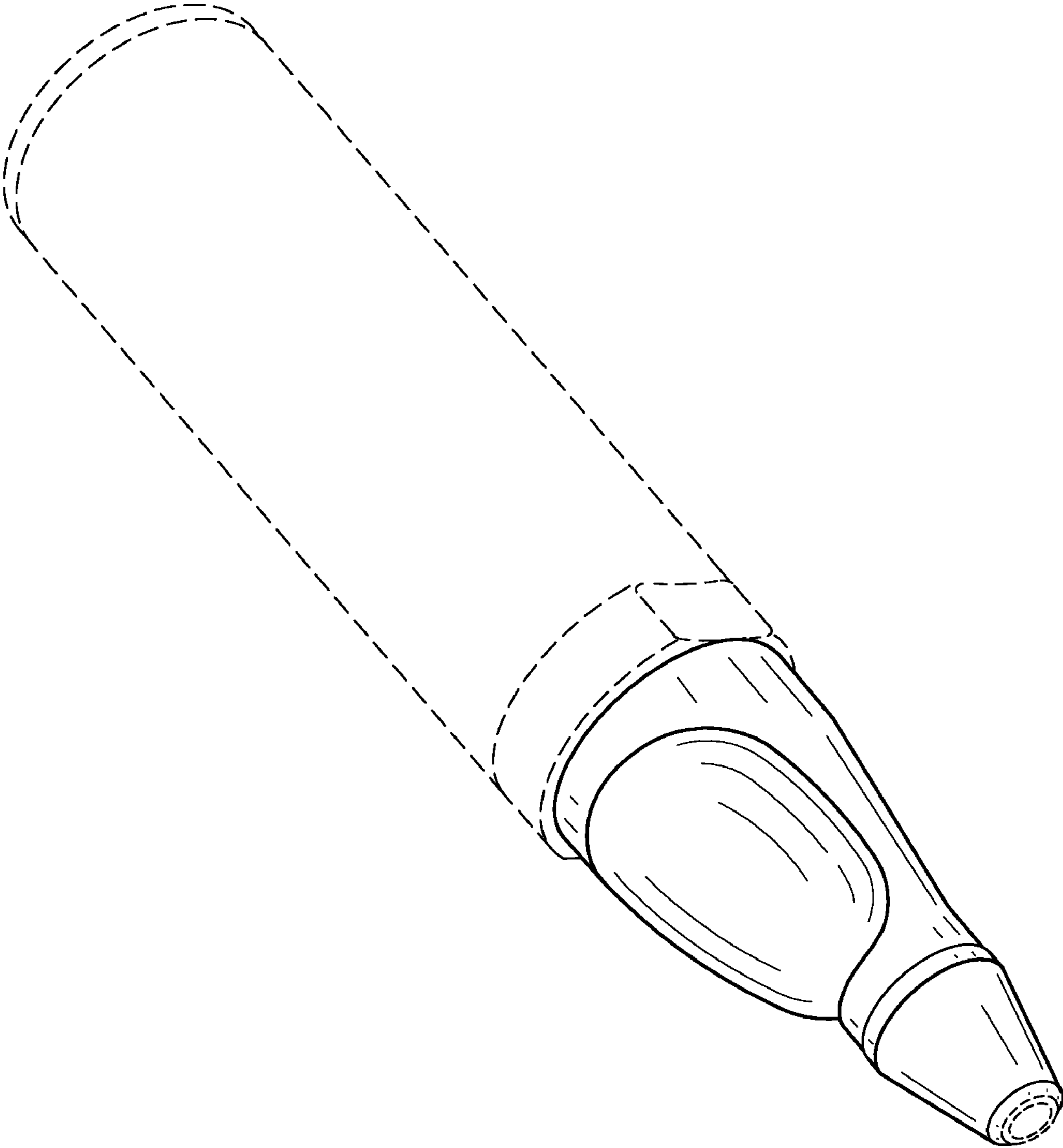


FIG. 2

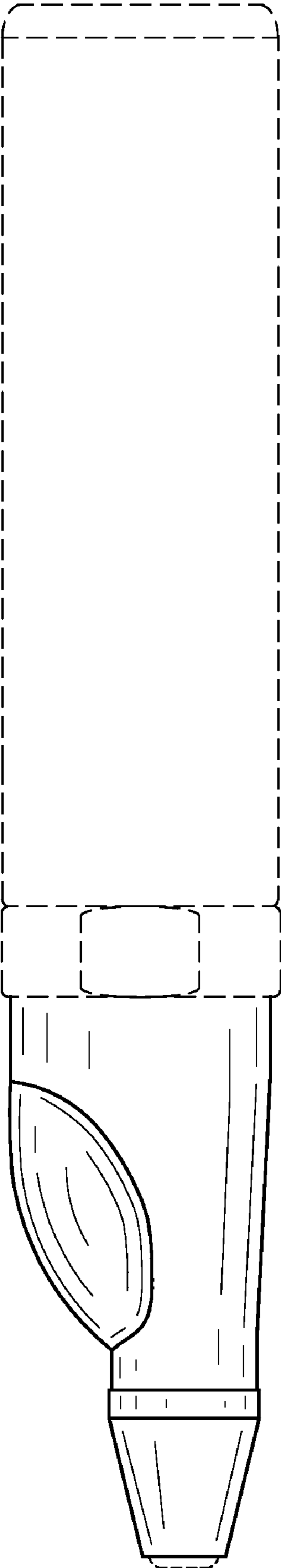


FIG. 3




FIG. 4




FIG. 5

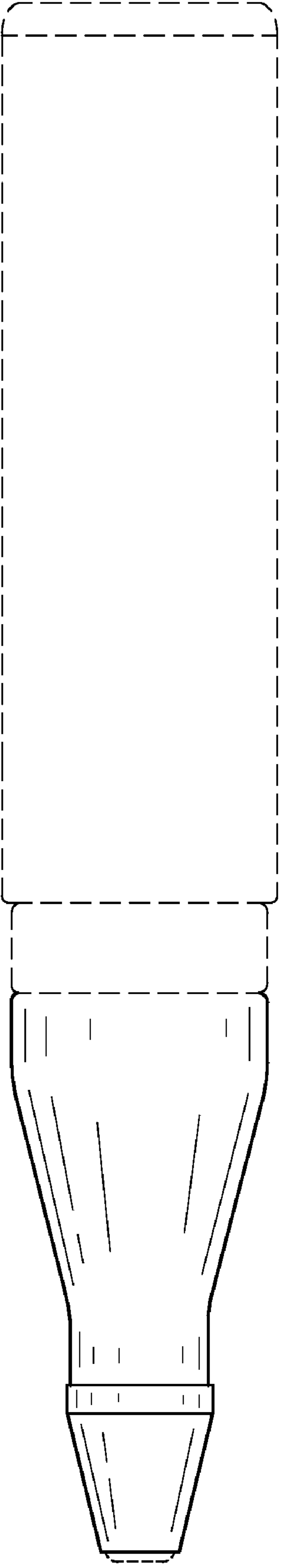


FIG. 7

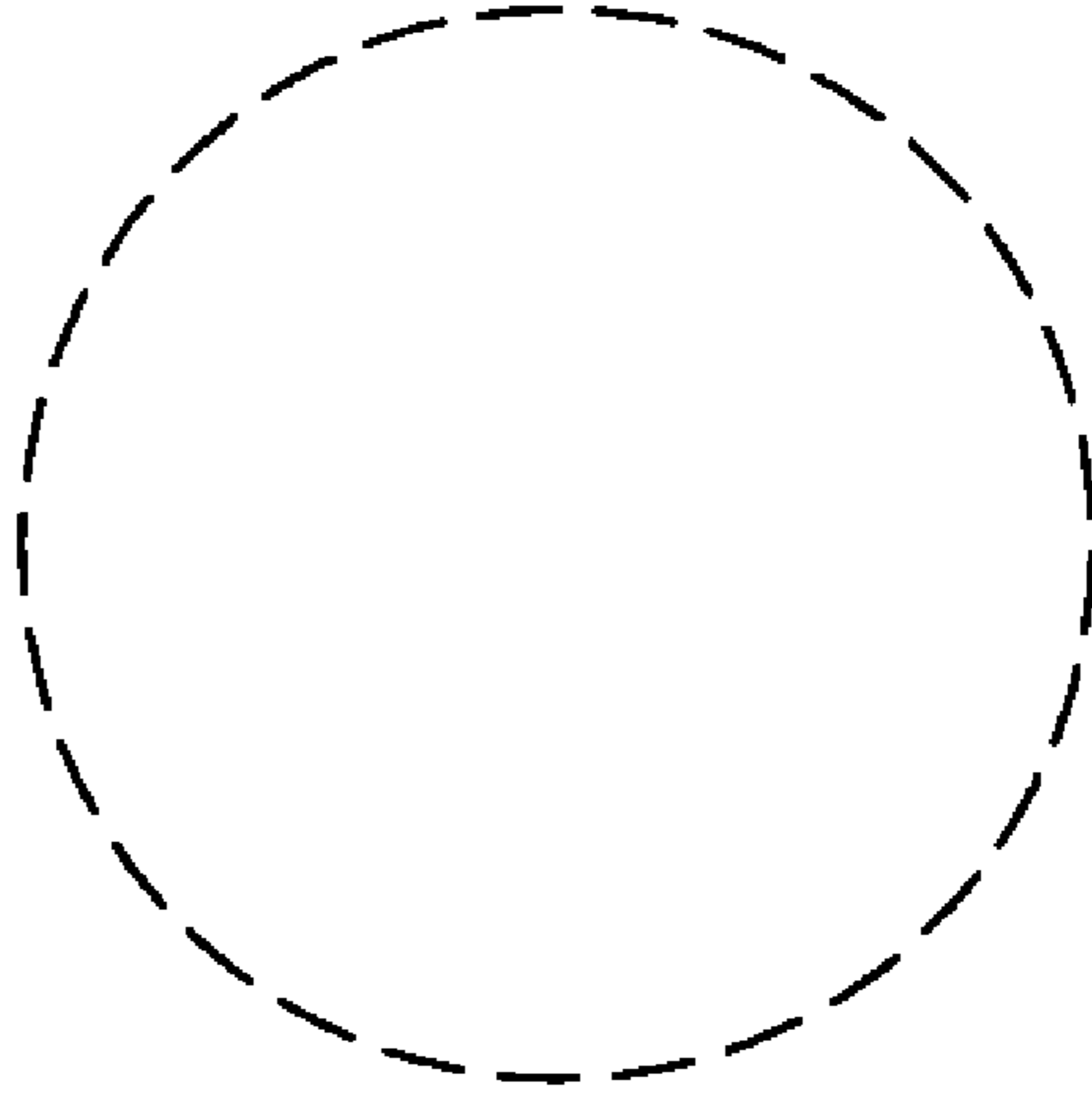
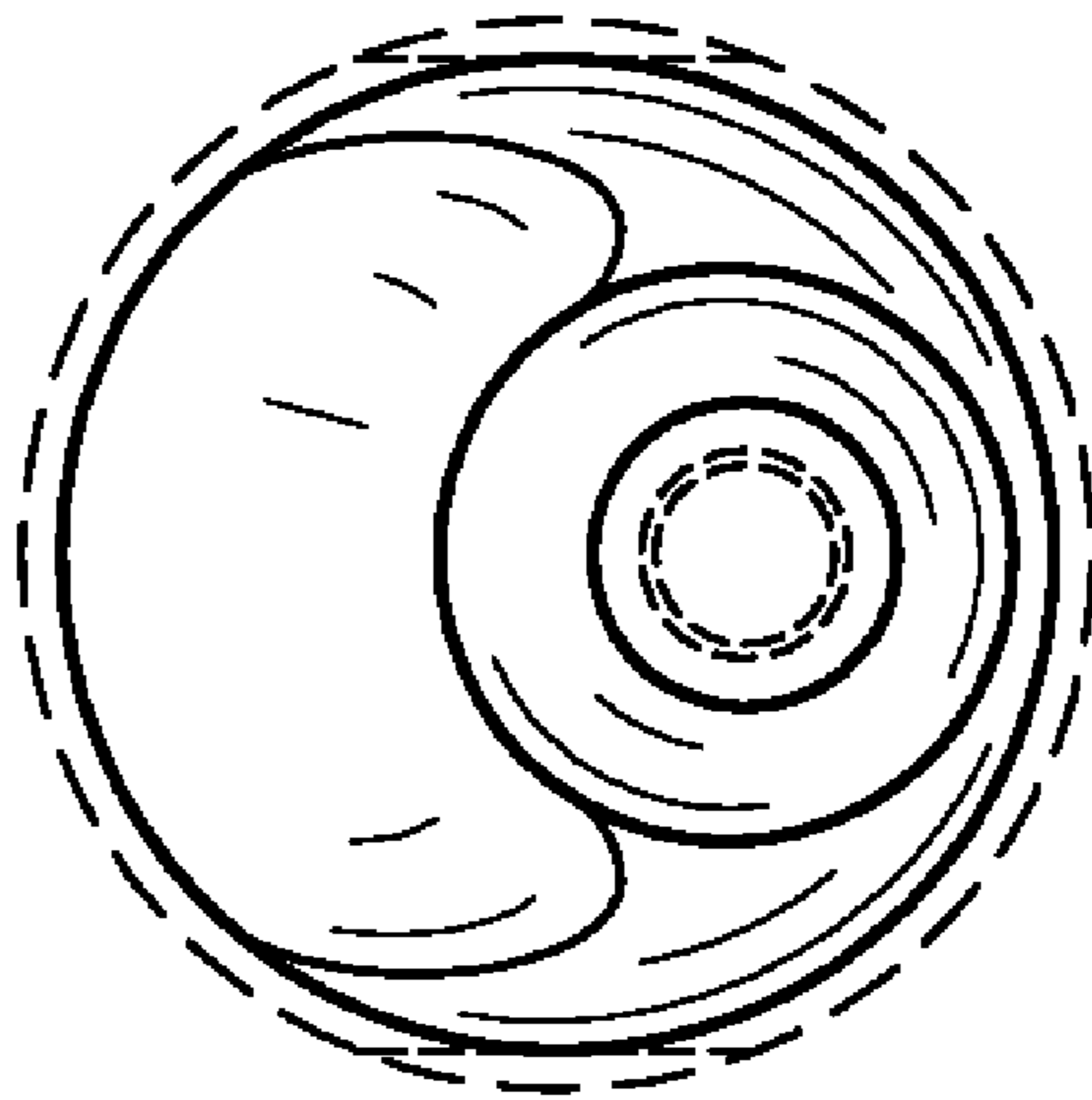


FIG. 6



UNITED STATES PATENT AND TRADEMARK OFFICE
CERTIFICATE OF CORRECTION

PATENT NO. : Des. 608,659 S
APPLICATION NO. : 29/318782
DATED : January 26, 2010
INVENTOR(S) : Daniel Py, Luz Gladys Valencia and Julian Chan

Page 1 of 1

It is certified that error appears in the above-identified patent and that said Letters Patent is hereby corrected as shown below:

On The Title Page, Item (75) "Gladys Luz Valencia" should be changed to -- Luz Gladys Valencia --

Signed and Sealed this

Eighteenth Day of May, 2010

A handwritten signature in black ink that reads "David J. Kappos". The signature is written in a cursive, flowing style.

David J. Kappos
Director of the United States Patent and Trademark Office