



US00D608651S

(12) **United States Design Patent**
Eisen

(10) **Patent No.:** **US D608,651 S**
(45) **Date of Patent:** **** Jan. 26, 2010**

(54) **BOTTLE**

(75) Inventor: **Mark Eisen**, Bellmore, NY (US)

(73) Assignee: **Nesie Brands Ltd.**, Port Louis (MU)

(**) Term: **14 Years**

(21) Appl. No.: **29/309,952**

(22) Filed: **Nov. 19, 2008**

(30) **Foreign Application Priority Data**

May 19, 2008 (ZA) A2008/00791

(51) **LOC (9) Cl.** **09-01**

(52) **U.S. Cl.** **D9/546; D9/566; D9/435**

(58) **Field of Classification Search** D9/500,
D9/503, 504, 516, 519, 520, 529, 544, 545,
D9/546, 549, 553, 554, 559, 561, 566, 567,
D9/571; 215/381-385

See application file for complete search history.

(56) **References Cited**

U.S. PATENT DOCUMENTS

D67,465 S *	6/1925	Johnson	D9/550
D68,830 S *	11/1925	Phlippeau	D9/550
D71,782 S *	1/1927	Delaize	D9/544
D72,957 S *	6/1927	Mas	D9/550
D76,405 S *	9/1928	Lavault	D9/546
D80,918 S *	4/1930	Teaque	D9/546
D86,540 S *	3/1932	Piazzoli	D9/546
D86,566 S *	3/1932	Gibson	D9/544
D90,047 S *	5/1933	Popp	D9/566
D94,153 S *	12/1934	Levine	D9/573
D104,023 S *	4/1937	Frankenstein	D9/550

D172,869 S *	8/1954	Du Pree	D7/303
D182,107 S *	2/1958	Colonna de Giobellina	..	D9/526
D187,886 S *	5/1960	Hurlstone	D9/566
D211,155 S *	5/1968	Knowles	D9/545
D211,625 S *	7/1968	Du Pree	D7/300
D271,855 S *	12/1983	Thrush	D9/520
D284,938 S *	8/1986	Jedwab et al.	D9/651
D295,146 S *	4/1988	Carree	D9/544
D361,515 S *	8/1995	Caron	D9/522
D471,467 S *	3/2003	Kokubo et al.	D9/566
D540,173 S *	4/2007	Obuchi	D9/521
D586,226 S *	2/2009	Lloyd	D9/556

* cited by examiner

Primary Examiner—Stella M Reid

Assistant Examiner—Elizabeth J Oswecki

(74) *Attorney, Agent, or Firm*—Nixon & Vanderhye

(57) **CLAIM**

The ornamental design for a bottle, as shown and described.

DESCRIPTION

FIG. 1 is a front elevational view of a bottle showing my new design;

FIG. 2 is a back elevational view thereof;

FIG. 3 is a perspective view thereof;

FIG. 4 is a side elevational view thereof;

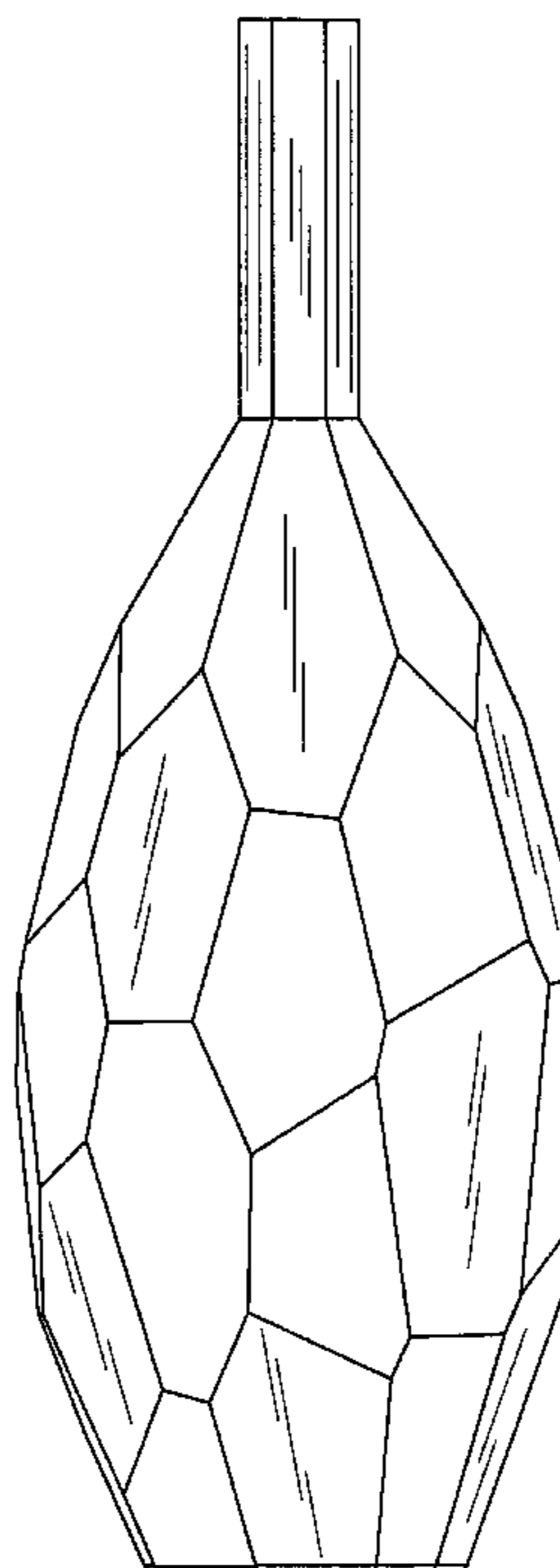
FIG. 5 is another side elevational view thereof;

FIG. 6 is a top plan view thereof; and,

FIG. 7 is a bottom plan view thereof.

The portions of the bottle shown in broken lines form no part of the claimed design.

1 Claim, 6 Drawing Sheets



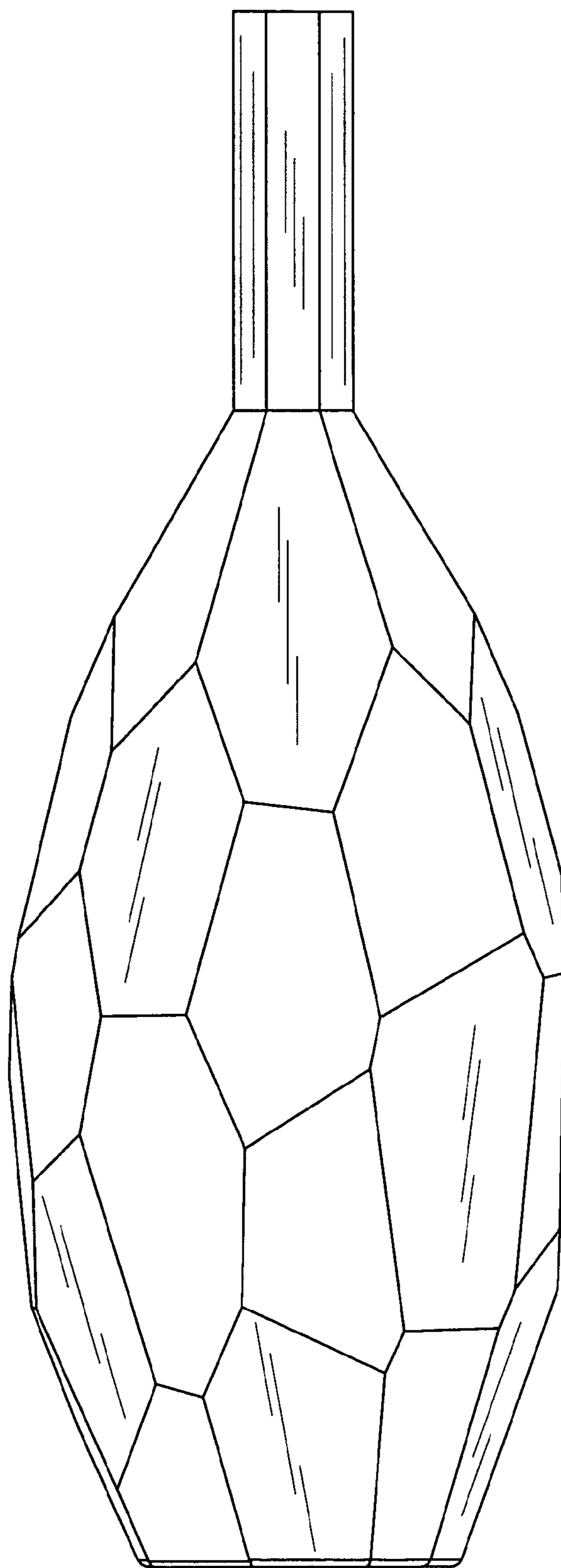


FIGURE 1

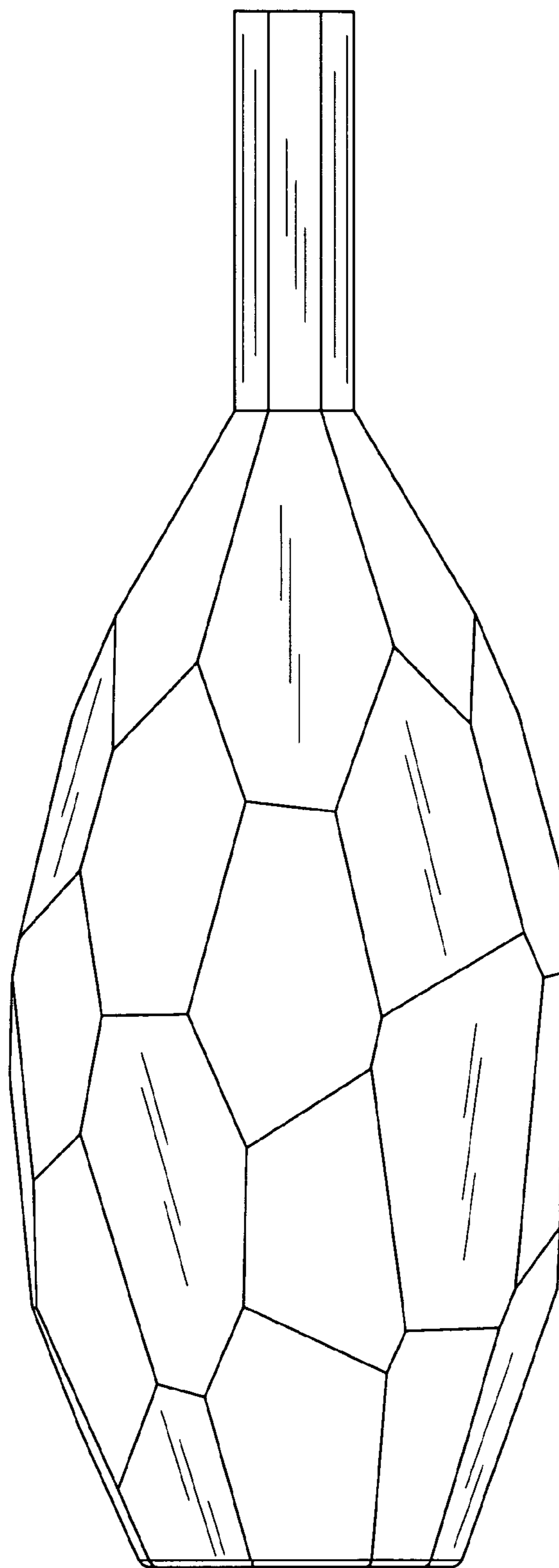


FIGURE 2

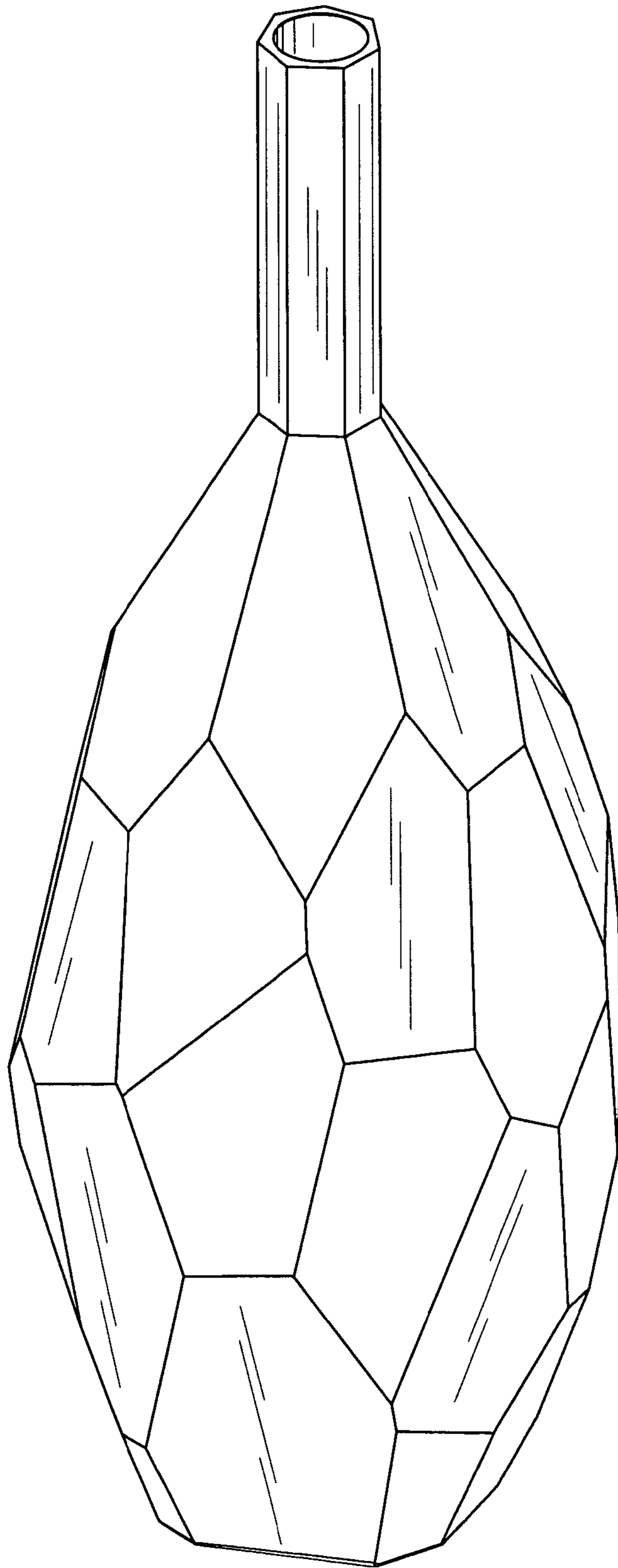


FIGURE 3

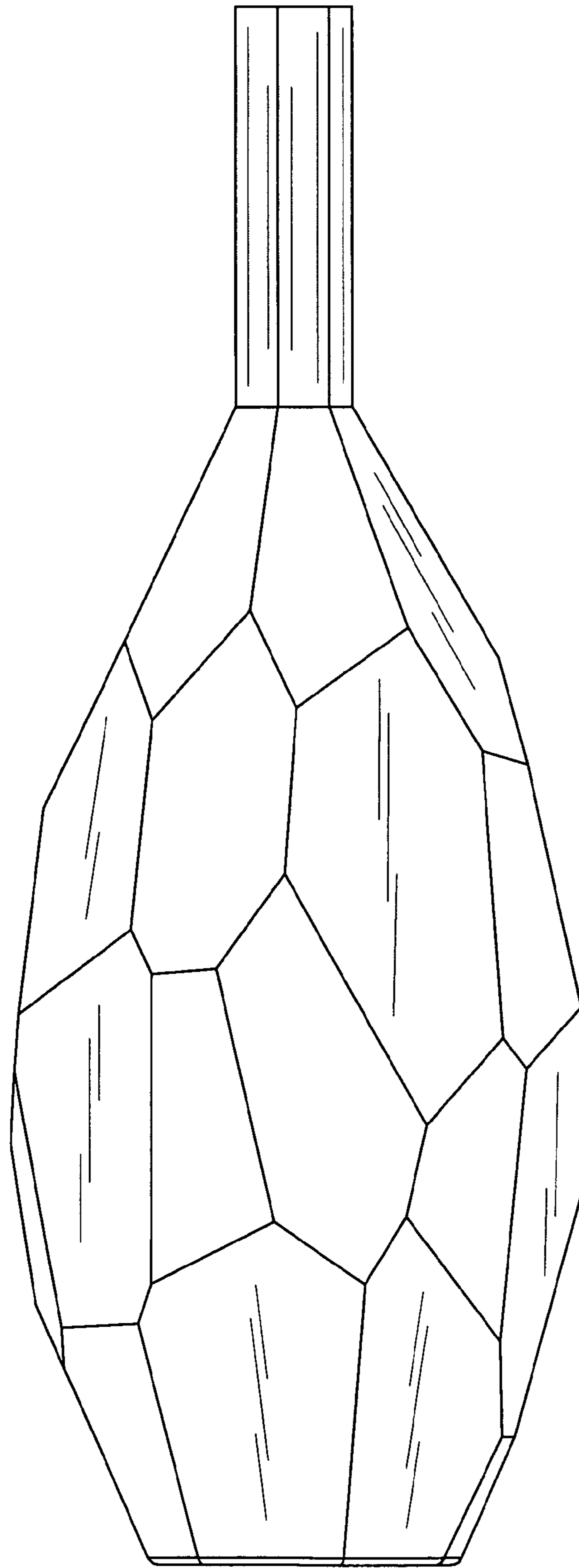


FIGURE 4

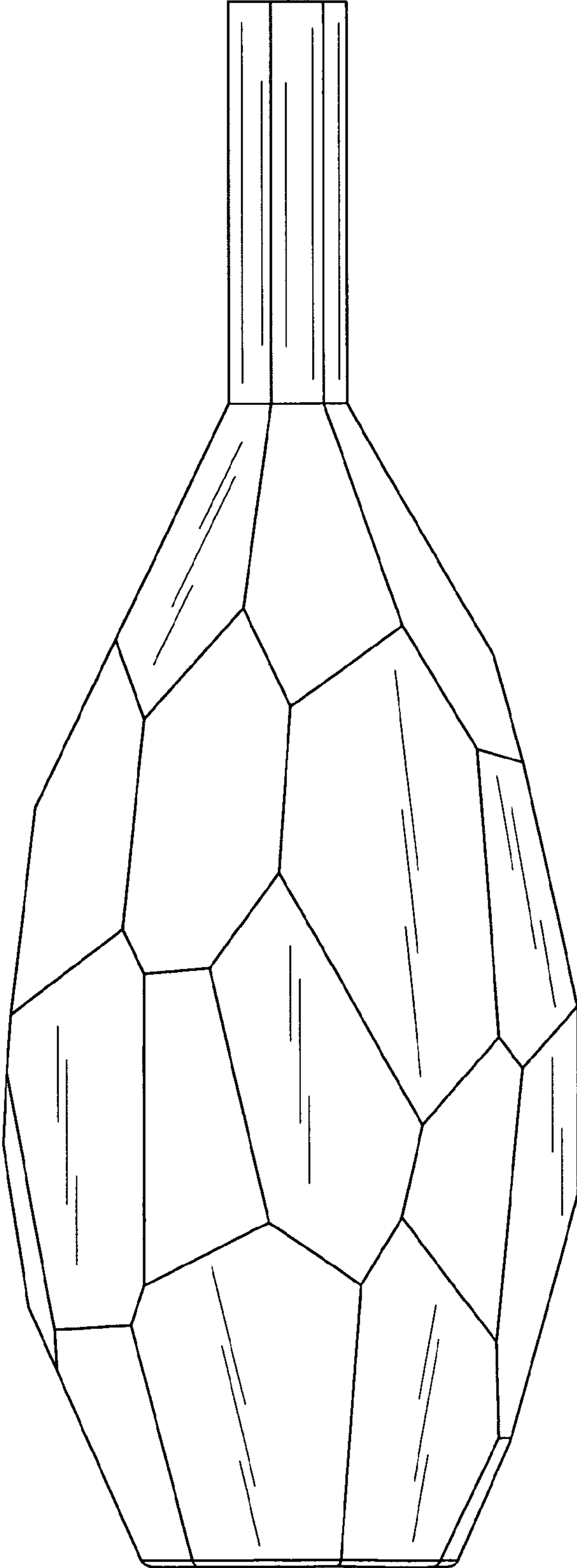


FIGURE 5

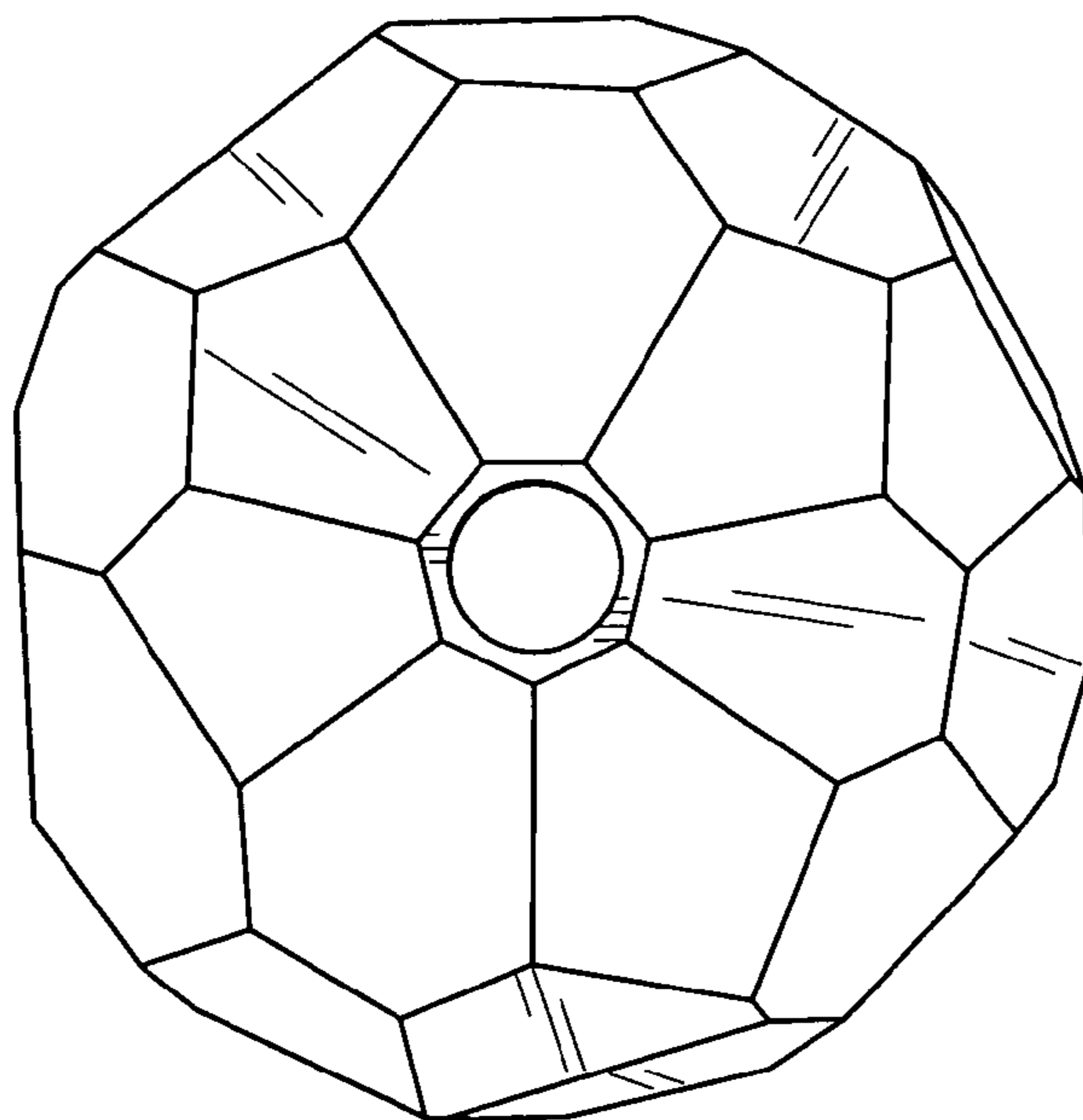


FIGURE 6

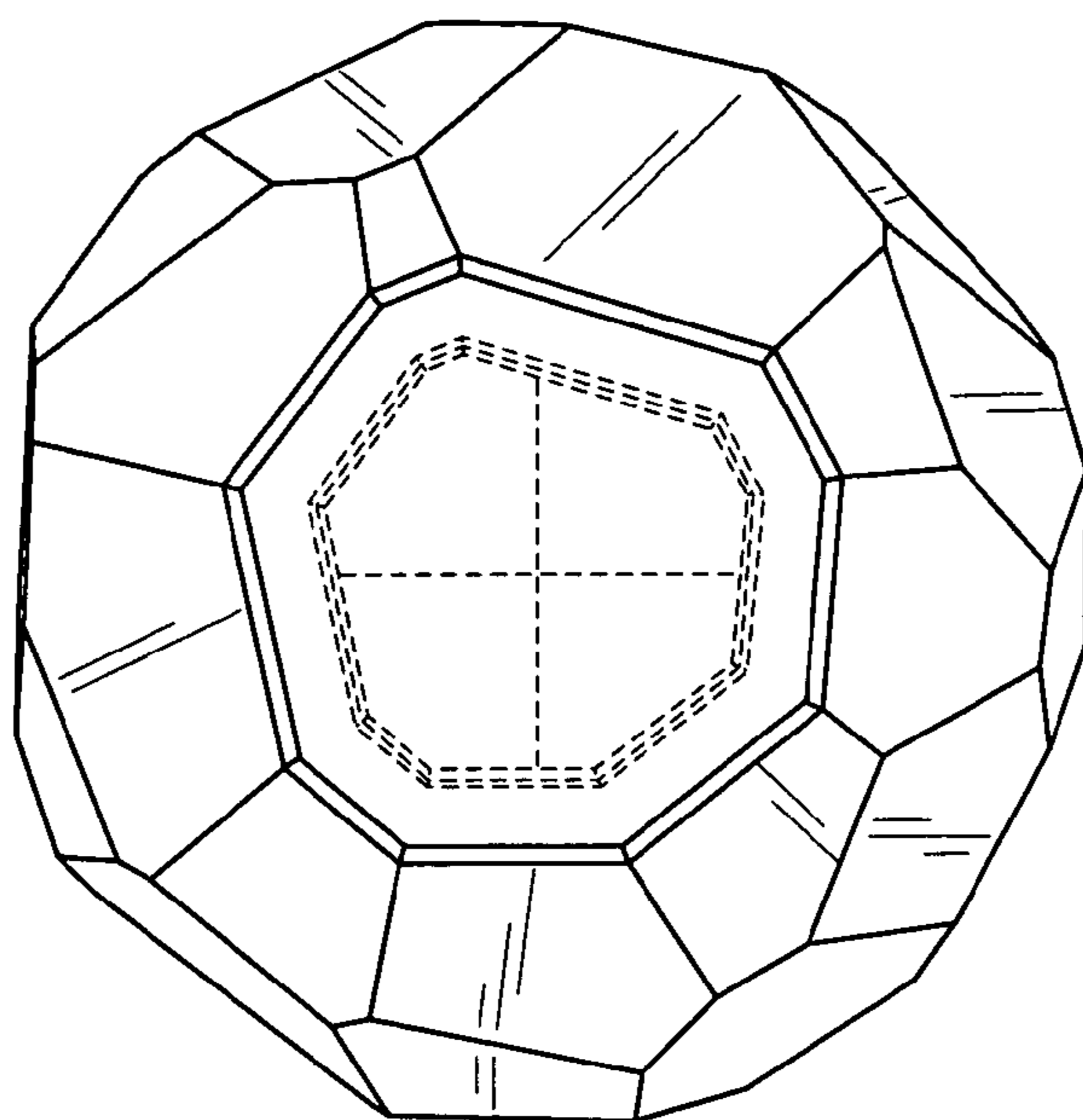


FIGURE 7