



US00D608650S

(12) **United States Design Patent**  
**Eisen**

(10) **Patent No.:** **US D608,650 S**  
(45) **Date of Patent:** **\*\* Jan. 26, 2010**

(54) **BOTTLE**

(75) Inventor: **Mark Eisen**, Bellmore, NY (US)

(73) Assignee: **Nesie Brands Ltd.**, Port Louis (MU)

(\*\*) Term: **14 Years**

(21) Appl. No.: **29/309,956**

(22) Filed: **Nov. 19, 2008**

(30) **Foreign Application Priority Data**

May 19, 2008 (ZA) ..... A2008/00784

(51) **LOC (9) Cl.** ..... **09-01**

(52) **U.S. Cl.** ..... **D9/545; D9/551**

(58) **Field of Classification Search** ..... D9/500,  
D9/516, 519, 520, 544, 545, 546, 549, 551,  
D9/555, 559, 564, 568, 575; 215/381-385  
See application file for complete search history.

(56) **References Cited**

**U.S. PATENT DOCUMENTS**

D47,114 S *	3/1915	Lehmann	.....	D9/544
D48,813 S *	4/1916	Dawson	.....	D9/545
D50,297 S *	2/1917	Dawson	.....	D9/545
D50,298 S *	2/1917	Dawson	.....	D9/545
D50,299 S *	2/1917	Dawson	.....	D9/545
D72,873 S *	6/1927	Stewart	.....	D9/551
D103,495 S *	3/1937	Funkey	.....	D9/545
D166,595 S *	4/1952	Du Pree	.....	D7/300
D172,090 S *	5/1954	Du Pree	.....	D7/300
D182,882 S *	5/1958	Du Pree	.....	D9/551
D211,155 S *	5/1968	Knowles	.....	D9/545

D212,524 S *	10/1968	Weckman	.....	D9/545
D295,146 S *	4/1988	Carree	.....	D9/544
D306,259 S *	2/1990	Daucourt	.....	D9/545
D361,515 S *	8/1995	Caron	.....	D9/522
D368,860 S *	4/1996	Mansau	.....	D9/545
D379,926 S *	6/1997	Perini et al.	.....	D9/606
D384,887 S *	10/1997	Rafflin	.....	D9/500
D399,755 S *	10/1998	Daraut	.....	D9/550
D568,165 S *	5/2008	Stewart et al.	.....	D9/545
D571,664 S *	6/2008	Feletto	.....	D9/505
D594,331 S *	6/2009	Herb et al.	.....	D9/500

\* cited by examiner

*Primary Examiner*—Stella M Reid

*Assistant Examiner*—Elizabeth J Oswecki

(74) *Attorney, Agent, or Firm*—Nixon & Vanderhye

(57) **CLAIM**

The ornamental design for a bottle, as shown and described.

**DESCRIPTION**

FIG. 1 is a front elevational view of a bottle showing my new design;

FIG. 2 is a back elevational view thereof;

FIG. 3 is a perspective view thereof;

FIG. 4 is a side elevational view thereof;

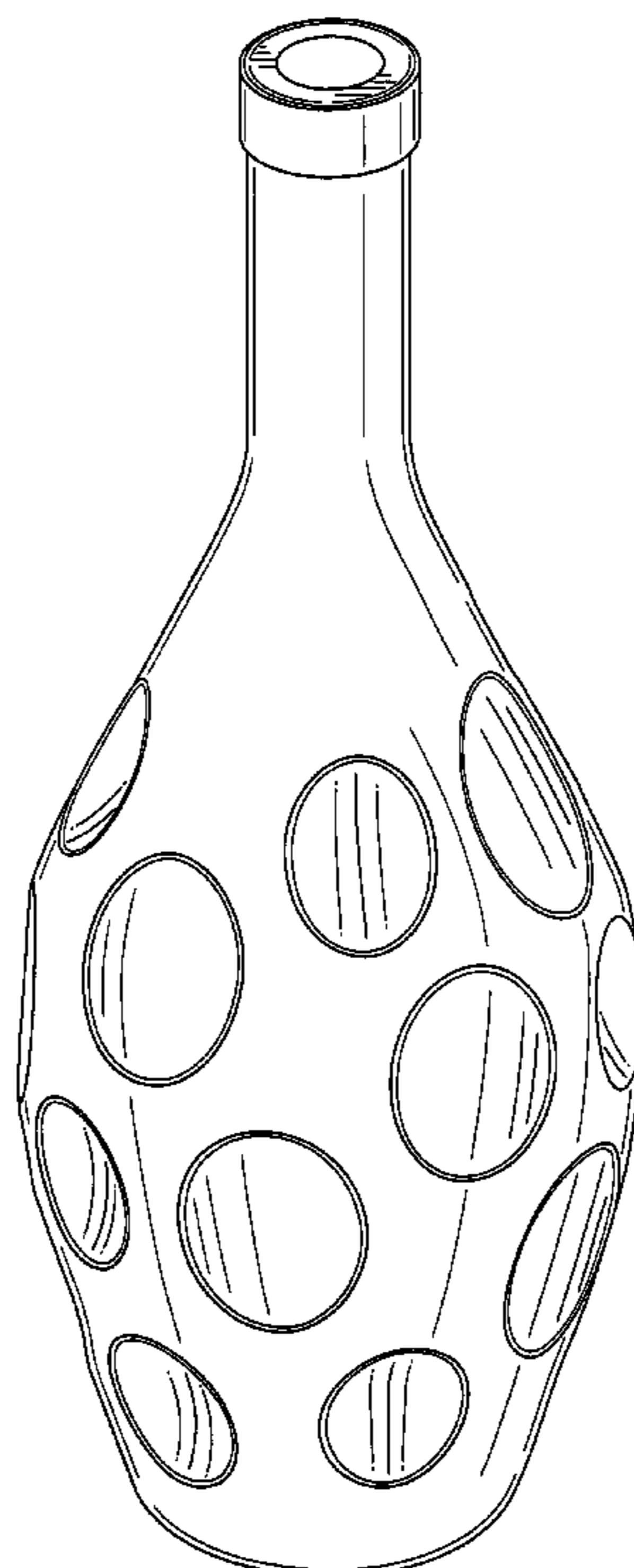
FIG. 5 is another side elevational view thereof;

FIG. 6 is a top plan view thereof; and,

FIG. 7 is a bottom plan view thereof.

The portions of the bottle shown in broken lines form no part of the claimed design.

**1 Claim, 6 Drawing Sheets**



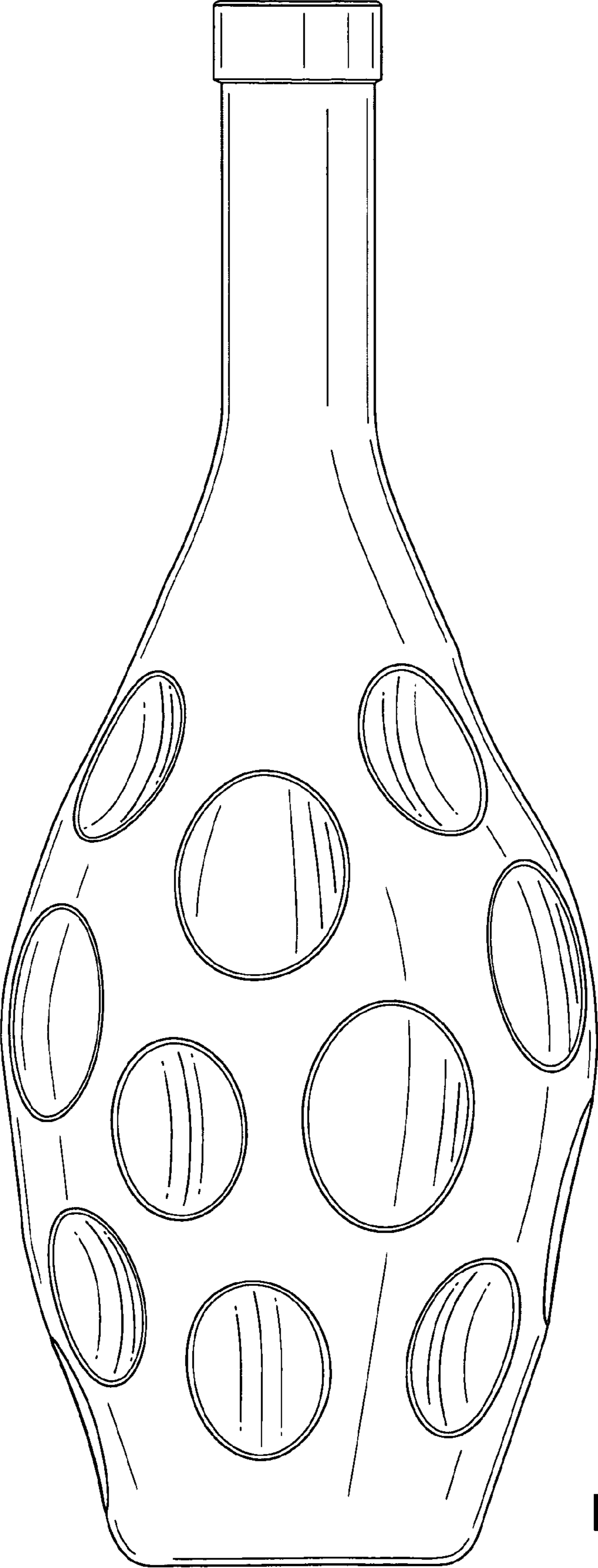


FIGURE 1

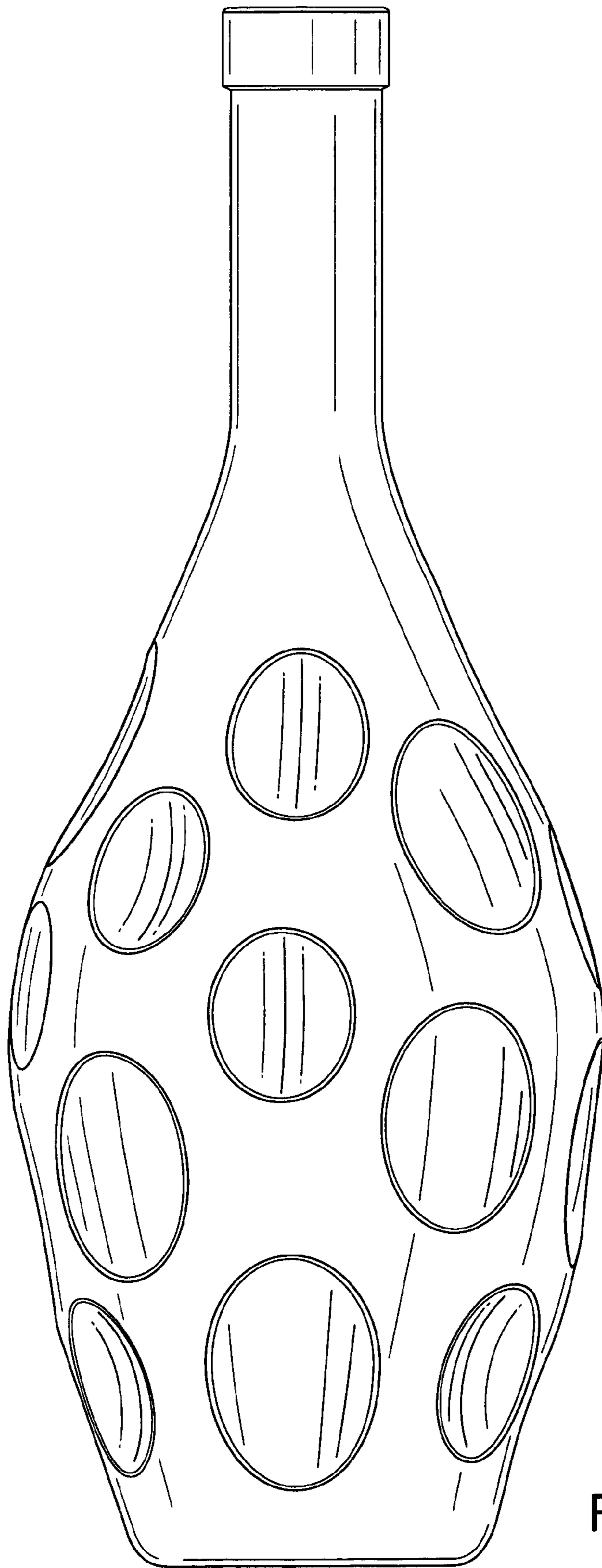


FIGURE 2




FIGURE 3

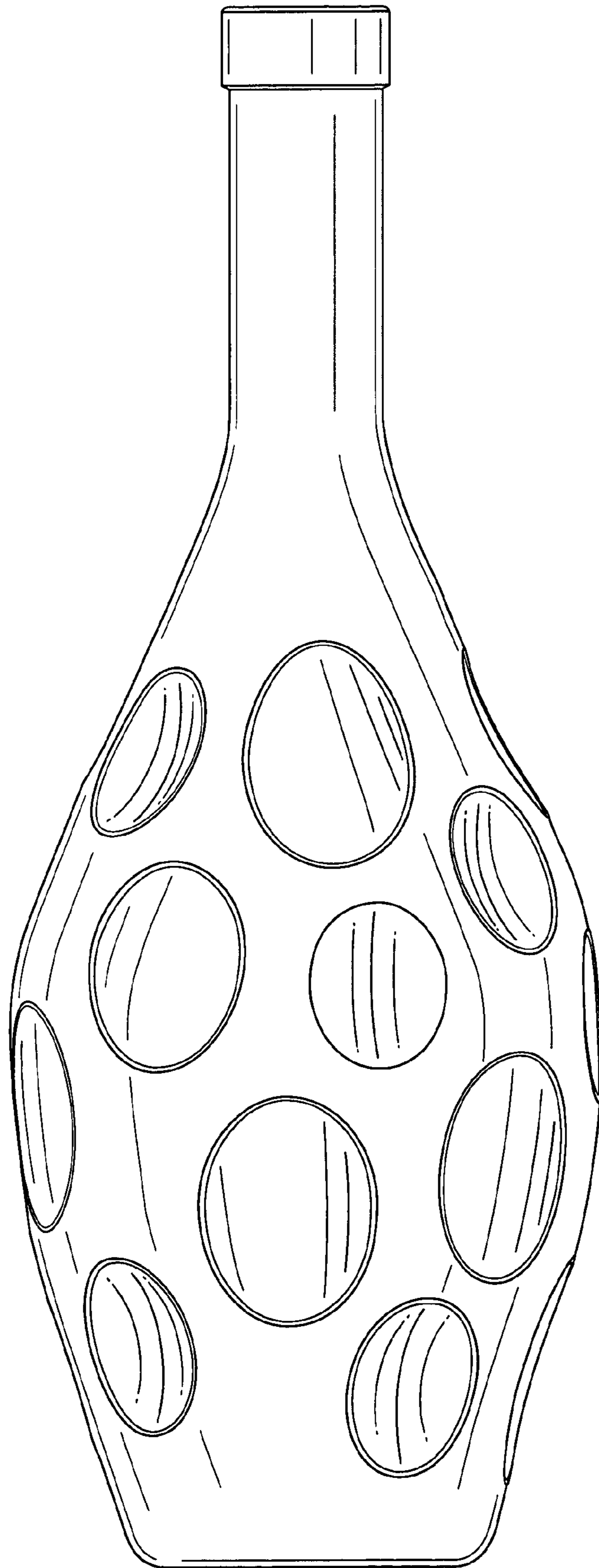


FIGURE 4



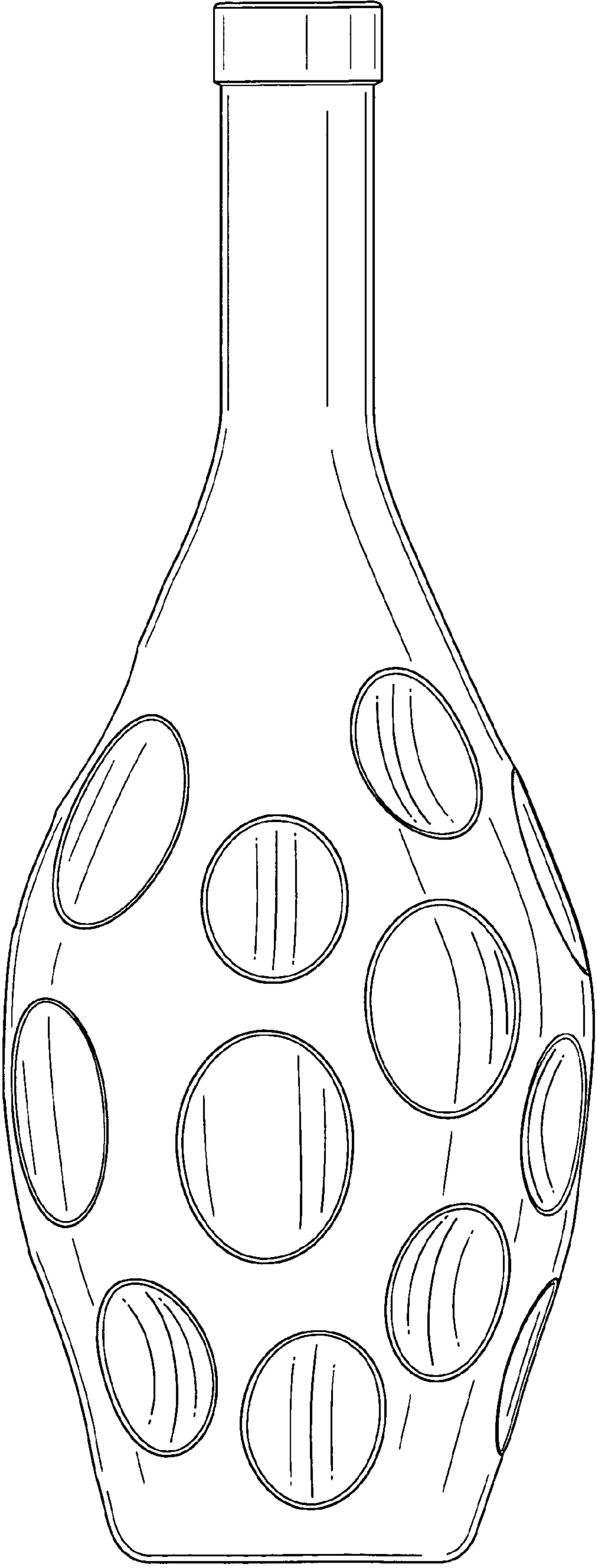


FIGURE 5

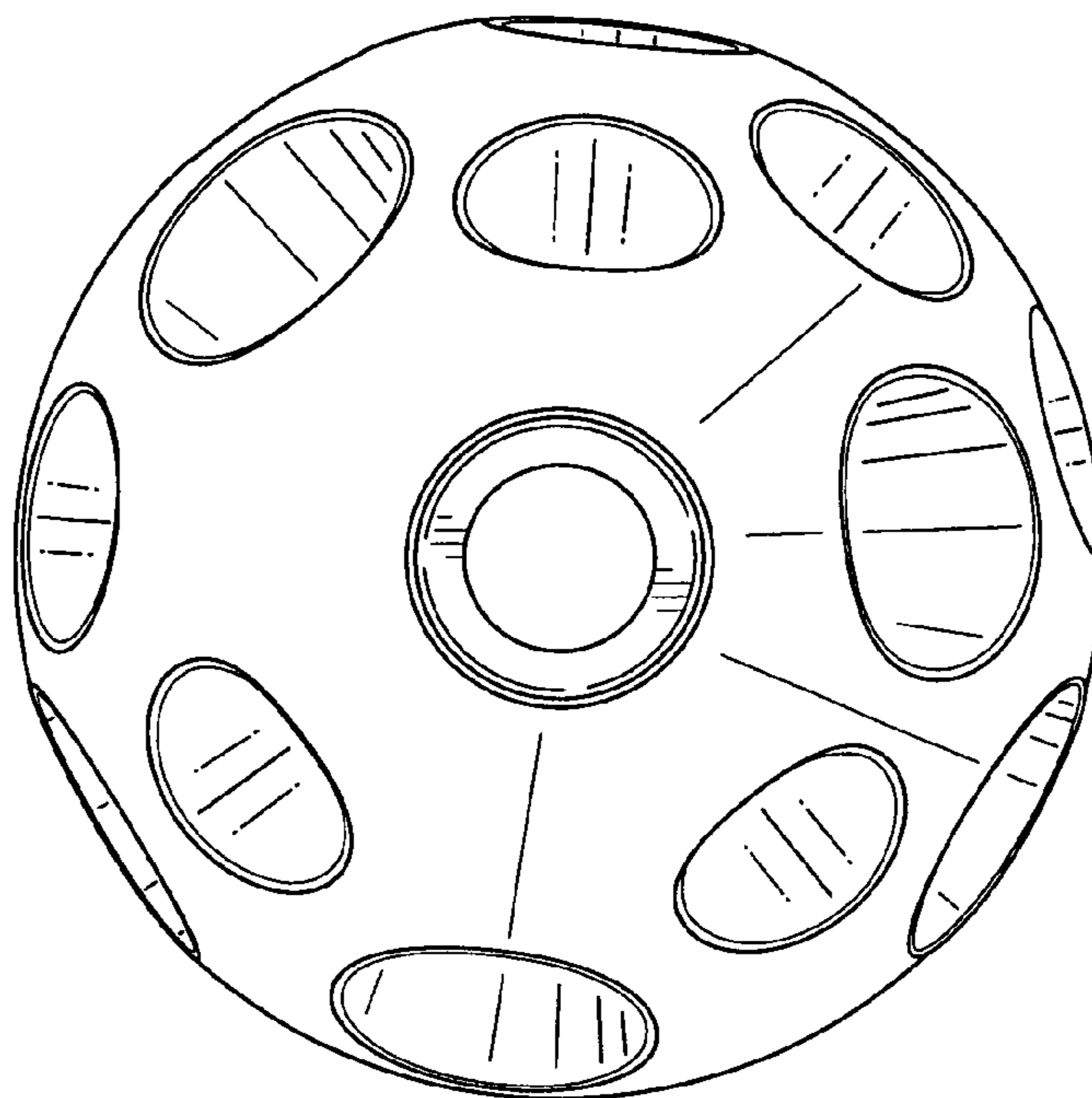


FIGURE 6

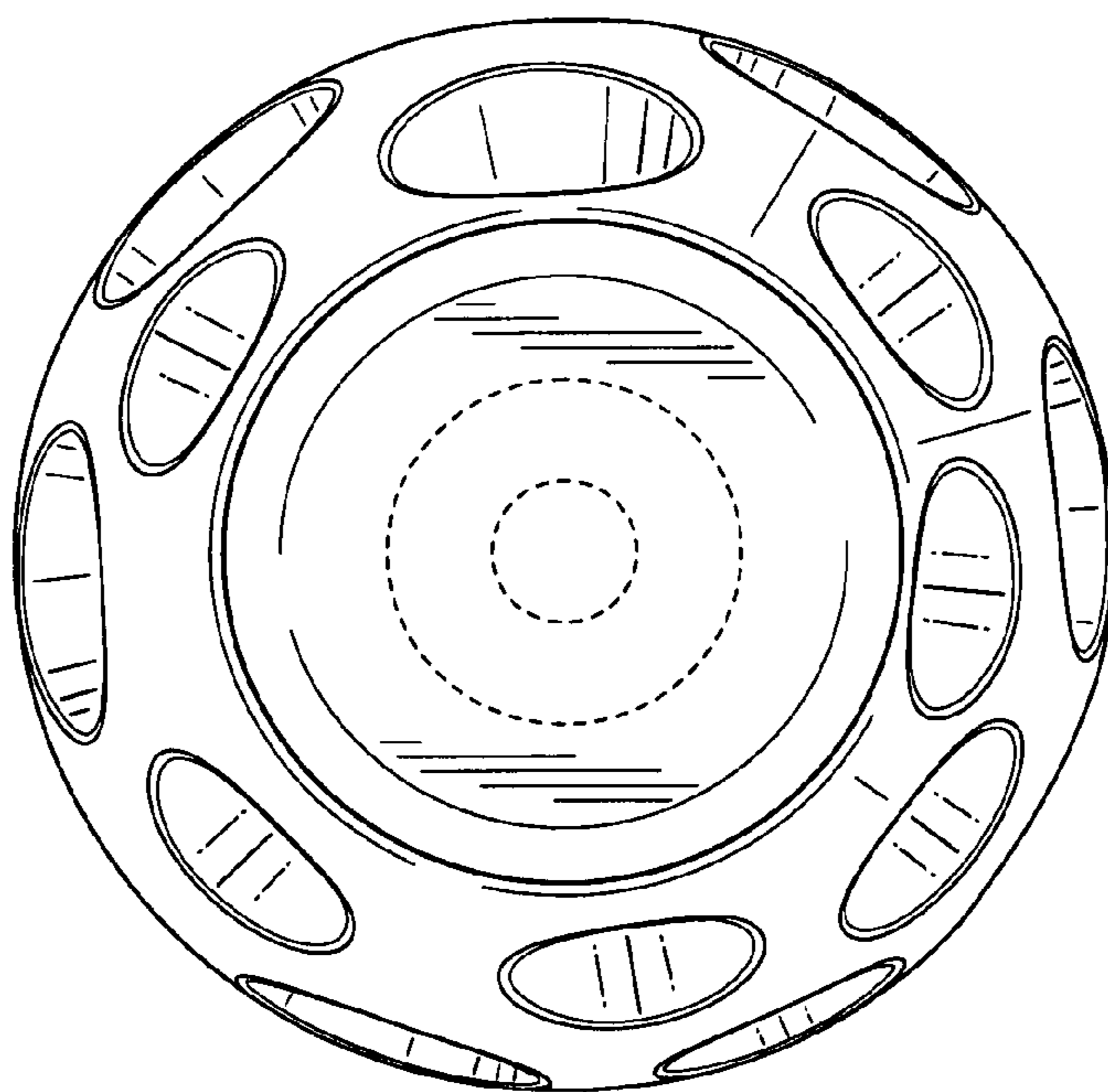


FIGURE 7