



US00D608641S

(12) **United States Design Patent**  
**Baughman et al.**

(10) **Patent No.:** **US D608,641 S**  
(45) **Date of Patent:** **\*\* Jan. 26, 2010**

(54) **CLOSURE FOR A CONTAINER WITH  
RETAINING RING**

(75) Inventors: **Gary M. Baughman**, Auburn, IN (US);  
**Lynn A. Brooks**, Auburn, IN (US)

(73) Assignee: **Rieke Corporation**, Auburn, IN (US)

(\*\*) Term: **14 Years**

(21) Appl. No.: **29/336,685**

(22) Filed: **May 7, 2009**

(51) **LOC (9) Cl.** ..... **09-07**

(52) **U.S. Cl.** ..... **D9/454**

(58) **Field of Classification Search** ..... D9/454,  
D9/450, 449, 447, 446, 443, 438, 436, 435,  
D9/434; D7/510, 396.2, 391; 222/565, 556,  
222/109, 498, 153.01-153.14; 221/63; 220/847,  
220/838, 375, 367.1, 258.2, 257.1, 254.1-254.4;  
215/306, 256, 249, 243, 237, 235, 230; 16/257  
See application file for complete search history.

(56) **References Cited**

**U.S. PATENT DOCUMENTS**

2,895,654	A	7/1959	Rieke	.....	222/529
2,935,223	A	5/1960	Crowley	.....	220/91
4,413,743	A	11/1983	Summers	.....	215/216
5,244,113	A	9/1993	Stymiest	.....	220/710.5
D362,389	S	9/1995	Frye	.....	D7/629
D365,519	S	* 12/1995	Welch et al.	.....	D9/454
5,678,735	A	10/1997	Guglielmini	.....	222/153.06
D396,380	S	7/1998	Lai et al.	.....	D7/392

D397,586	S	*	9/1998	Bowers	.....	D7/615
5,950,876	A		9/1999	McLelland et al.	.....	222/153.06
D427,021	S		6/2000	Moran	.....	D7/608
D511,457	S		11/2005	Biesecker et al.	.....	D9/443
D522,860	S		6/2006	LaFortune	.....	D9/449
7,222,741	B2	*	5/2007	Chmela et al.	.....	220/257.1
D564,878	S	*	3/2008	Baughman et al.	.....	D9/454
D564,879	S	*	3/2008	Baughman	.....	D9/454
D567,081	S	*	4/2008	Baughman et al.	.....	D9/434
D567,084	S	*	4/2008	Batton et al.	.....	D9/454
D567,087	S	*	4/2008	Baughman et al.	.....	D9/454
2008/0296301	A1	*	12/2008	Baughman et al.	.....	220/289

\* cited by examiner

*Primary Examiner*—Susan Bennett Hattan

(74) *Attorney, Agent, or Firm*—Woodard, Emhardt, Moriarty,  
McNett & Henry LLP

(57) **CLAIM**

The ornamental design for closure for a container with retaining ring, as shown and described.

**DESCRIPTION**

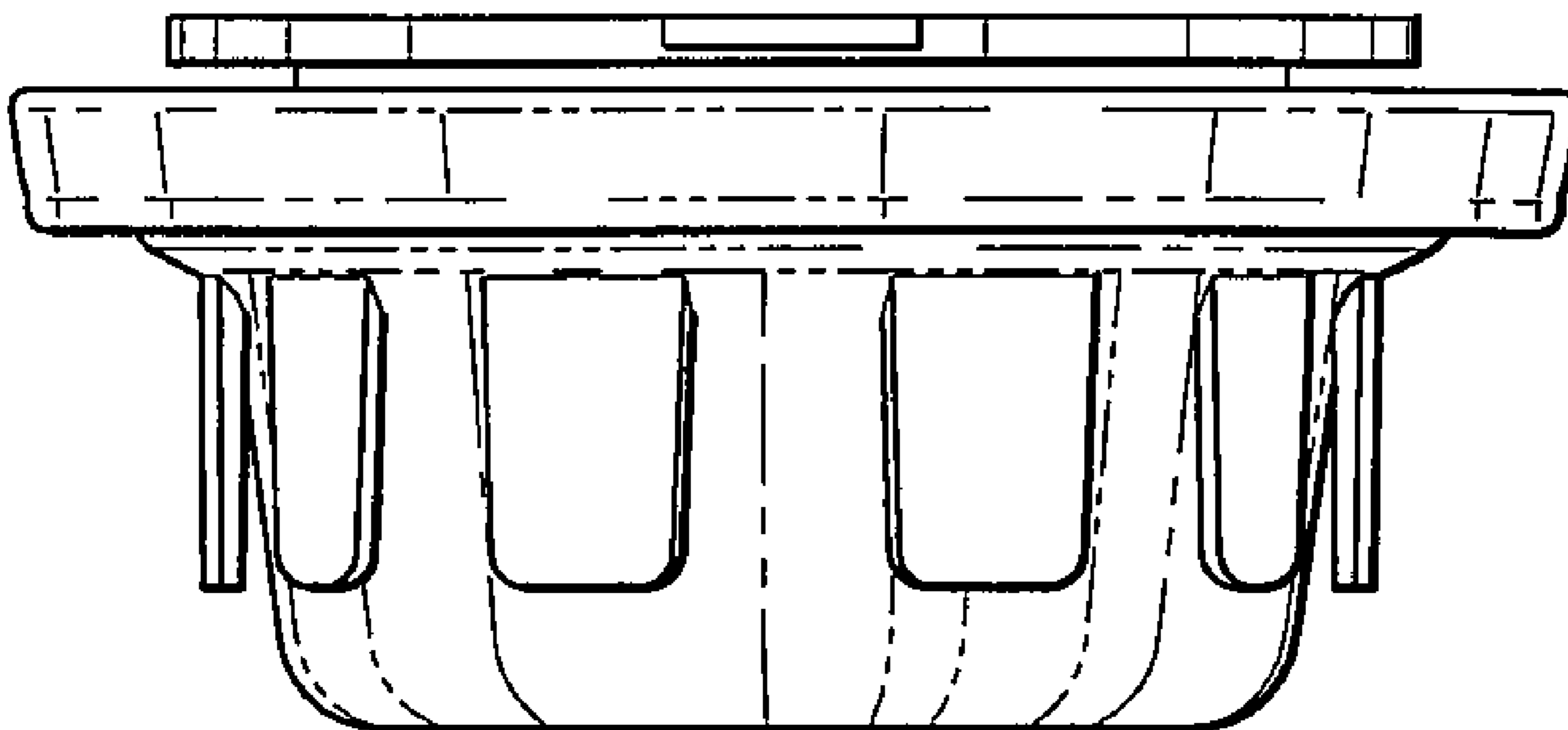
FIG. 1 is a front elevational view of a closure for a container, with retaining ring, showing our new design, the rear elevational view being identical thereto;

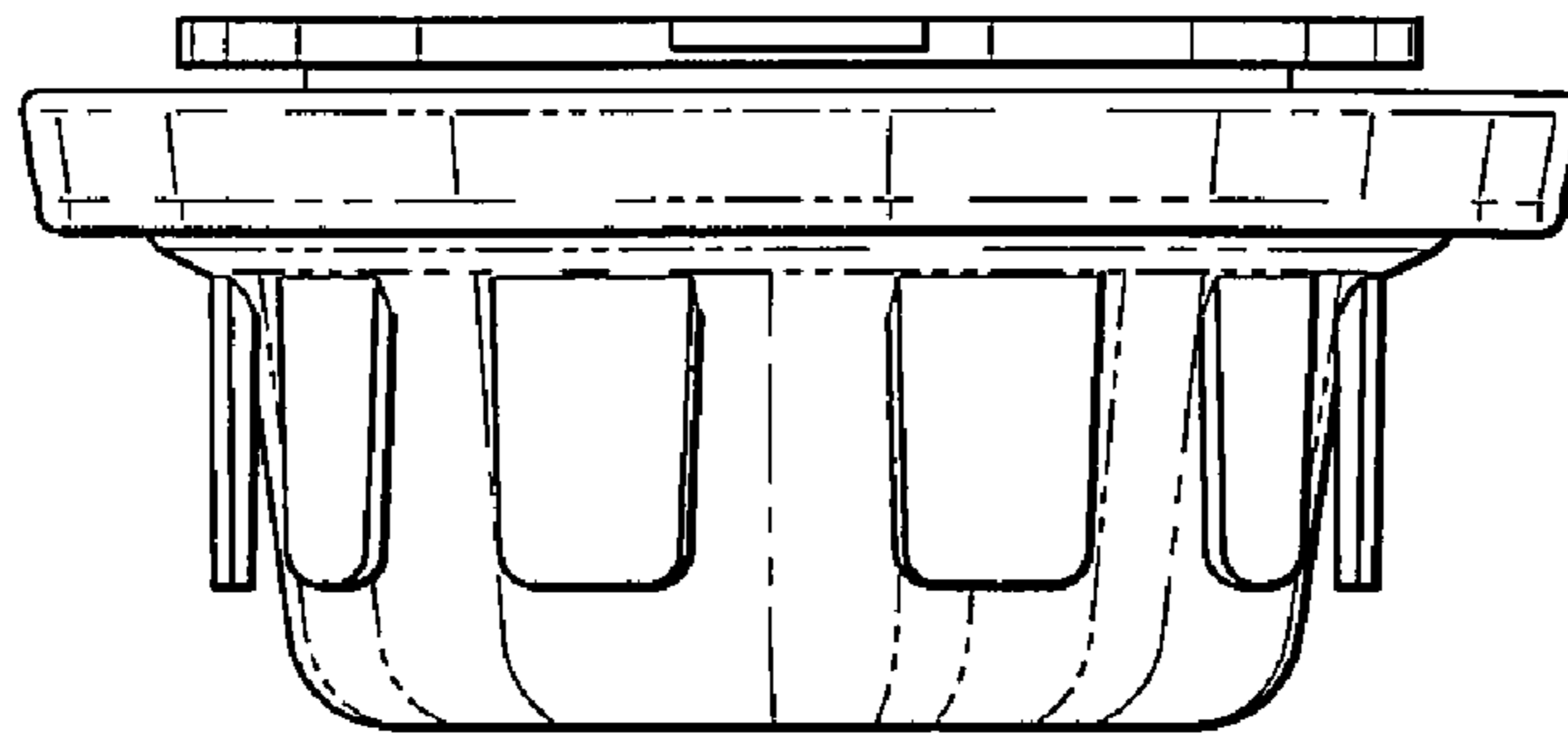
FIG. 2 is a left side elevational view thereof, the right side elevational view being identical thereto;

FIG. 3 is a top plan view thereof; and,

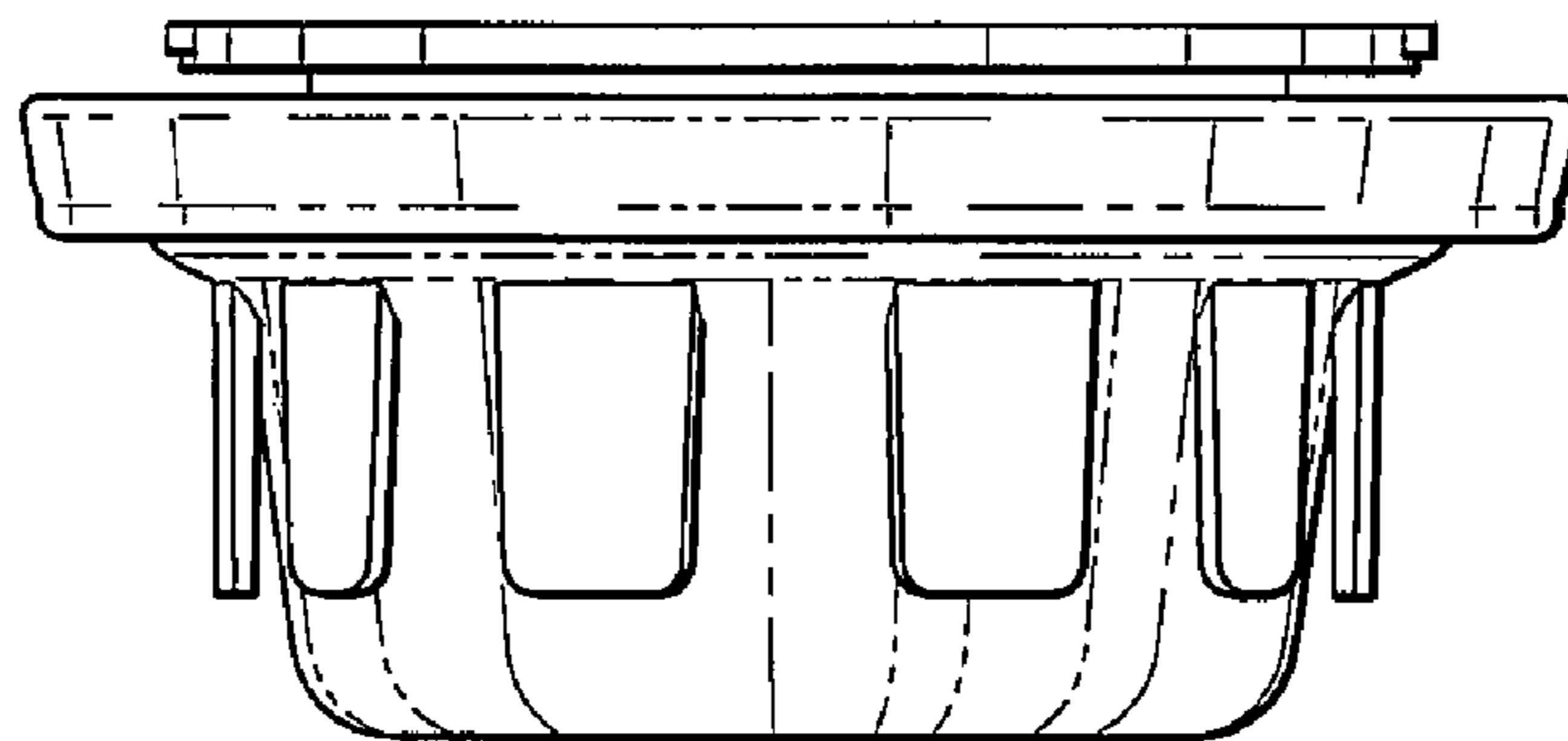
FIG. 4 is a bottom plan view thereof.

**1 Claim, 2 Drawing Sheets**

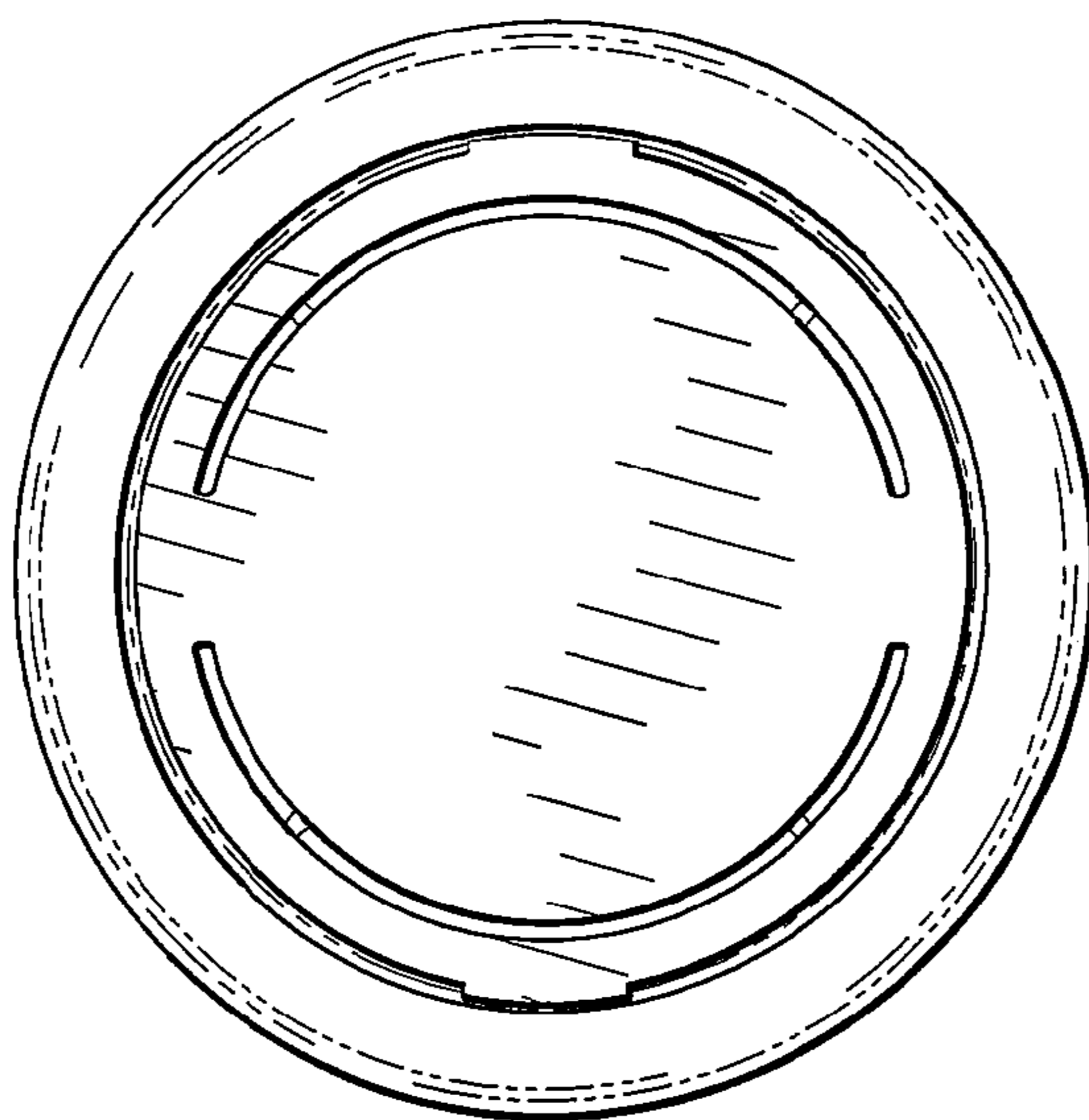




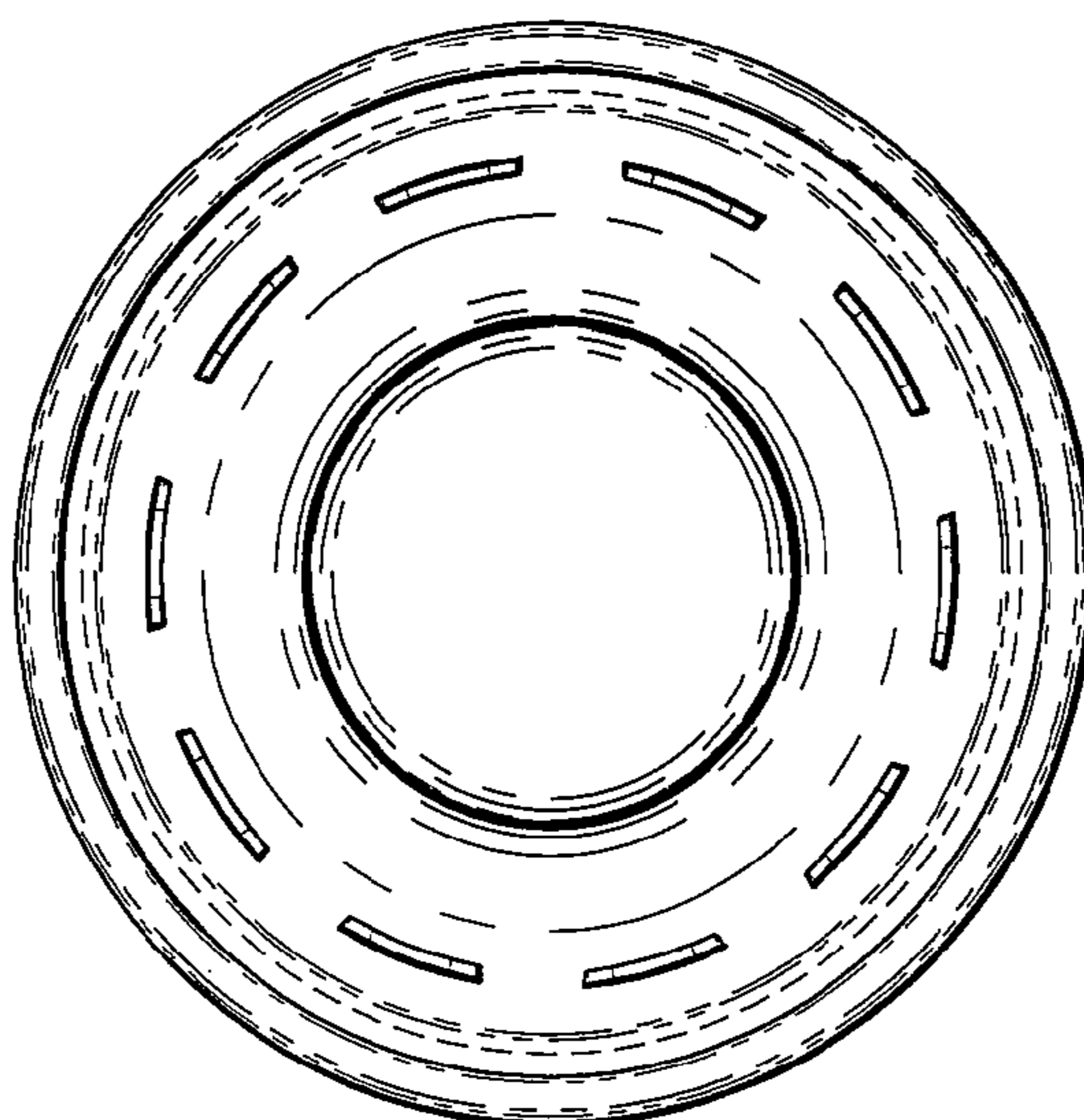
***Fig. 1***



***Fig. 2***



**Fig. 3**



**Fig. 4**