



US00D608621S

(12) **United States Design Patent**
Yu Chen

(10) **Patent No.:** **US D608,621 S**
(45) **Date of Patent:** **** Jan. 26, 2010**

(54) **PACKAGING STRAP FASTENER**

(76) Inventor: **Hsiu-Man Yu Chen**, No. 40, Sec. 1, Ta Fu Rd., Tan Tzu Township, Taichung County (TW)

(**) Term: **14 Years**

(21) Appl. No.: **29/338,353**

(22) Filed: **Jun. 10, 2009**

(51) **LOC (9) Cl.** **08-08**

(52) **U.S. Cl.** **D8/356**

(58) **Field of Classification Search** D8/105, D8/107, 333, 349, 354, 356, 358, 360, 360.1, D8/367, 372, 373, 382, 383, 394-396, 400; D13/133, 139.1, 139.4, 153, 155; 24/18, 24/20 W, 23 W, 197, 561; 52/220.7; 174/135, 174/153 G, 650, 656; 242/400.1, 405.1, 242/405.2, 600, 603; 248/65, 74.1-74.4, 248/201, 214, 215, 229.26; 439/92-108, 439/421, 501, 535

See application file for complete search history.

(56) **References Cited**

U.S. PATENT DOCUMENTS

1,499,985	A *	7/1924	Kirsch	428/595
1,981,371	A *	11/1934	Prindle	24/23 W
2,084,063	A *	6/1937	Rebichon et al.	24/23 R
2,250,748	A *	7/1941	Cooper	24/23 R
2,273,007	A *	2/1942	Cooper	24/23 W
3,612,475	A *	10/1971	Dinger	251/10
3,636,592	A *	1/1972	Beach	24/23 W
3,736,627	A *	6/1973	Sosinski	24/23 W
3,750,239	A *	8/1973	Styner	24/23 W
3,947,082	A *	3/1976	Bender	439/421
3,989,339	A *	11/1976	Haitmanek	439/421

4,192,043	A *	3/1980	Konrad	24/21
4,501,356	A *	2/1985	Urban et al.	206/83.5
4,508,220	A *	4/1985	Pearson	206/343
D381,338	S *	7/1997	Johansson	D14/253
D384,574	S *	10/1997	Cox	D8/349
5,746,610	A *	5/1998	Shiu	439/98
D415,067	S *	10/1999	Tung	D11/200
D443,192	S *	6/2001	Hopf	D8/107
6,257,530	B1 *	7/2001	Tsai	248/74.2
6,308,745	B1 *	10/2001	Angarola et al.	140/154
D480,940	S *	10/2003	Dallas	D8/105
D578,377	S *	10/2008	Baer et al.	D8/349
2001/0054218	A1 *	12/2001	Angarola et al.	24/20 R
2007/0094849	A1 *	5/2007	Yu Chen	24/20 W

* cited by examiner

Primary Examiner—Robert M Spear

Assistant Examiner—Karen Acker

(74) *Attorney, Agent, or Firm*—Ming Chow; Sinorica, LLC

(57) **CLAIM**

I claim the ornamental design for a packaging strap fastener, as shown and described.

DESCRIPTION

FIG. 1 is a front perspective view of a packaging strap fastener showing my new design;

FIG. 2 is a front elevational view thereof;

FIG. 3 is a rear elevational view thereof.

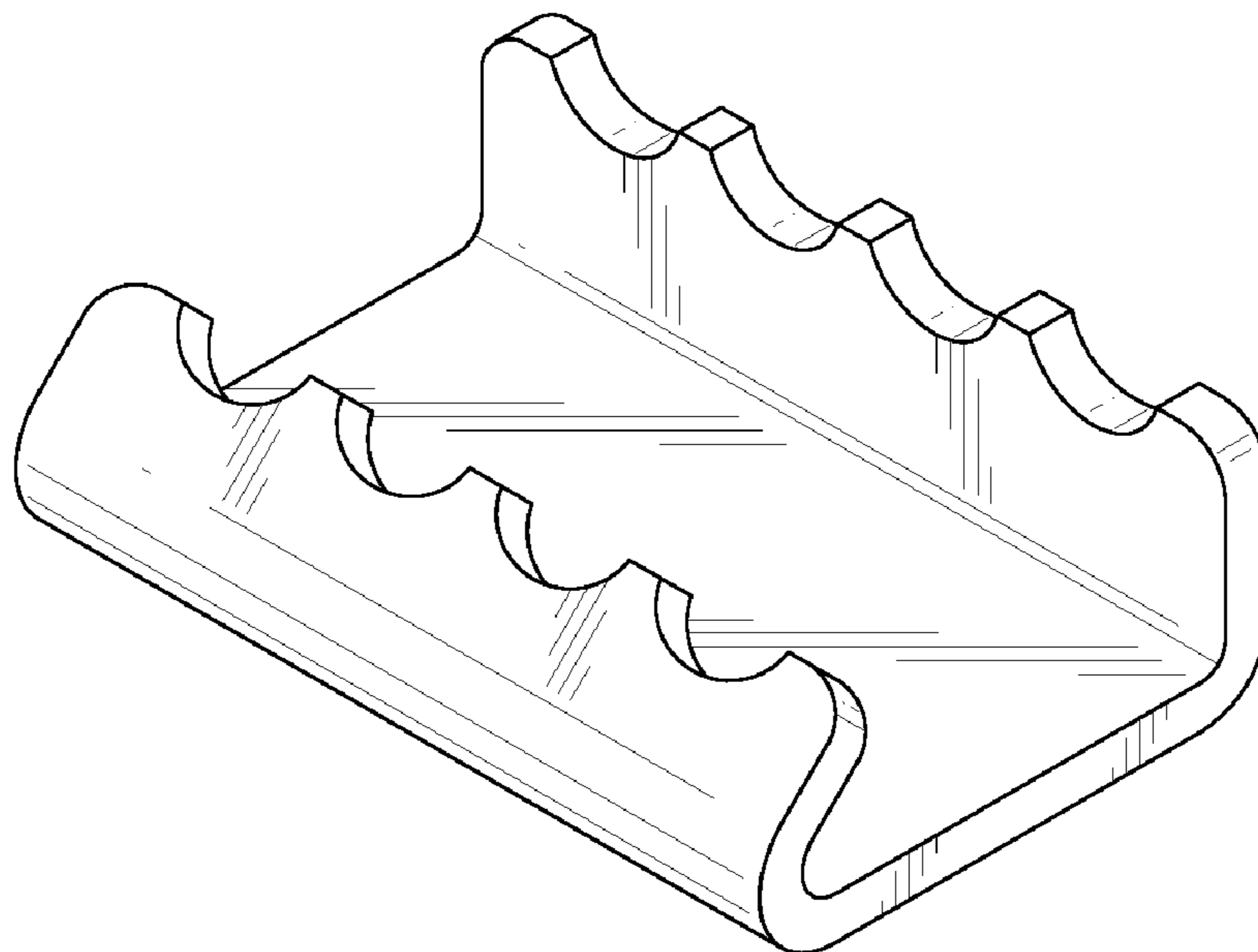
FIG. 4 is a left side elevational view thereof;

FIG. 5 is a right side elevational view thereof;

FIG. 6 is a top plan view thereof; and,

FIG. 7 is a bottom plan view thereof.

1 Claim, 4 Drawing Sheets



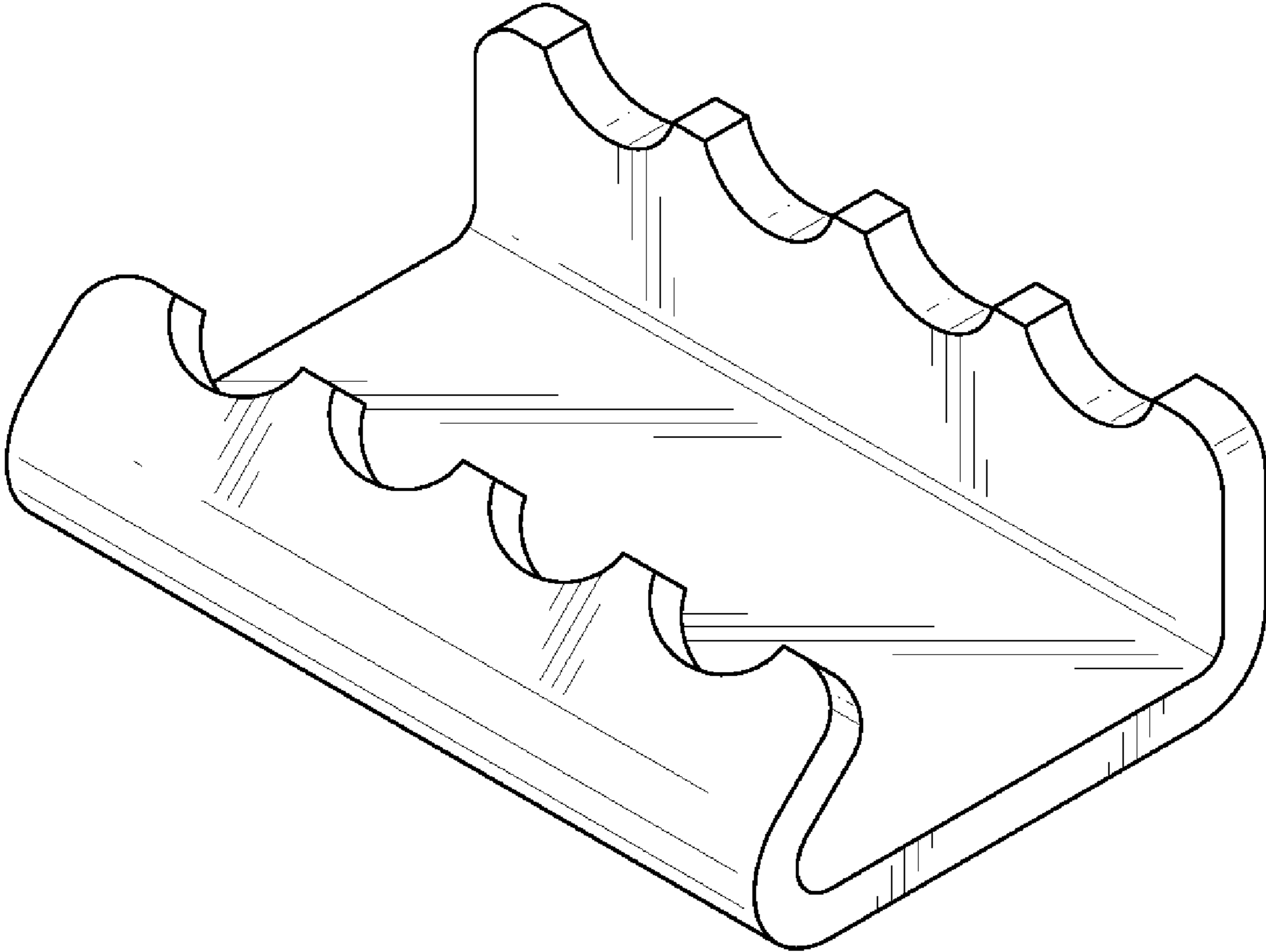


FIG. 1

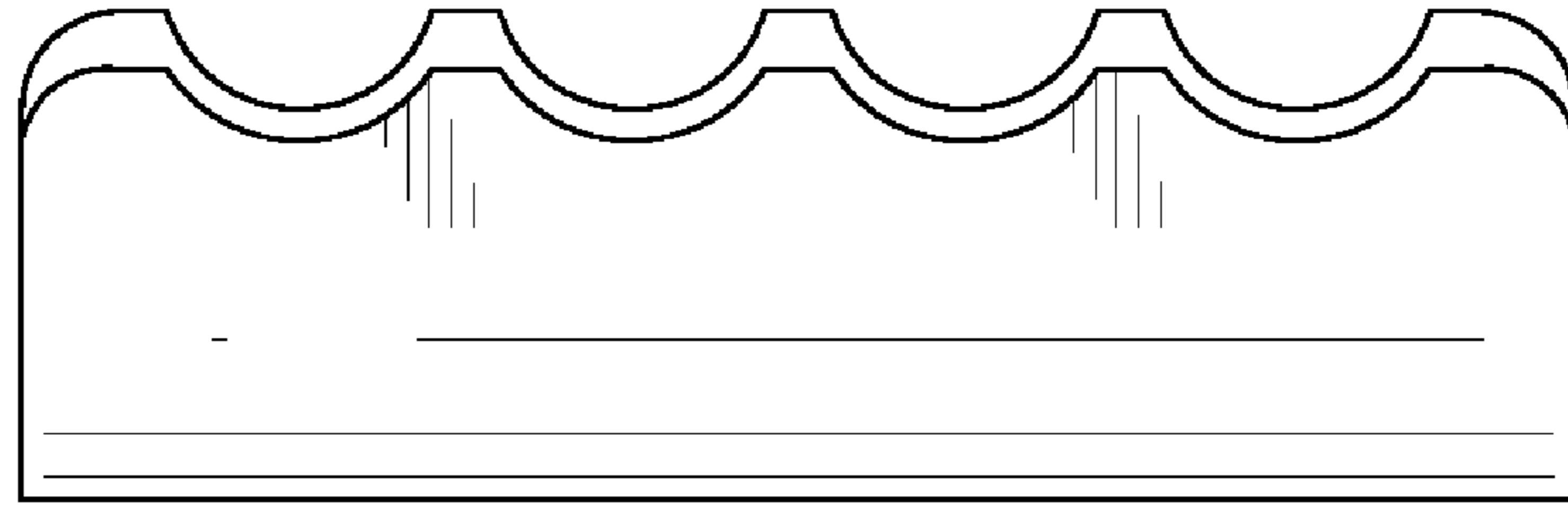


FIG. 2

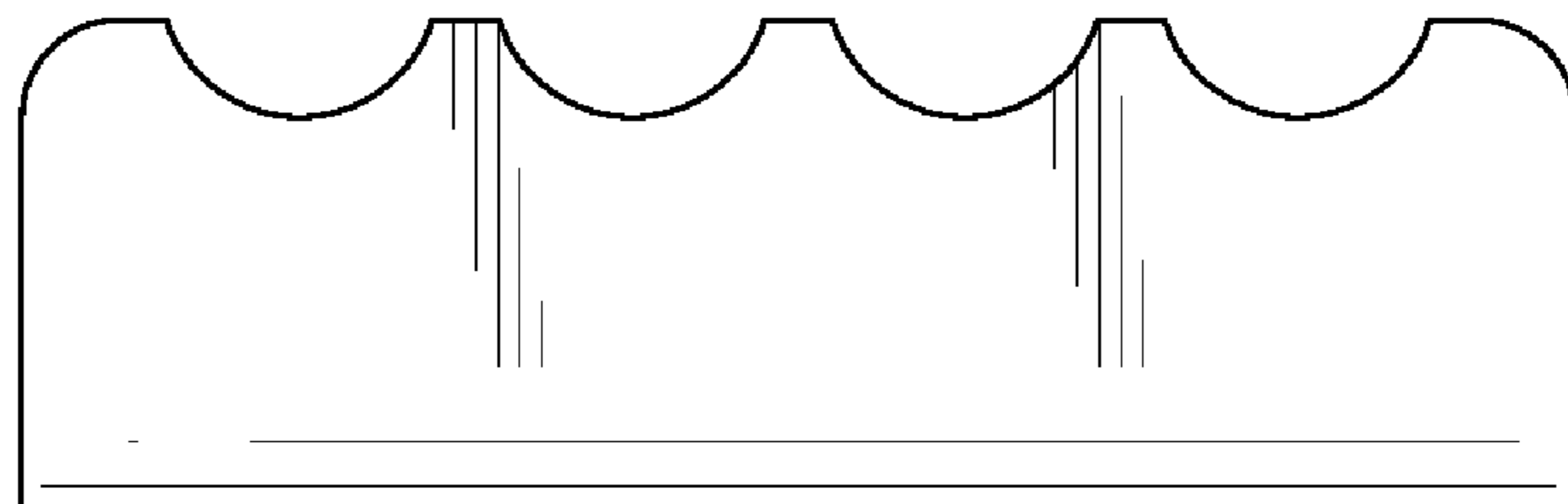


FIG. 3

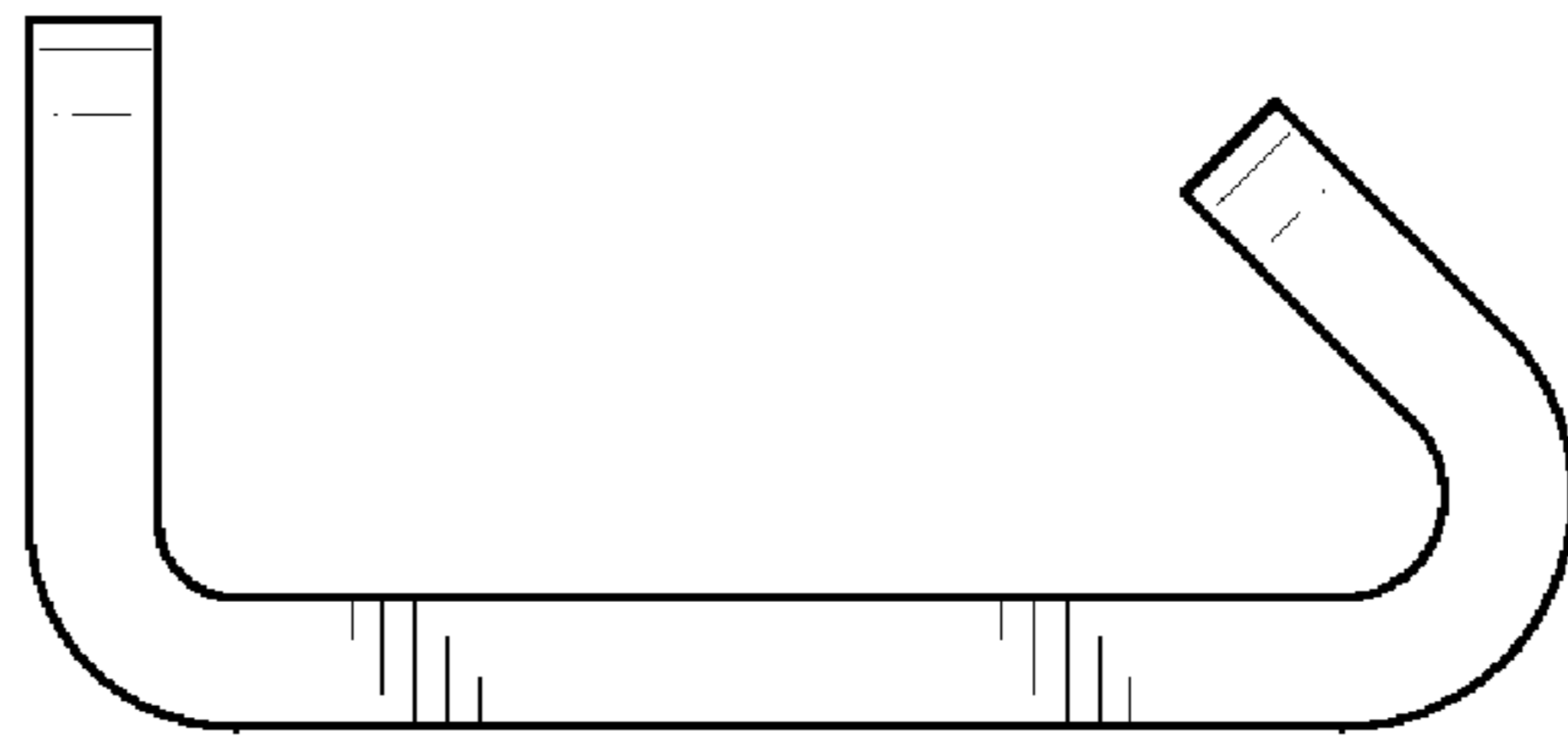


FIG. 4

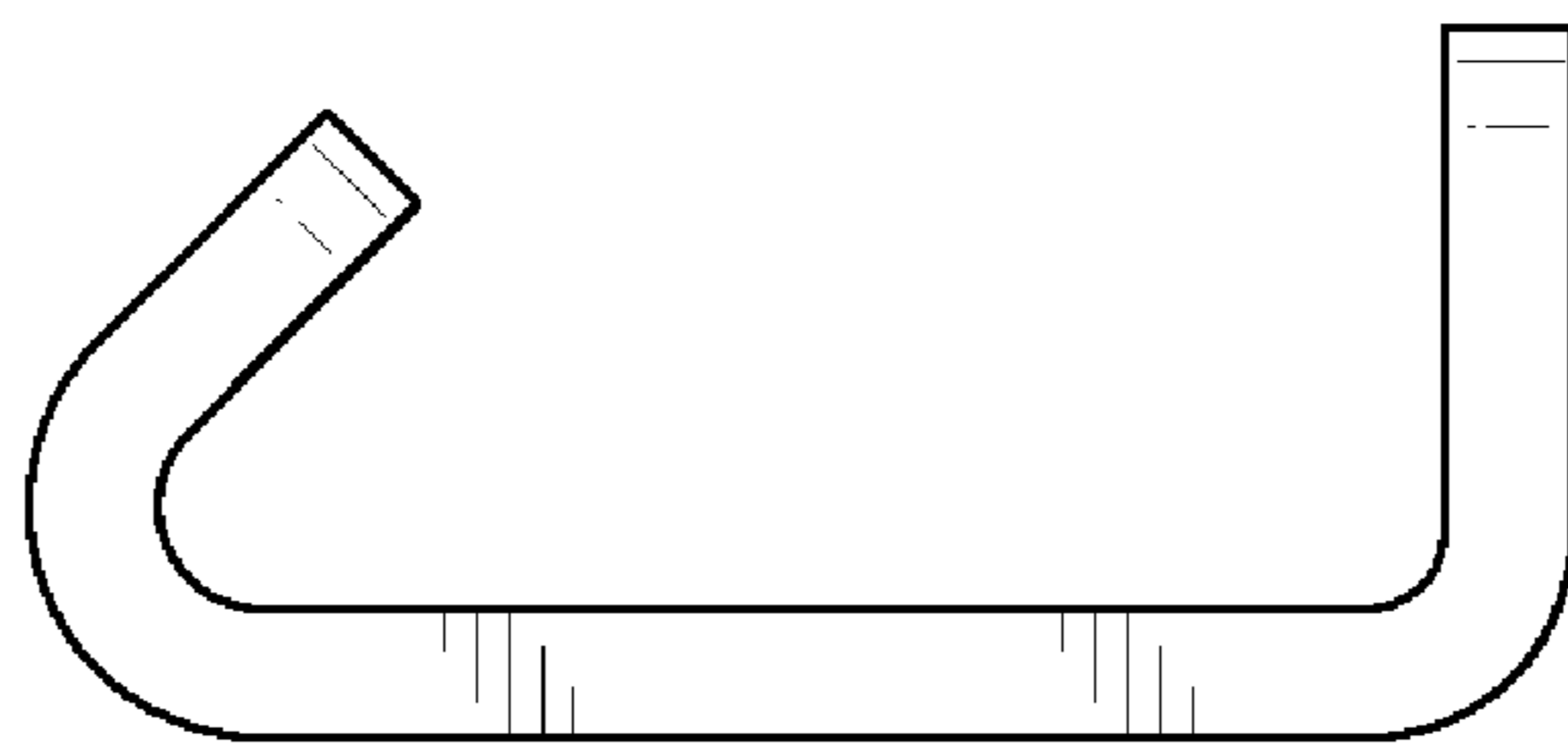


FIG. 5

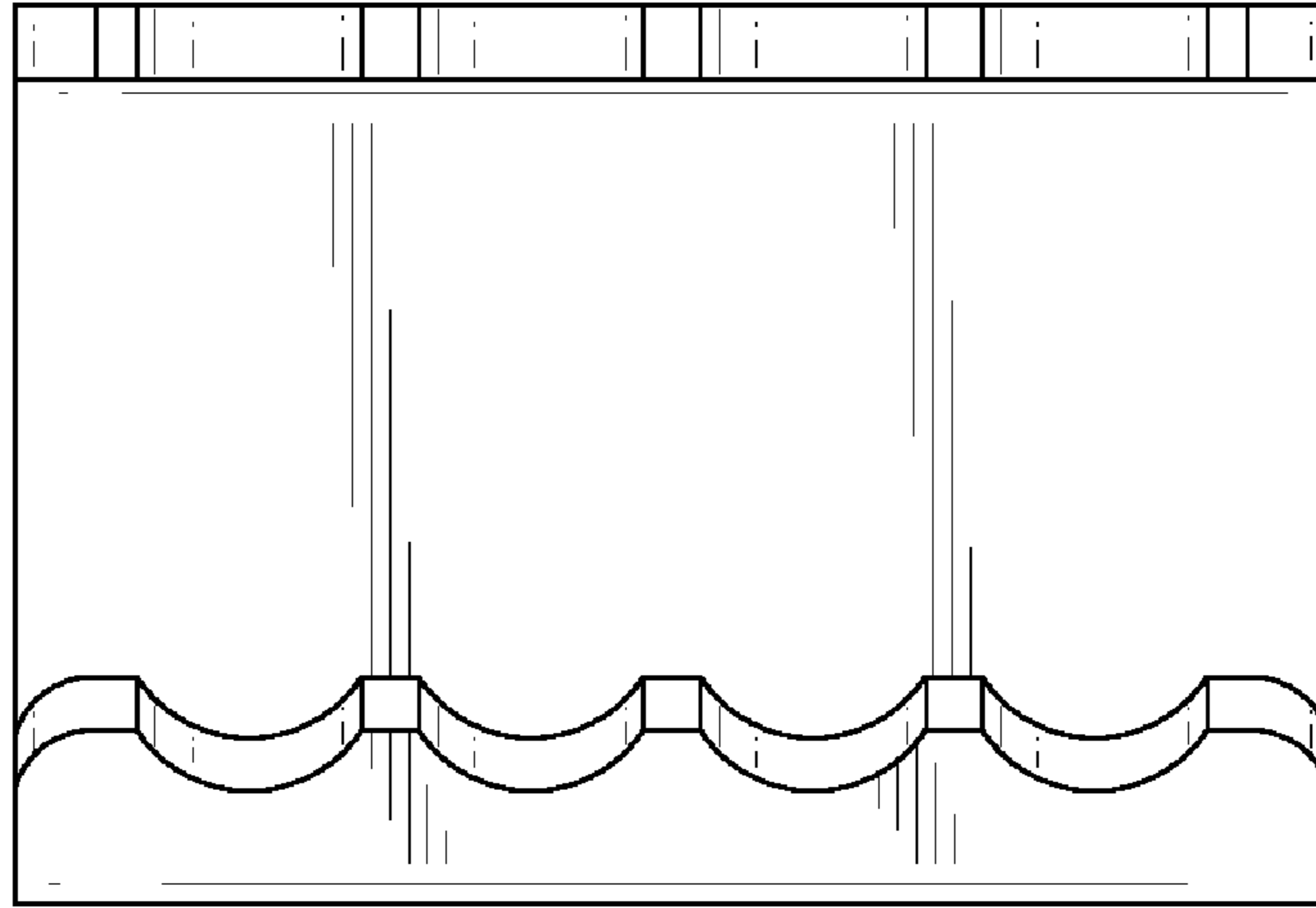


FIG. 6




FIG. 7