



US00D608616S

(12) **United States Design Patent**
Demers et al.

(10) **Patent No.:** **US D608,616 S**
(45) **Date of Patent:** **** Jan. 26, 2010**

(54) **TOOL HANDLE**

FOREIGN PATENT DOCUMENTS

(75) Inventors: **Brian Joseph Demers**, Huntersville, NC (US); **Joseph Allen Berlepsch**, Mooresville, NC (US)

JP D1165193 2/2003

(Continued)

(73) Assignee: **Lowe's Companies, Inc.**, Mooresville, NC (US)

OTHER PUBLICATIONS

Taiwanese Search Report for Design Patent Application No. 096301911, dated Nov. 27, 2008.

(**) Term: **14 Years**

Primary Examiner—Cathron C Brooks

Assistant Examiner—Barbara Fox

(21) Appl. No.: **29/318,751**

(74) *Attorney, Agent, or Firm*—Moore & Van Allen PLLC; W. Kevin Ransom

(22) Filed: **May 27, 2008**

(57) **CLAIM**

Related U.S. Application Data

The ornamental design for a tool handle, as shown and described.

(62) Division of application No. 29/249,390, filed on Oct. 4, 2006, now Pat. No. Des. 572,560.

DESCRIPTION

(51) **LOC (9) Cl.** **08-05**

FIG. 1 is a perspective view of a tool handle showing the new design;

(52) **U.S. Cl.** **D8/107; D8/52**

FIG. 2 is an elevational view of the right side of the tool handle of FIG. 1;

(58) **Field of Classification Search** D8/20–29,

FIG. 3 is a plan view of the bottom side of the tool handle of FIG. 1;

D8/55, 61, 93, 98–100, 102–107, 300, 301, D8/303, 307, 310, 312, 319–320, 376–378, D8/400–499; D4/132–138; D7/393, 395, D7/401.1, 401.2, 649, 695; D22/104, 118, D22/207; D24/207; D6/524; D26/154; D9/443; 15/143.1, 159.1, 160, 168, 175, 15/194.1, 192; 81/177.1–177.9, 489, 3.2, 81/436, 439–440, 60–63.2, 477, 479, 52; 16/427, 422, 436, 110.1, 421, 430–431, 429, 16/441, 124.6, 414, 417, DIG. 12, DIG. 18, 16/DIG. 19; 73/862.23; 30/164.5, 151–162; 211/87.01; 428/28

FIG. 4 is an elevational view of the left side of the tool handle of FIG. 1;

See application file for complete search history.

FIG. 5 is a plan view of the top side of the tool handle of FIG. 1;

(56) **References Cited**

FIG. 6 is an elevational view of the front side of the tool handle of FIG. 1; and,

U.S. PATENT DOCUMENTS

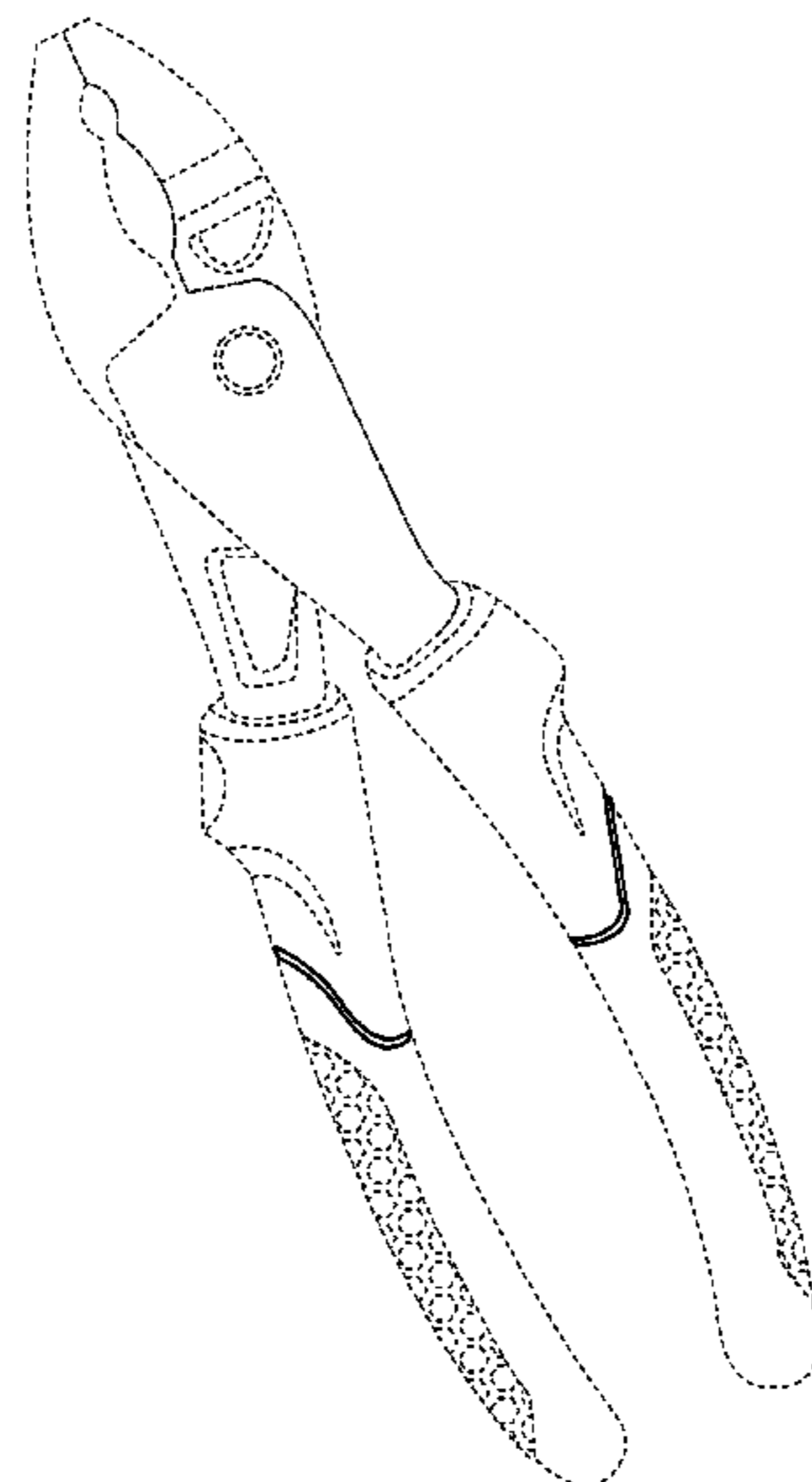
FIG. 7 is an elevational view of the rear side of the tool handle of FIG. 1.

D151,860 S 11/1948 Stoyer

The broken lines shown in the drawings are for the purpose of illustrating unclaimed portions of the tool handle and form no part of the claimed design.

(Continued)

1 Claim, 7 Drawing Sheets



US D608,616 S

Page 2

U.S. PATENT DOCUMENTS

D152,155 S	12/1948	Jacoff	
5,528,834 A *	6/1996	Seber et al.	30/340
D398,507 S	9/1998	Thompson et al.	
D399,113 S	10/1998	Balolia	
D412,273 S	7/1999	Chung	
D416,179 S *	11/1999	Staton et al.	D8/52
D418,731 S	1/2000	Rowley et al.	
D432,381 S	10/2000	Khachatoorian	
6,128,808 A	10/2000	Jansson et al.	
D434,298 S	11/2000	Izumisawa	
D441,269 S	5/2001	Tsai	
D441,671 S	5/2001	Hsu	
D442,053 S	5/2001	Jimenez	
D446,942 S *	8/2001	Kim	D4/138
D449,546 S	10/2001	Lee	
D457,003 S	5/2002	Newman et al.	
D471,976 S *	3/2003	Pavlu et al.	D24/114
D475,598 S	6/2003	Hung	
D478,292 S	8/2003	Hsu	
D482,203 S *	11/2003	Goulet	D4/138
D482,259 S	11/2003	Chen	
D483,634 S *	12/2003	Jansson et al.	D8/52
D486,050 S	2/2004	Rampen	
D486,716 S	2/2004	Levine et al.	
D487,875 S	3/2004	Wang	
D490,680 S	6/2004	Levine et al.	
D491,083 S	6/2004	Lin	
D503,351 S	3/2005	Jui-Tung Chen	
D507,195 S	7/2005	Kondo et al.	
D515,389 S	2/2006	Hsu	
D517,888 S *	3/2006	DeBoer et al.	D8/81
D517,889 S	3/2006	Hsieh	
D519,017 S *	4/2006	Hsieh	D8/80
7,051,626 B1	5/2006	Chen et al.	
D523,234 S *	6/2006	DeBoer et al.	D8/87
D527,236 S *	8/2006	Wu	D8/68

D533,455 S	12/2006	Leck et al.	
D536,908 S	2/2007	Eros	
D536,944 S	2/2007	Tsai et al.	
D537,308 S *	2/2007	Wang	D8/52
D537,697 S	3/2007	Jimenez	
D538,129 S	3/2007	Jansson	
D543,085 S	5/2007	Aglassinger	
D543,812 S *	6/2007	Burry et al.	D8/52
D544,770 S *	6/2007	Yang	D8/52
D547,624 S	7/2007	Strahorn	
D550,058 S *	9/2007	Aglassinger	D8/107
D556,536 S	12/2007	Aglassinger	
D560,127 S	1/2008	Elam	
D562,398 S	2/2008	Qui et al.	
D571,679 S	6/2008	McEwan et al.	
D572,614 S	7/2008	McEwan et al.	
D576,853 S *	9/2008	Aglassinger	D8/61
D578,852 S *	10/2008	Enriquez	D8/61
D584,116 S	1/2009	Jackson	
D590,225 S	4/2009	Sell	
D591,570 S *	5/2009	Lee et al.	D8/5
D597,811 S *	8/2009	Yu	D8/52
2004/0246735 A1	12/2004	Huang	
2006/0090265 A1	5/2006	Fisher et al.	

FOREIGN PATENT DOCUMENTS

TW	235220	11/1994
TW	391820	5/2000
TW	405983	9/2000
TW	440384	6/2001
TW	453826	9/2001
TW	532827	5/2003
TW	580277	3/2004
TW	D106079	8/2005
TW	D108061	12/2005
TW	D114283	12/2006

* cited by examiner

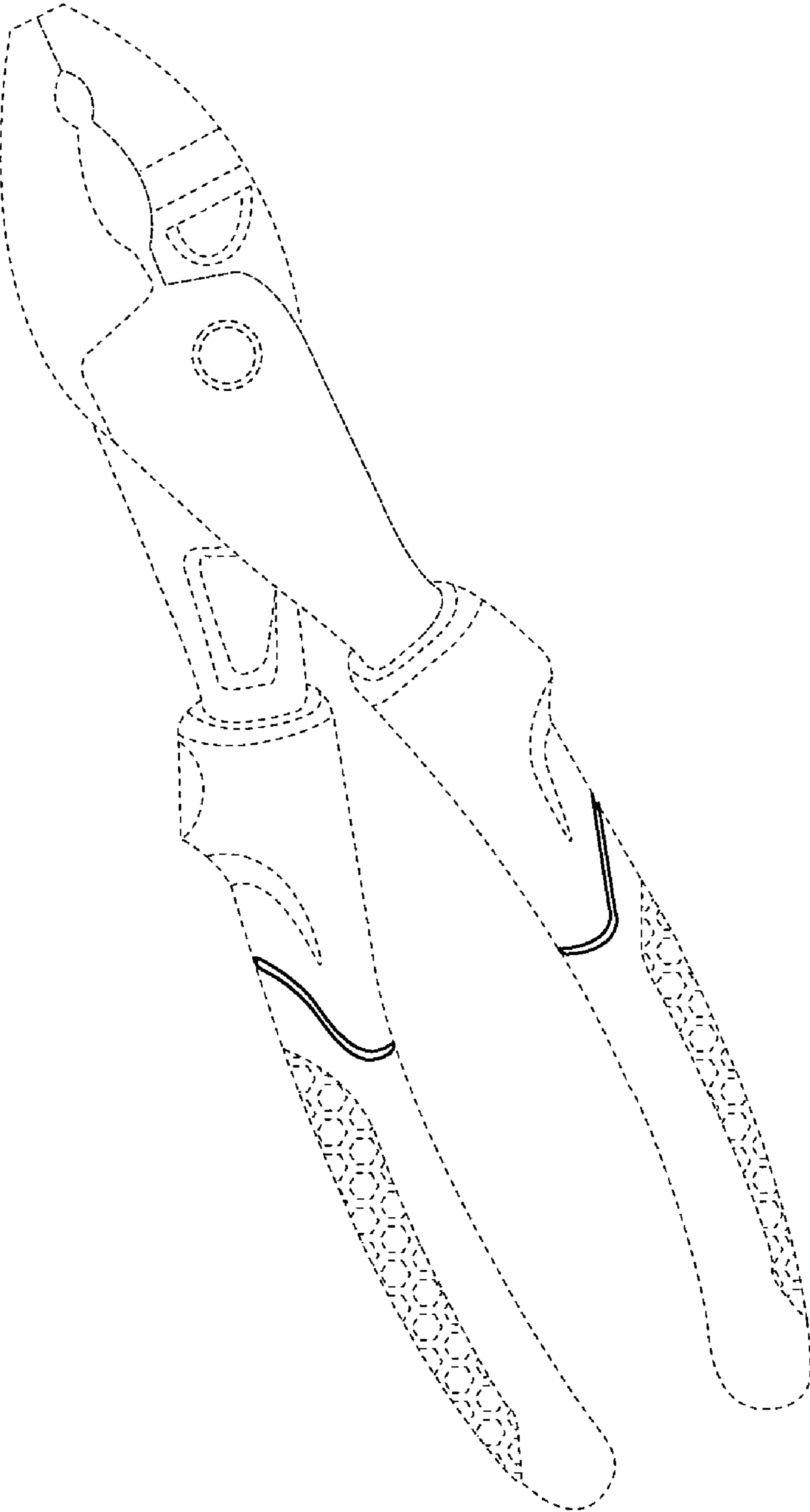


FIG. 1

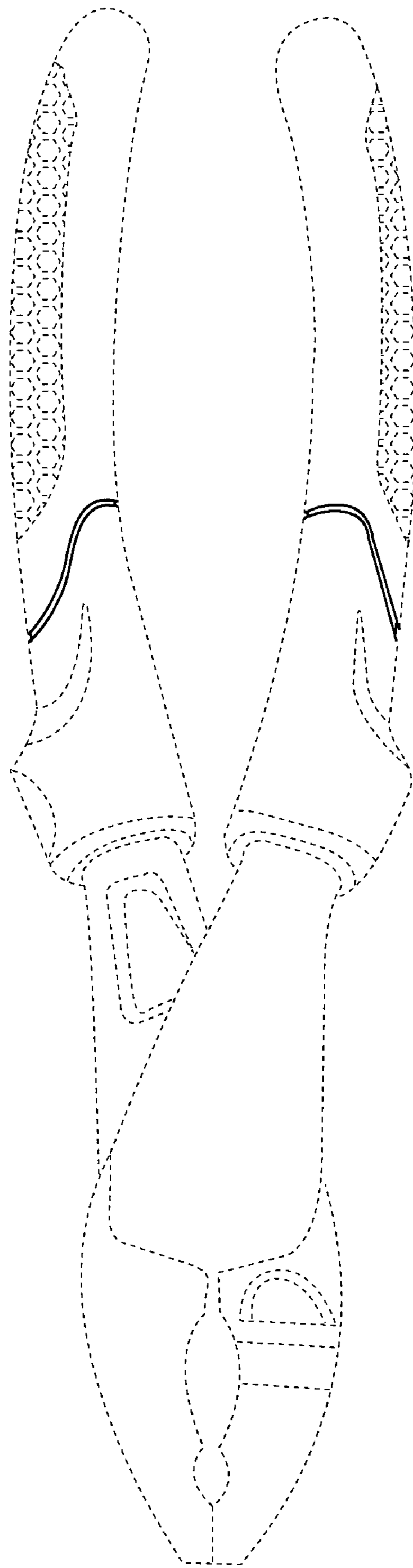


FIG. 2

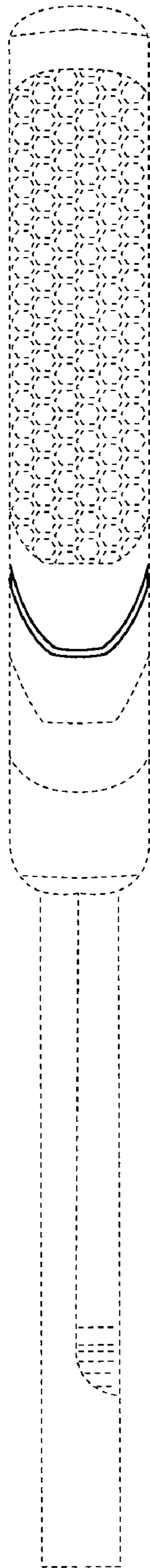


FIG. 3

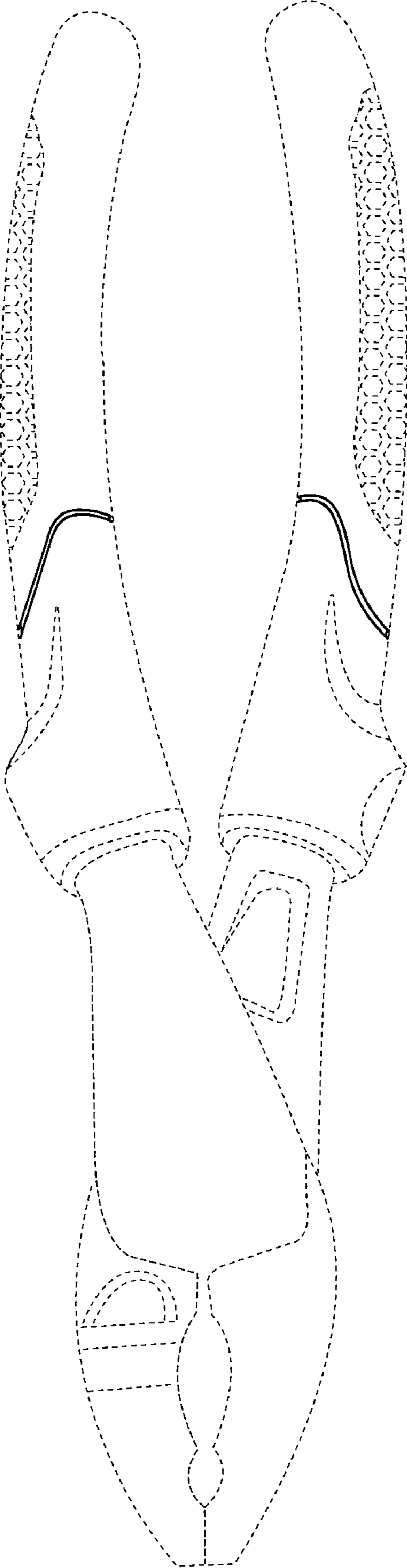


FIG. 4

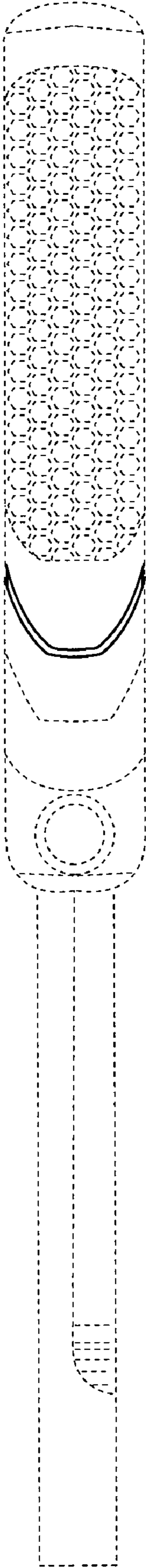


FIG. 5

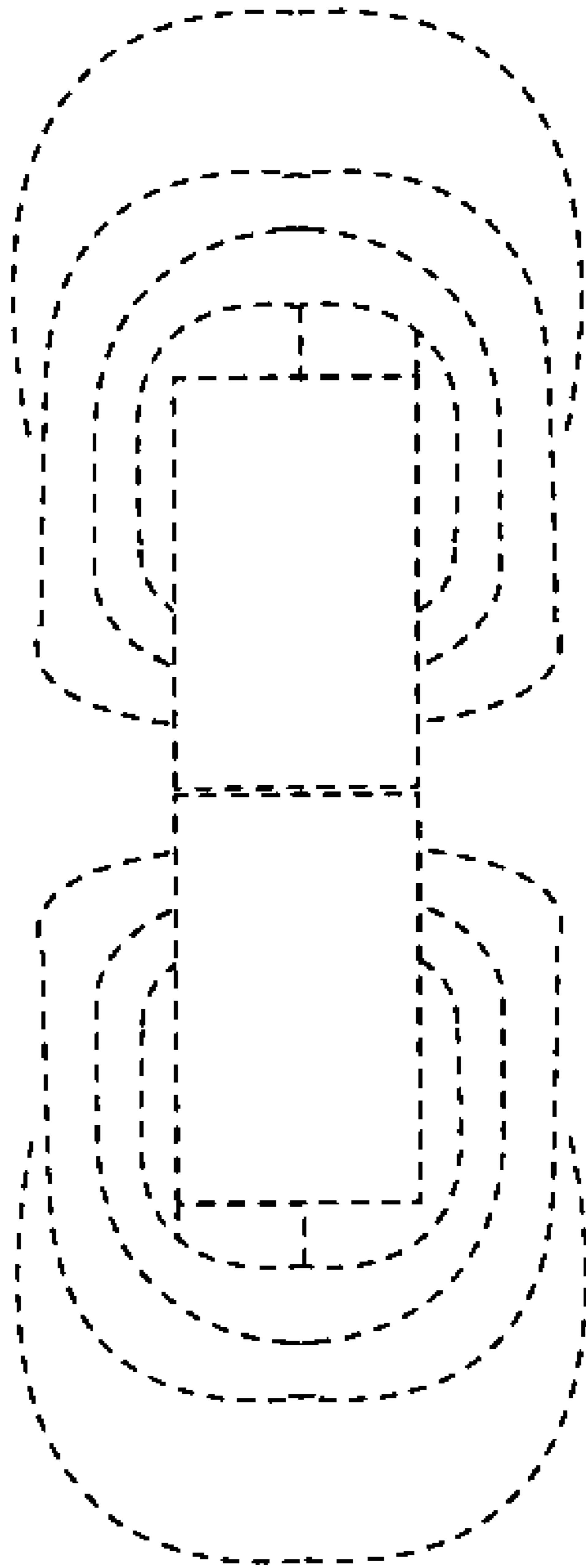


FIG. 6

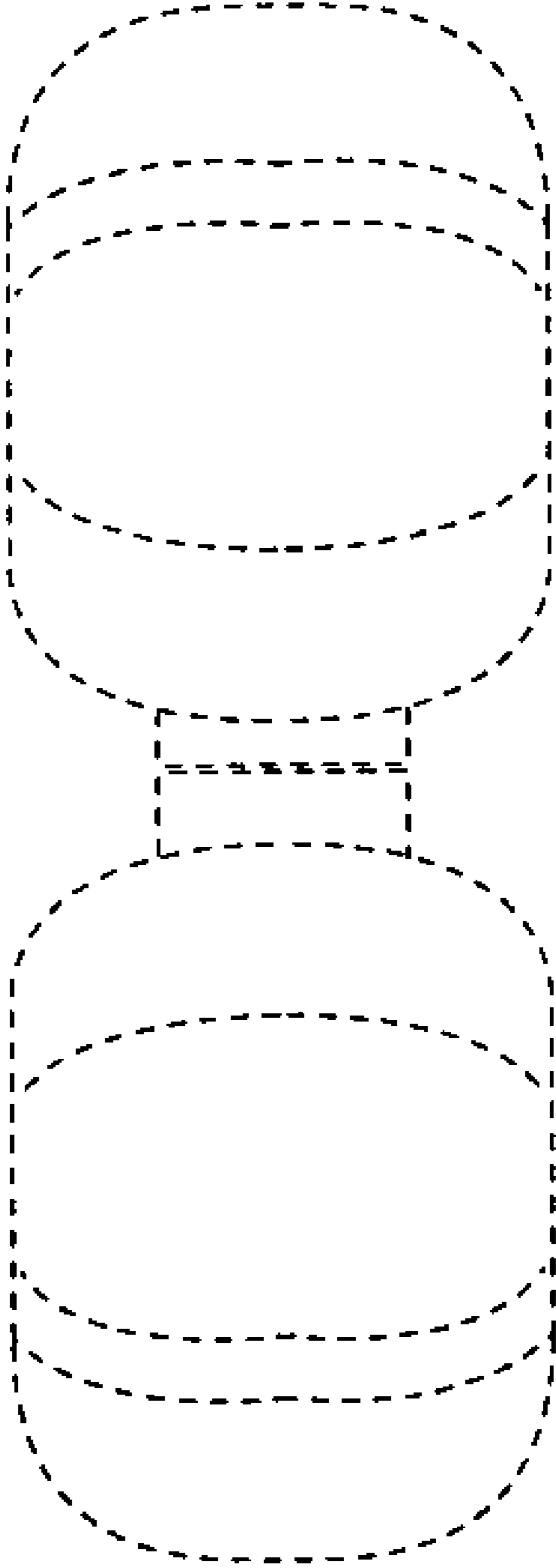


FIG. 7