



US00D608610S

(12) **United States Design Patent**  
**Boies**

(10) **Patent No.:** **US D608,610 S**

(45) **Date of Patent:** **\*\* Jan. 26, 2010**

(54) **TURF EDGER**

D551,920 S \* 10/2007 Hsu ..... D8/7  
D585,252 S \* 1/2009 Mullen ..... D8/7

(75) Inventor: **David Boies**, Levis (CA)

\* cited by examiner

(73) Assignee: **Garant GP**, Saint-Francois (CA)

*Primary Examiner*—Holly H Baynham

*Assistant Examiner*—Sheryl Lane

(\*\*) Term: **14 Years**

(74) *Attorney, Agent, or Firm*—Goudreau Gage Dubuc

(21) Appl. No.: **29/322,008**

(57) **CLAIM**

(22) Filed: **Jul. 28, 2008**

The ornamental design for a turf edger, as shown and described.

(30) **Foreign Application Priority Data**

Feb. 13, 2008 (CA) ..... 124579

**DESCRIPTION**

(51) **LOC (9) Cl.** ..... **08-01**

FIG. 1 is a perspective view of a turf edger showing my new design;

(52) **U.S. Cl.** ..... **D8/7**

FIG. 2 is a front view of the turf edger showing my new design;

(58) **Field of Classification Search** ..... D8/7,

FIG. 3 is a rear view of the turf edger showing my new design;

D8/10, 1; 172/371, 372–375, 378; 7/114

FIG. 4 is a top view of the turf edger showing my new design;

See application file for complete search history.

FIG. 5 is a bottom view of the turf edger showing my new design; and,

(56) **References Cited**

FIG. 6 is a side view of the turf edger showing my new desing.

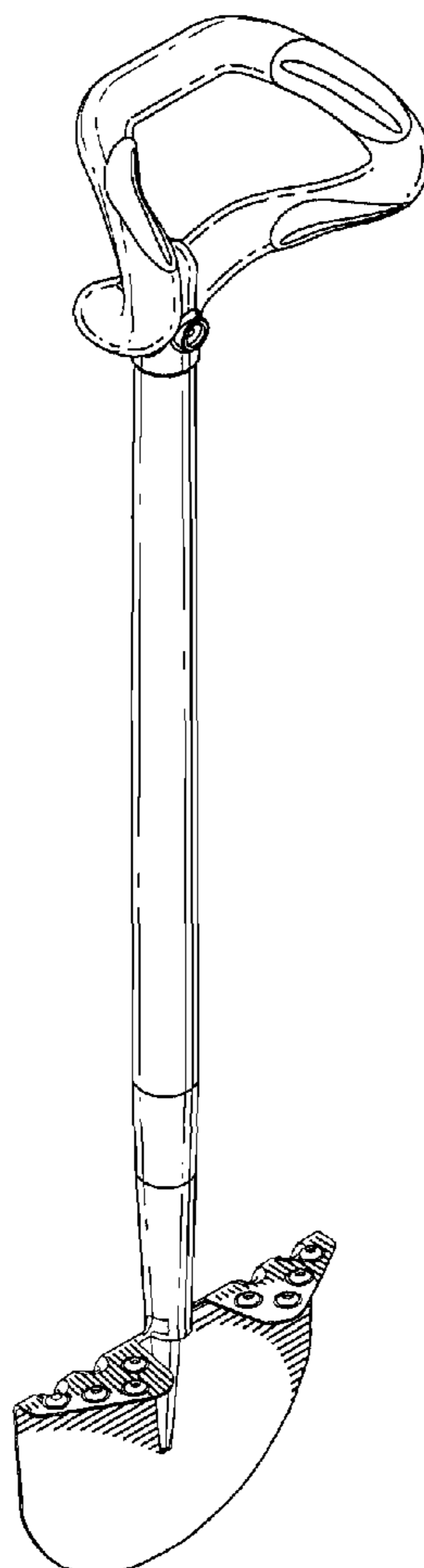
**U.S. PATENT DOCUMENTS**

1,931,349 A \* 10/1933 Habig ..... 30/315

D208,562 S \* 9/1967 Rogers ..... D8/7

D274,117 S \* 6/1984 Lapps ..... D8/7

**1 Claim, 5 Drawing Sheets**



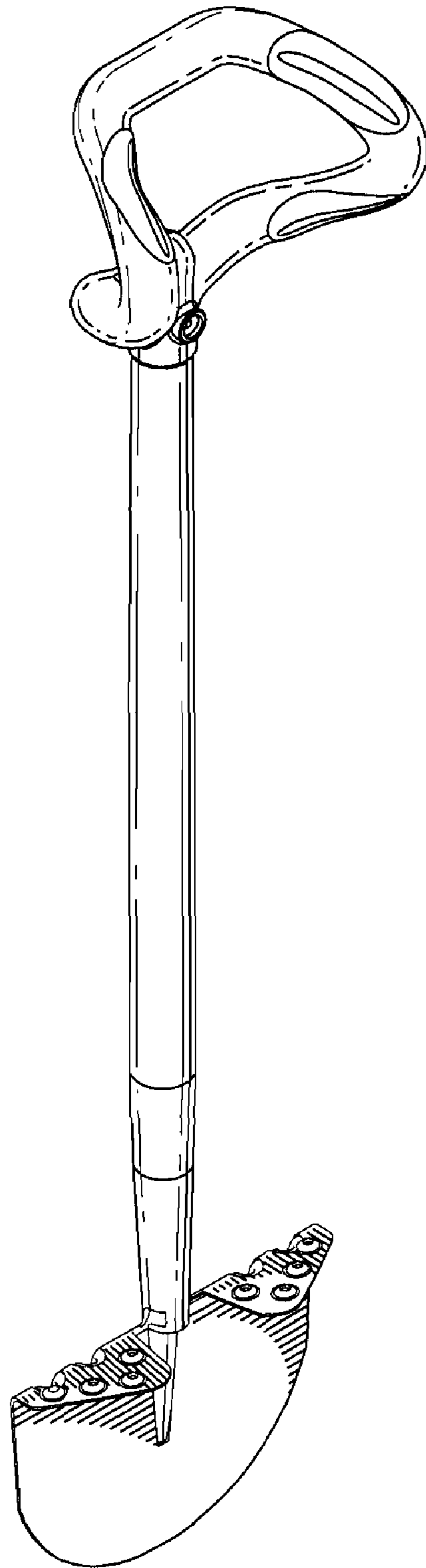


FIG. 1

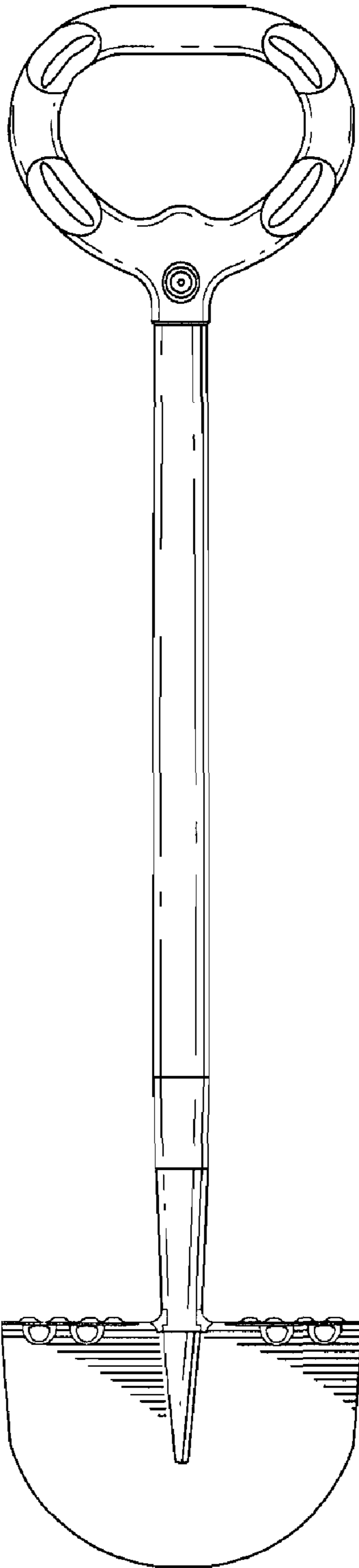


FIG. 2

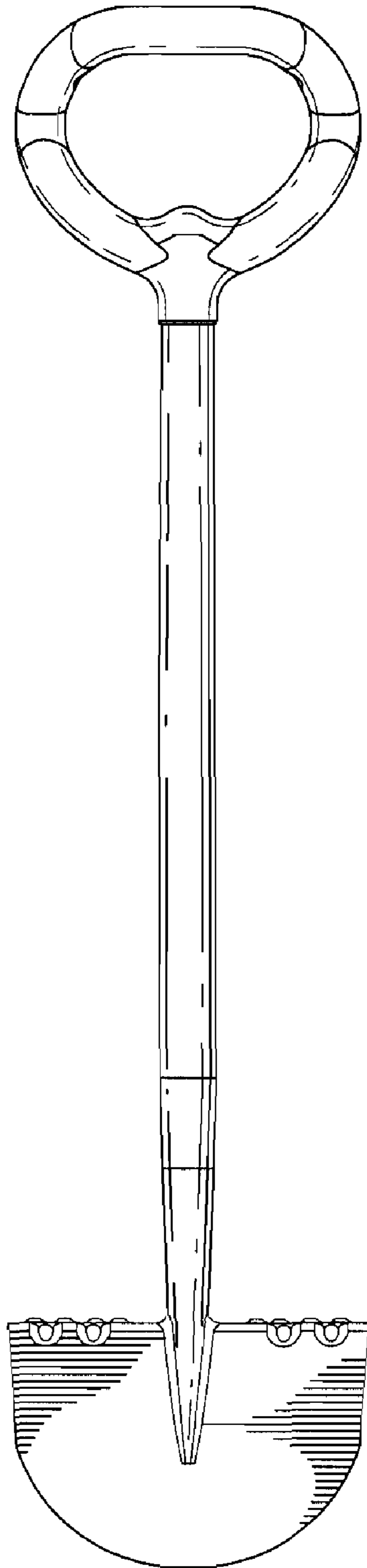


FIG. 3

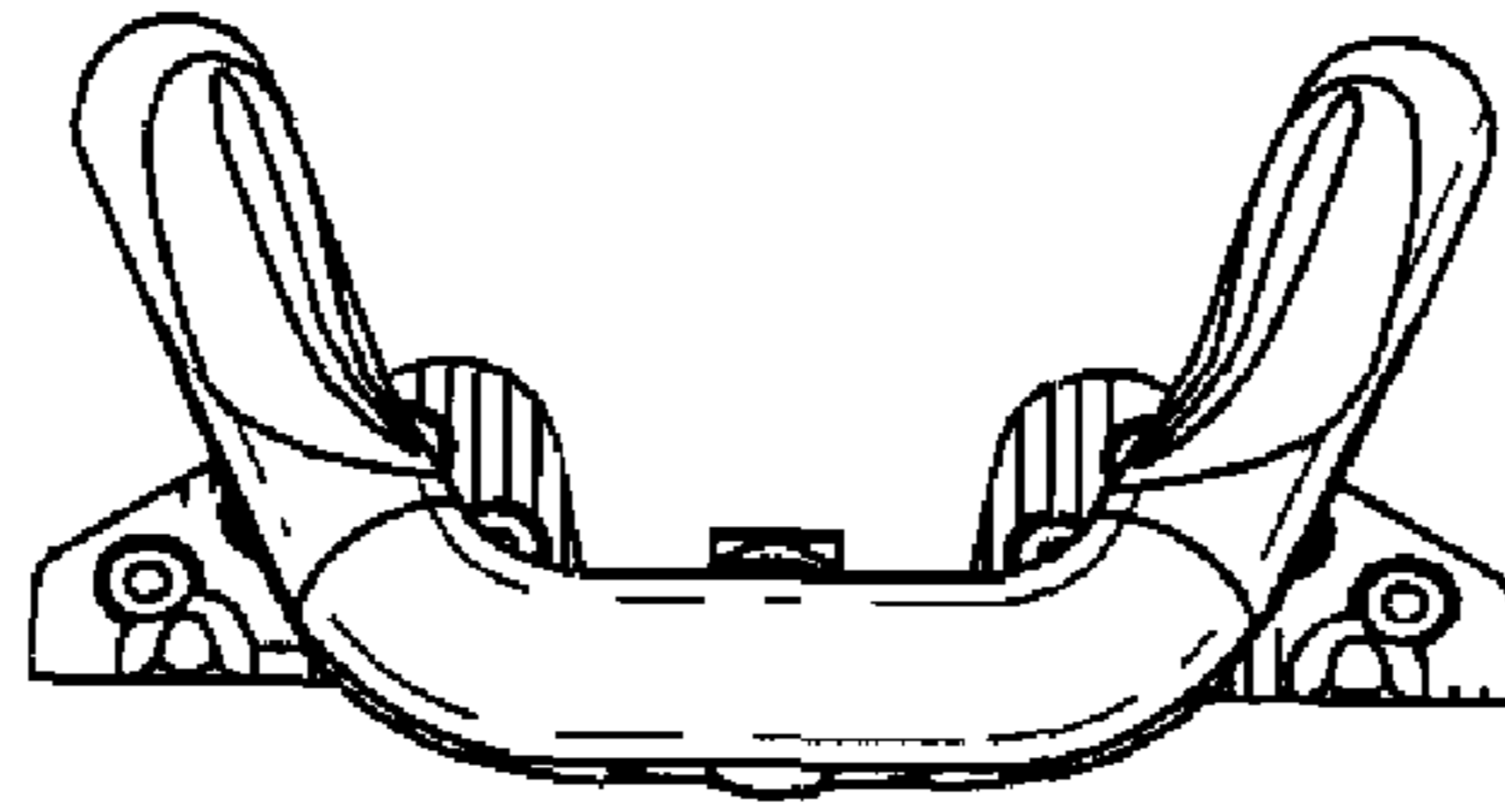


FIG. 4




FIG. 5

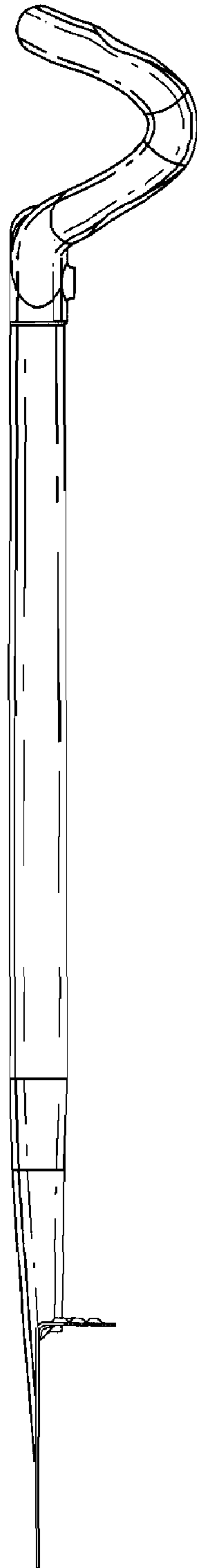


FIG. 6