



US00D608608S

(12) **United States Design Patent**
Swanson et al.

(10) **Patent No.:** **US D608,608 S**
(45) **Date of Patent:** **** Jan. 26, 2010**

(54) **GRILL FORK**

(75) Inventors: **Dan Swanson**, Lombard, IL (US);
James D. Davidson, St. Charles, IL (US)

(73) Assignee: **Sears Brands, L.L.C.**, Hoffman Estates,
IL (US)

(**) Term: **14 Years**

(21) Appl. No.: **29/298,082**

(22) Filed: **Nov. 28, 2007**

(51) **LOC (9) Cl.** **07-01**

(52) **U.S. Cl.** **D7/689; D7/387**

(58) **Field of Classification Search** D7/395,
D7/401, 393, 683, 653, 680-696, 387; D8/51,
D8/107, 303, 21; D32/52; D29/119; 30/321,
30/322; 16/431, DIG. 12; 126/9 B; 59/80;
297/7, 8

See application file for complete search history.

(56) **References Cited**

U.S. PATENT DOCUMENTS

D4,013 S *	5/1870	Greene	D8/51
D51,208 S *	8/1917	Lebolt	D7/653
D58,807 S *	8/1921	Mallory	D7/653
D143,431 S *	1/1946	Lapin	D7/644
D144,598 S *	4/1946	Tupper	D7/653
D169,830 S *	5/1953	St. Clair	D7/653
D224,716 S *	9/1972	Silvas	D7/300.2
5,076,628 A *	12/1991	Rader	294/8

D513,689 S *	1/2006	Bodum	D7/653
D539,619 S *	4/2007	Oura	D7/653
D576,000 S *	9/2008	Allen et al.	D7/689
D584,115 S *	1/2009	Swanson et al.	D7/684

* cited by examiner

Primary Examiner—Robert M Spear

Assistant Examiner—Cynthia Underwood

(74) *Attorney, Agent, or Firm*—Gary R. Jarosik; Greenberg
Traurig, LLP

(57) **CLAIM**

What is claimed is the ornamental design for a grill fork, as
shown and described.

DESCRIPTION

FIG. 1 is a perspective view of a grill fork showing our new
design;

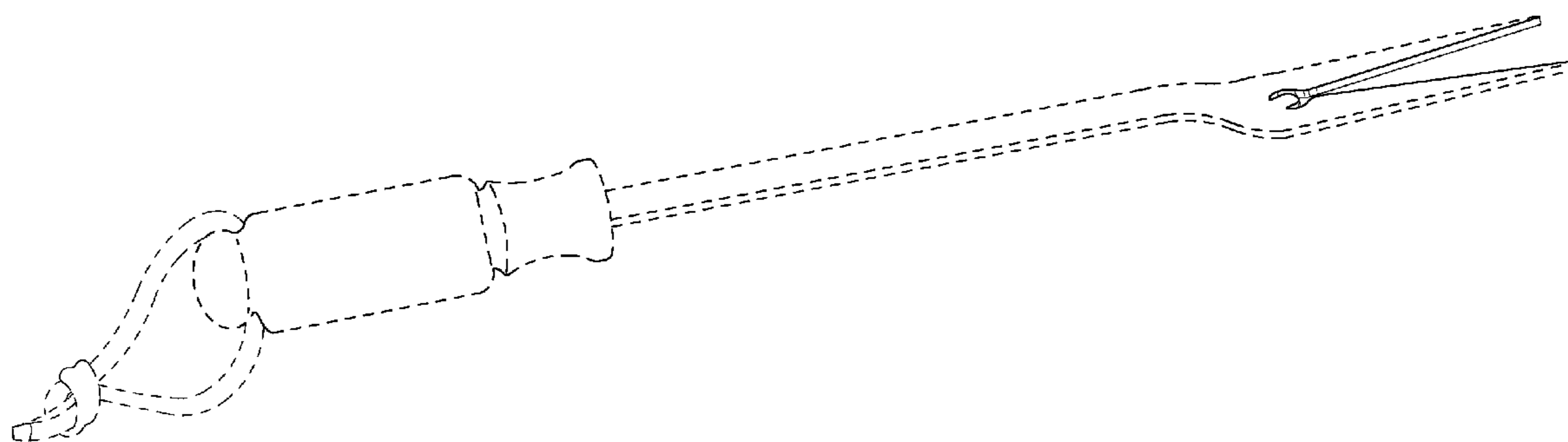
FIG. 2 is a top plan view thereof, with the bottom plan view
being identical thereto; and,

FIG. 3 is a right side elevational view thereof, with the left
side elevational view being a mirror image thereof.

The dotted lines are provided for illustrative purposes only
and form no part of the design claimed.

The inner left side of the bifurcation is substantially identical
to the appearance of the right side. The only difference
between the two sides is in the variant curvature at the inner
end of the tines.

1 Claim, 3 Drawing Sheets



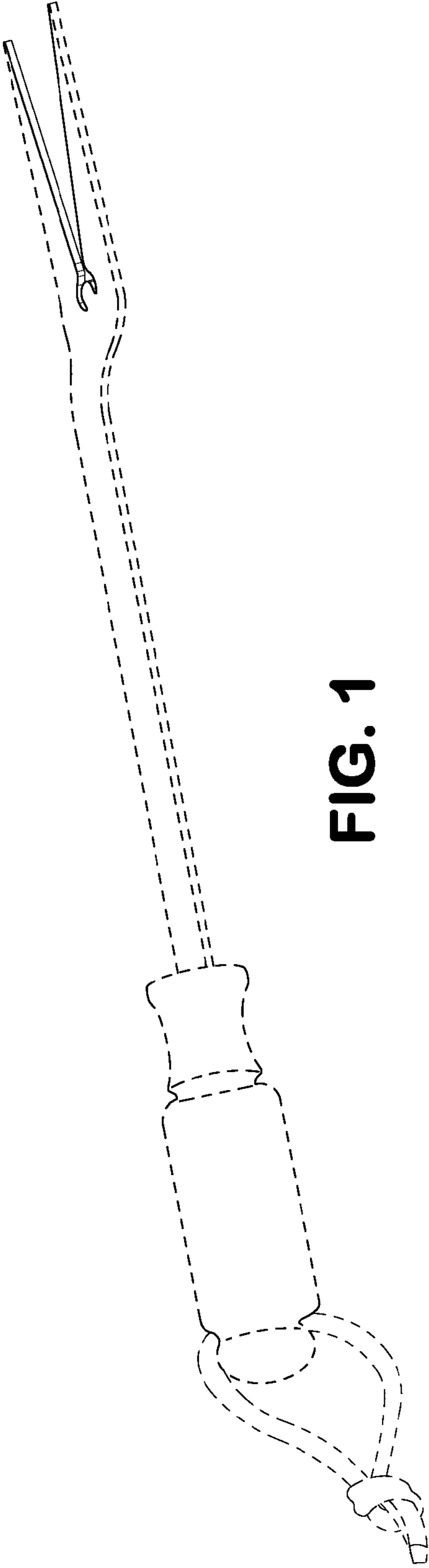


FIG. 1

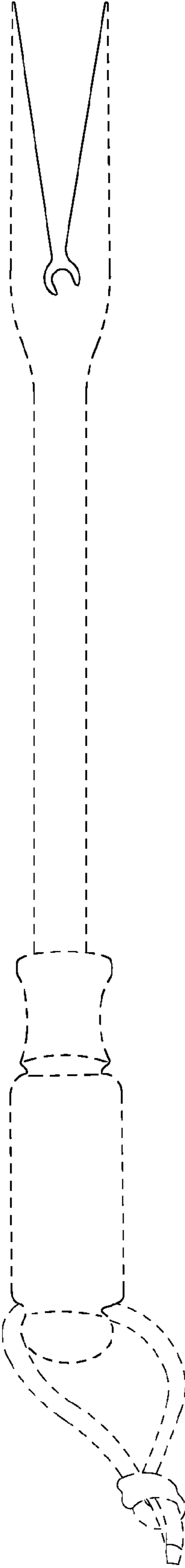


FIG. 2

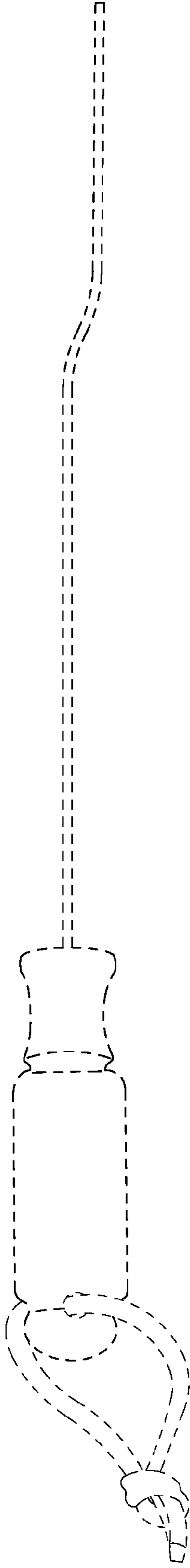


FIG. 3