

US00D608607S

(12) **United States Design Patent**  
**Lion et al.**

(10) **Patent No.:** **US D608,607 S**  
(45) **Date of Patent:** **\*\* Jan. 26, 2010**

(54) **TONGS**

(75) Inventors: **Mathieu Lion**, Paris (FR); **Anne Tanguy**, Paris (FR)

(73) Assignee: **Mastrad, S.A.**, Paris (FR)

(\*\*) Term: **14 Years**

(21) Appl. No.: **29/331,012**

(22) Filed: **Jan. 16, 2009**

(30) **Foreign Application Priority Data**

Jul. 18, 2008 (EP) ..... 1 000972922-0001

(51) **LOC (9) Cl.** ..... **07-01**

(52) **U.S. Cl.** ..... **D7/687**

(58) **Field of Classification Search** ..... D7/368,  
D7/669, 683, 686, 687; 294/99.1, 99.2, 118  
See application file for complete search history.

(56) **References Cited**

**U.S. PATENT DOCUMENTS**

D184,108 S \* 12/1958 Moyer ..... D7/686

D505,599 S \* 5/2005 Fiedeler et al. .... D7/686  
D557,573 S \* 12/2007 Lion et al. .... D7/687  
D592,918 S \* 5/2009 Lion et al. .... D7/686  
D593,382 S \* 6/2009 Lion et al. .... D7/686

\* cited by examiner

*Primary Examiner*—Ian Simmons

*Assistant Examiner*—Dana L Sipos

(74) *Attorney, Agent, or Firm*—Connolly Bove Lodge & Hutz LLP

(57) **CLAIM**

The ornamental design for tongs, as shown and described.

**DESCRIPTION**

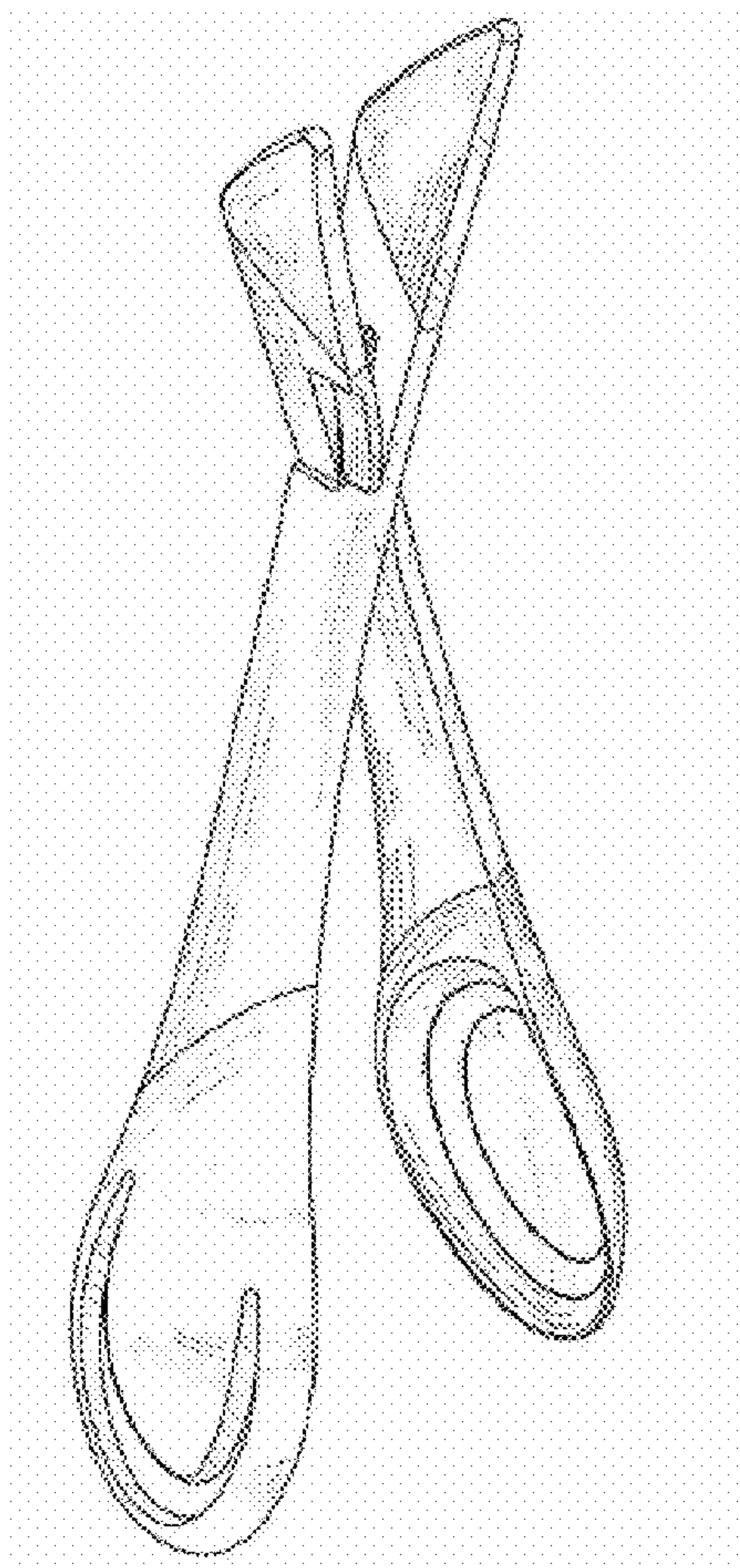
FIG. 1 is a top, rear, left side perspective view of tongs showing my new design;

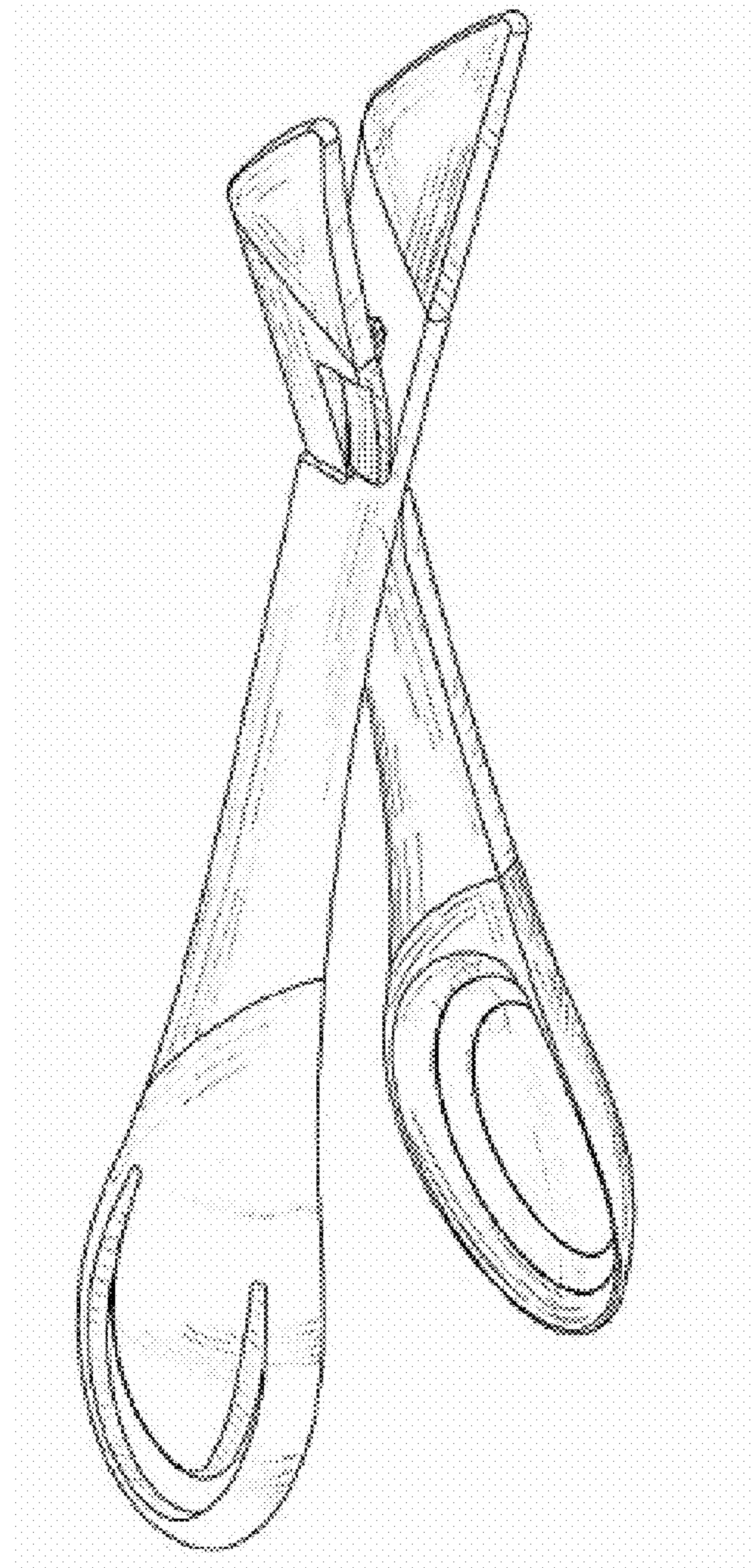
FIG. 2 is a top plan view thereof;

FIG. 3 is a left side elevation view thereof; and,

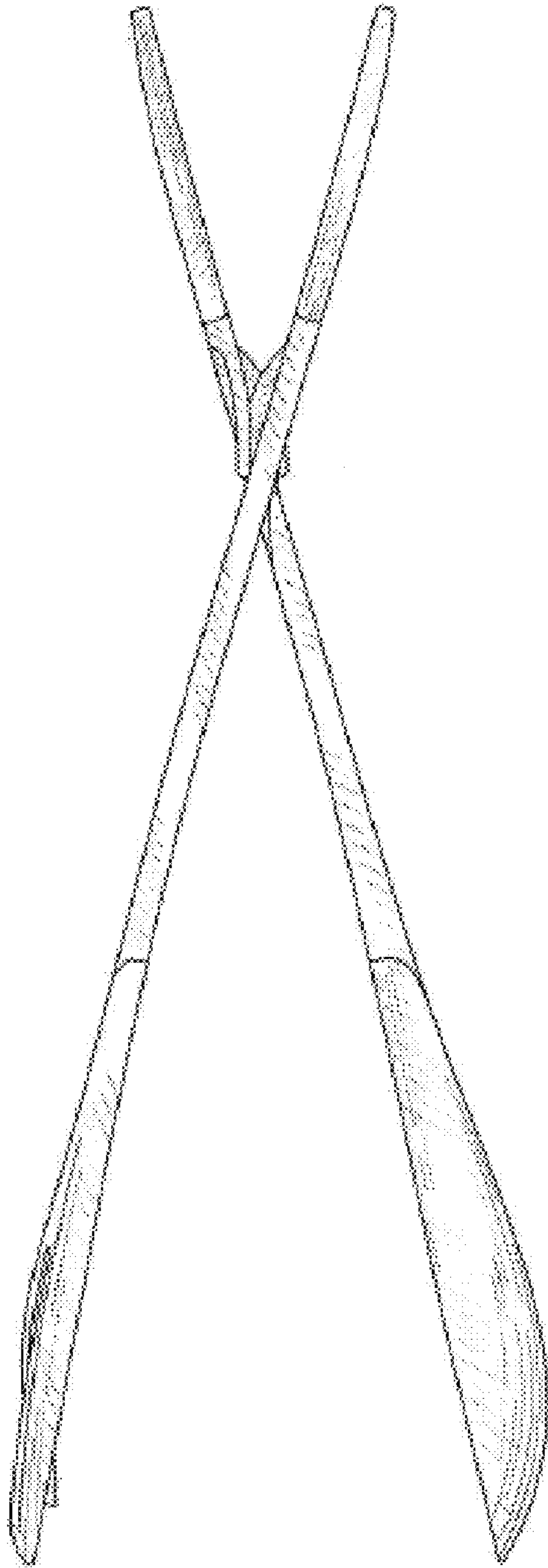
FIG. 4 is a right side elevation view thereof.

**1 Claim, 3 Drawing Sheets**



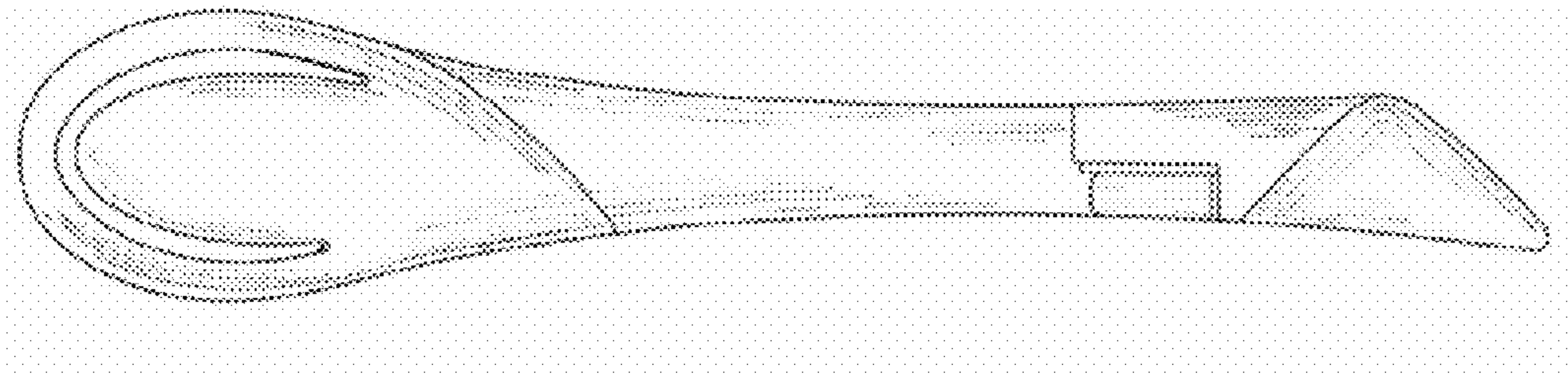


*Figure 1*

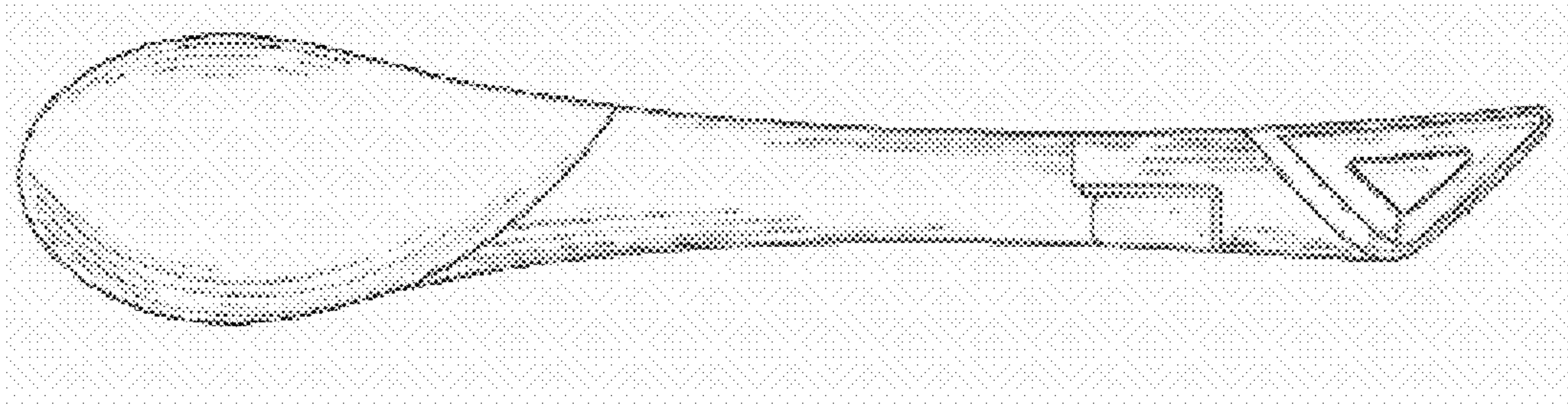


*Figure 2*





*Figure 3*



*Figure 4*