



US00D608604S

(12) **United States Design Patent**
Griffith

(10) **Patent No.:** **US D608,604 S**
(45) **Date of Patent:** **** Jan. 26, 2010**

(54) **GARLIC PRESS**

(75) Inventor: **Jonah S. Griffith**, Seattle, WA (US)

(73) Assignee: **Chef'n Corporation**, Seattle, WA (US)

(**) Term: **14 Years**

(21) Appl. No.: **29/334,066**

(22) Filed: **Mar. 19, 2009**

(51) **LOC (9) Cl.** **07-04**

(52) **U.S. Cl.** **D7/666**

(58) **Field of Classification Search** D7/665-668,
D7/680; 99/495, 506-511; 100/99, 104,
100/110, 112, 116, 125, 126, 233, 234, 243,
100/213; 241/95, 169.1, 169.2, 273.3
See application file for complete search history.

(56) **References Cited**

U.S. PATENT DOCUMENTS

0,044,856 A	11/1864	Dick
0,191,416 A	5/1877	Fetter
0,280,495 A	7/1883	McWilliams
1,364,016 A	12/1920	Worthington
2,718,056 A	9/1955	Burnett
4,186,485 A	2/1980	Bainton et al.
4,563,818 A	1/1986	Kreth et al.
D282,521 S	2/1986	Steinko
4,754,550 A	7/1988	Koo
4,825,554 A	5/1989	Koo
D304,900 S	12/1989	Miquelot
5,022,159 A	6/1991	Cressman et al.

D322,919 S	1/1992	Holcomb et al.
5,291,658 A	3/1994	Wilson et al.
5,581,897 A	12/1996	Liebscher
6,374,502 B1	4/2002	Holcomb et al.
7,000,535 B2 *	2/2006	Harrison-Griffin et al. .. 100/126
D521,818 S *	5/2006	So D7/665
7,299,747 B2 *	11/2007	So 100/234
2006/0086265 A1 *	4/2006	Gonzalez 100/234

* cited by examiner

Primary Examiner—Terry A Wallace

(74) *Attorney, Agent, or Firm*—Seed IP Law Group PLLC

(57) **CLAIM**

The ornamental design for a garlic press, as shown and described.

DESCRIPTION

FIG. 1 is a front isometric view of a garlic press showing my new design.

FIG. 2 is a top plan view thereof.

FIG. 3 is a bottom plan view thereof.

FIG. 4 is rear elevation view thereof.

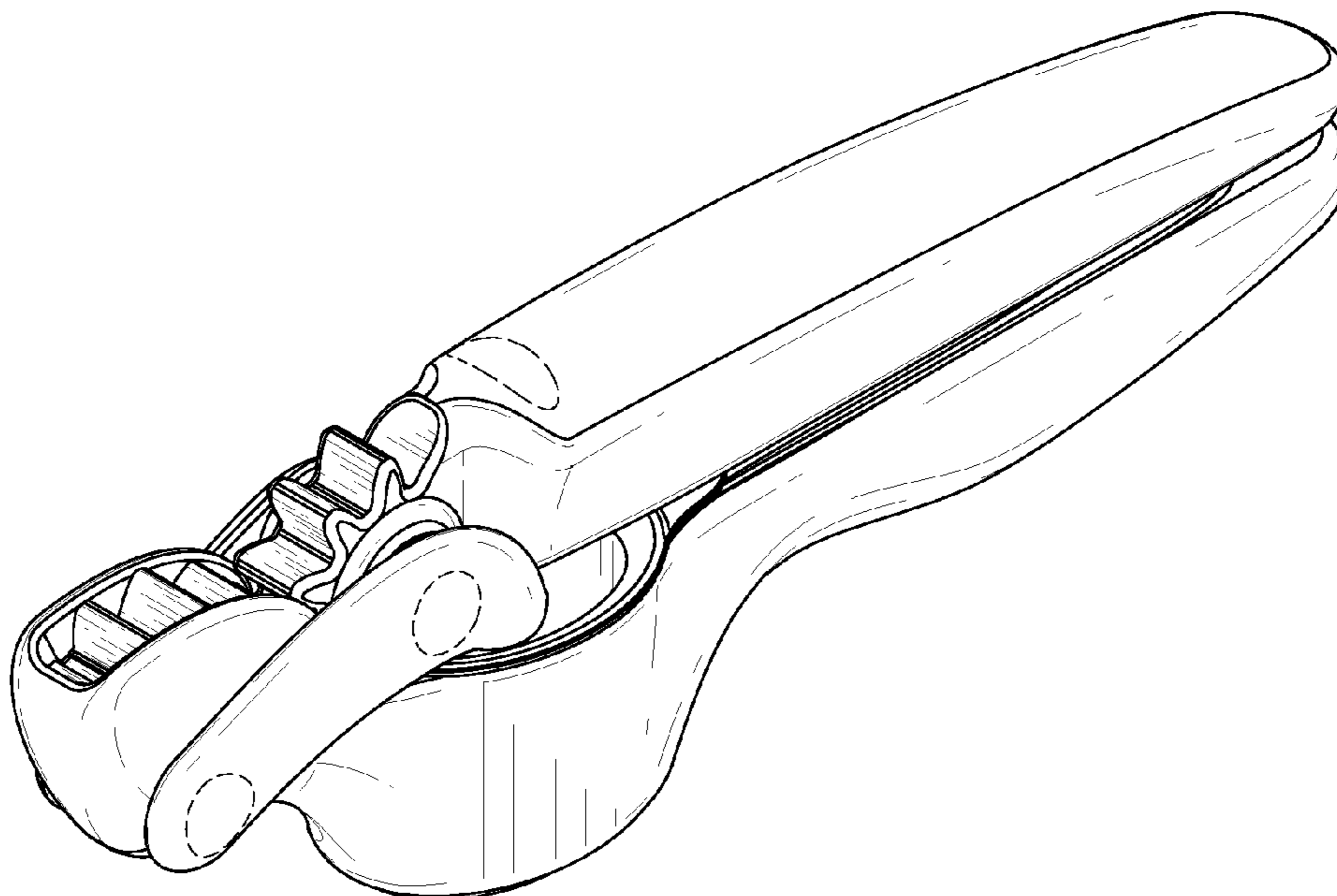
FIG. 5 is a front elevation view thereof.

FIG. 6 is a right side elevation view thereof; and,

FIG. 7 is a left side elevation view thereof.

The broken lines in the figures are for illustrative purposes only and form no part of the claimed design.

1 Claim, 4 Drawing Sheets



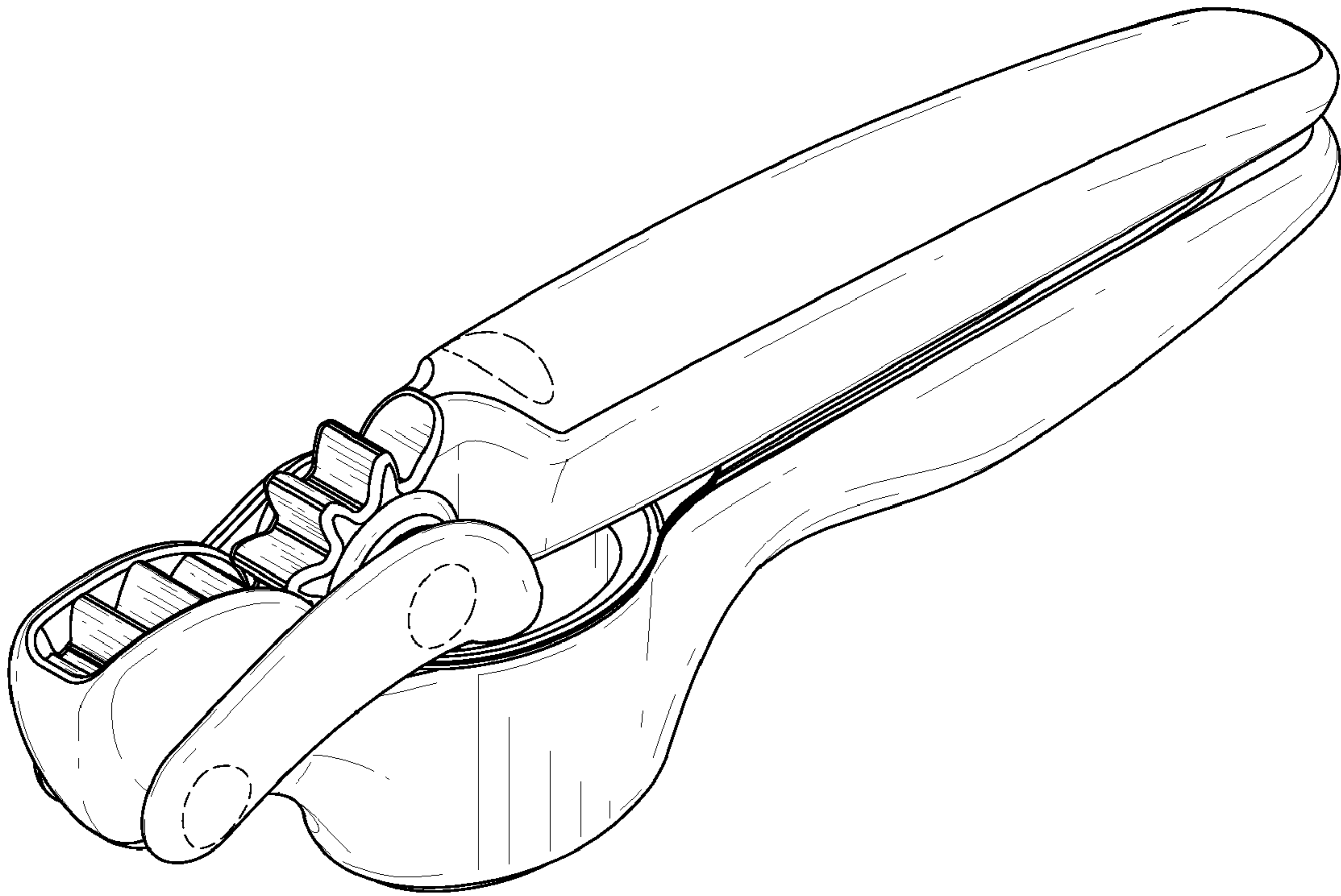


FIG. 1

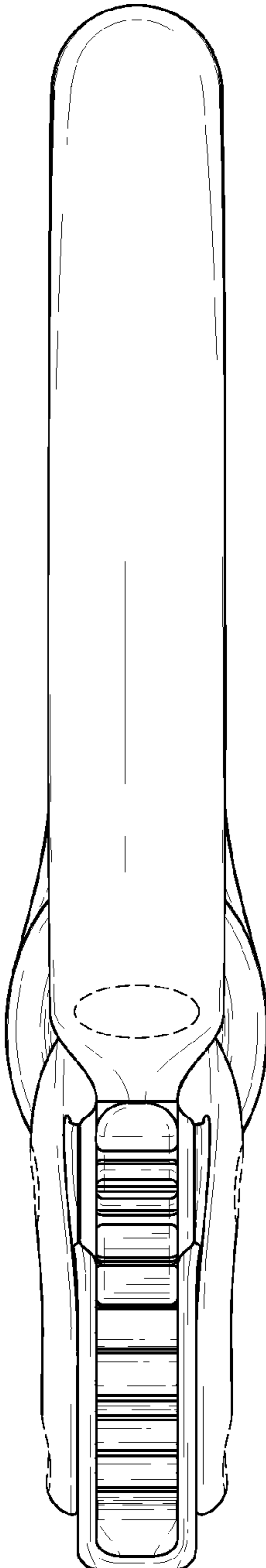


FIG. 2

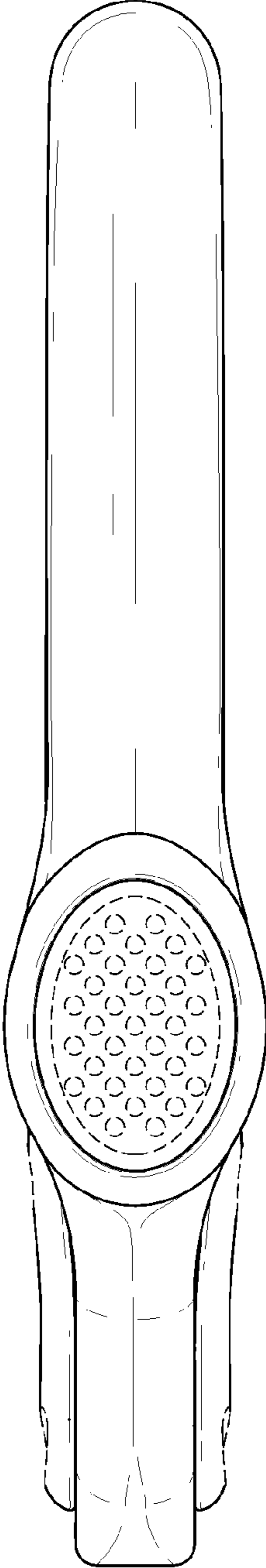


FIG. 3



FIG. 4

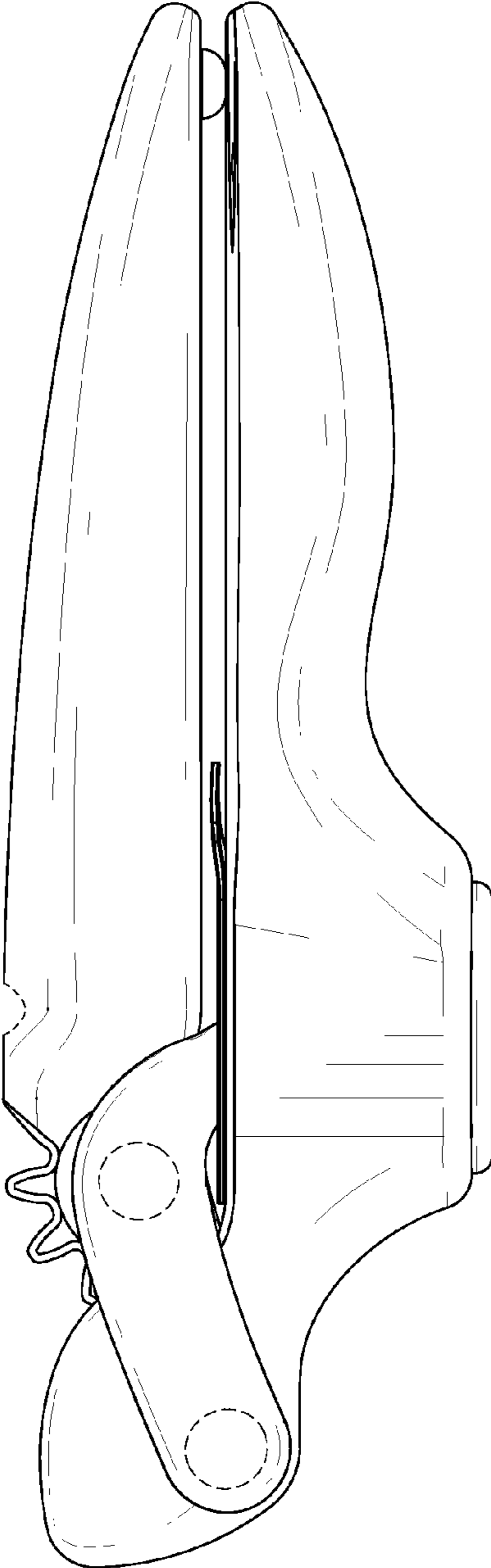


FIG. 5

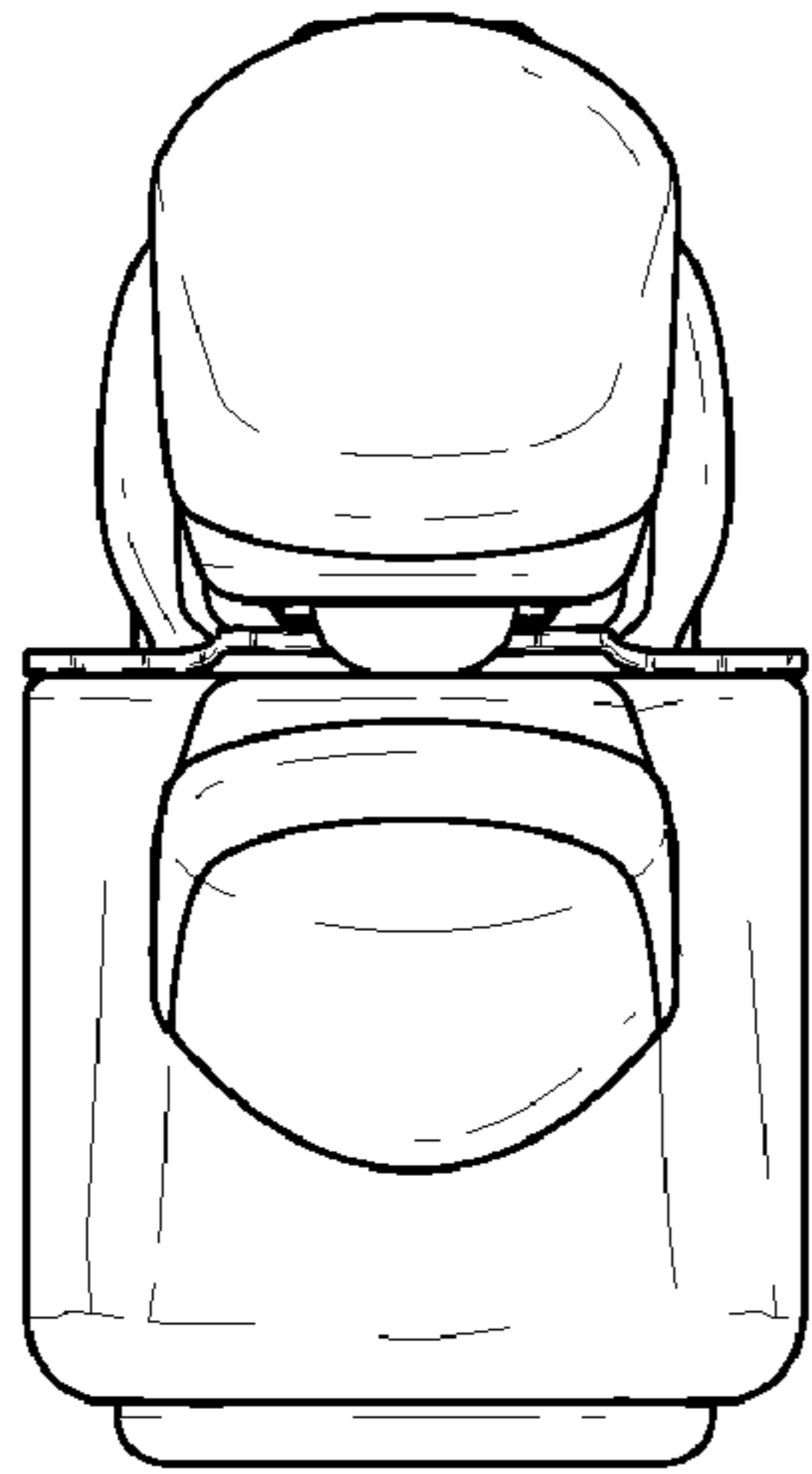


FIG. 6

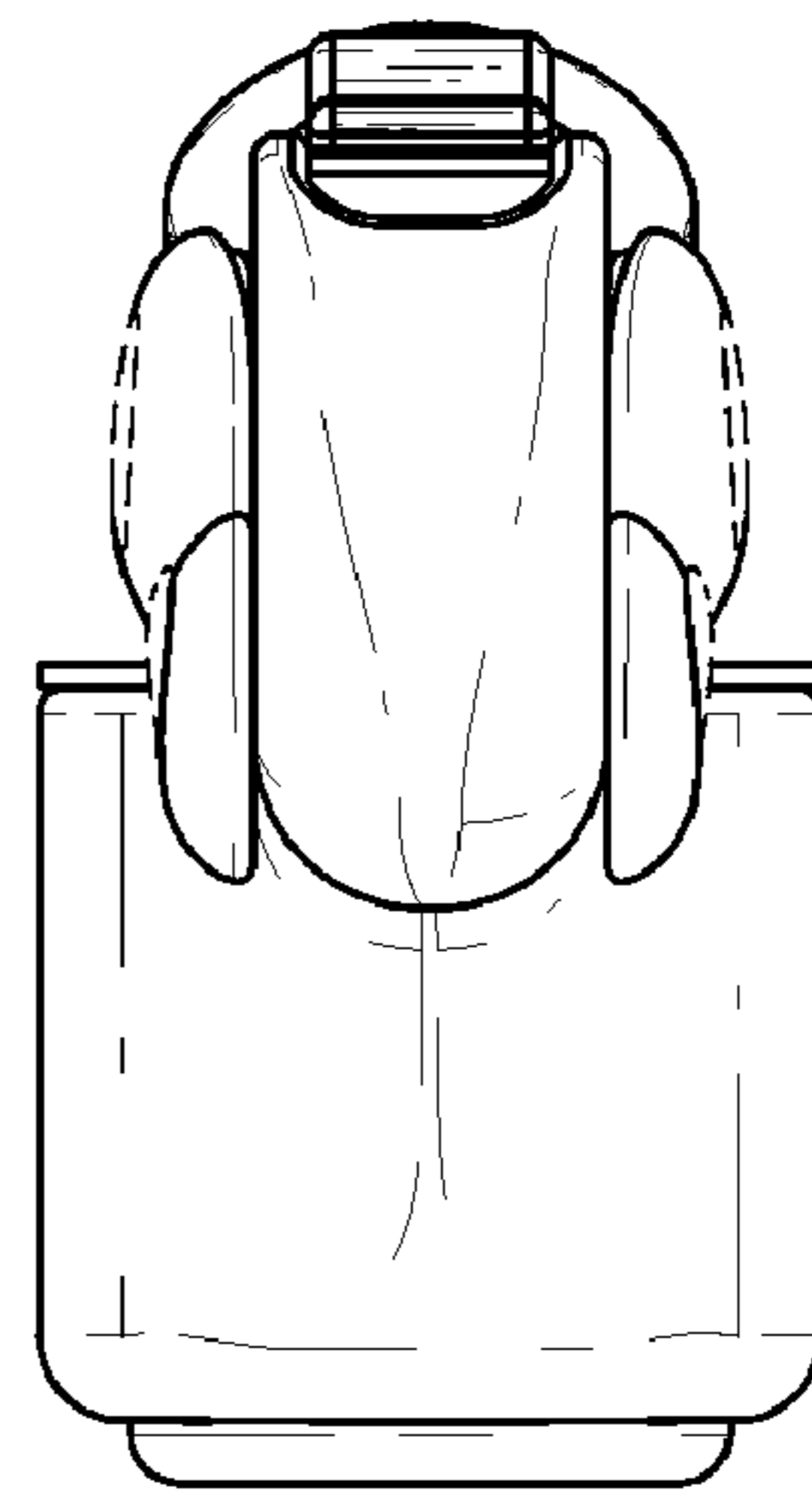


FIG. 7