



US00D608594S

(12) **United States Design Patent**
Weber

(10) **Patent No.:** **US D608,594 S**

(45) **Date of Patent:** **** Jan. 26, 2010**

(54) **SAUCER**

(75) Inventor: **Charlotte Weber**, Trier (DE)

(73) Assignee: **Villeroy & Boch AG**, Mettlach (DE)

(**) Term: **14 Years**

(21) Appl. No.: **29/288,489**

(22) Filed: **Jun. 12, 2007**

(30) **Foreign Application Priority Data**

Dec. 13, 2006 (EM) 000637350

(51) **LOC (9) Cl.** **07-01**

(52) **U.S. Cl.** **D7/584**

(58) **Field of Classification Search** D7/500,
D7/543-549, 550.1, 552.1, 544.1-544.4,
D7/553.7, 566, 570, 584, 586-587; 220/23.4,
220/23.8, 23.83, 575, 737

See application file for complete search history.

(56) **References Cited**

U.S. PATENT DOCUMENTS

2,178,274 A * 10/1939 Ratner 220/574
2,795,942 A * 6/1957 Harris 220/574
3,190,486 A * 6/1965 Rech 220/574
D291,397 S * 8/1987 Unger D7/584
D472,770 S * 4/2003 Wellner et al. D7/584

D490,656 S * 6/2004 Levien D7/554.2
D492,159 S * 6/2004 Carlson D7/584
D546,630 S * 7/2007 Asner D7/587

* cited by examiner

Primary Examiner—Jeffrey D Asch

Assistant Examiner—Anna J Burmeister

(74) *Attorney, Agent, or Firm*—Friedrich Kueffner

(57) **CLAIM**

The ornamental design for a saucer, as shown and described.

DESCRIPTION

FIG. 1 is a top view of a saucer showing my new design;

FIG. 2 is a bottom view thereof;

FIG. 3 is top perspective view thereof, shown at an enlarged scale;

FIG. 4 is a front view thereof;


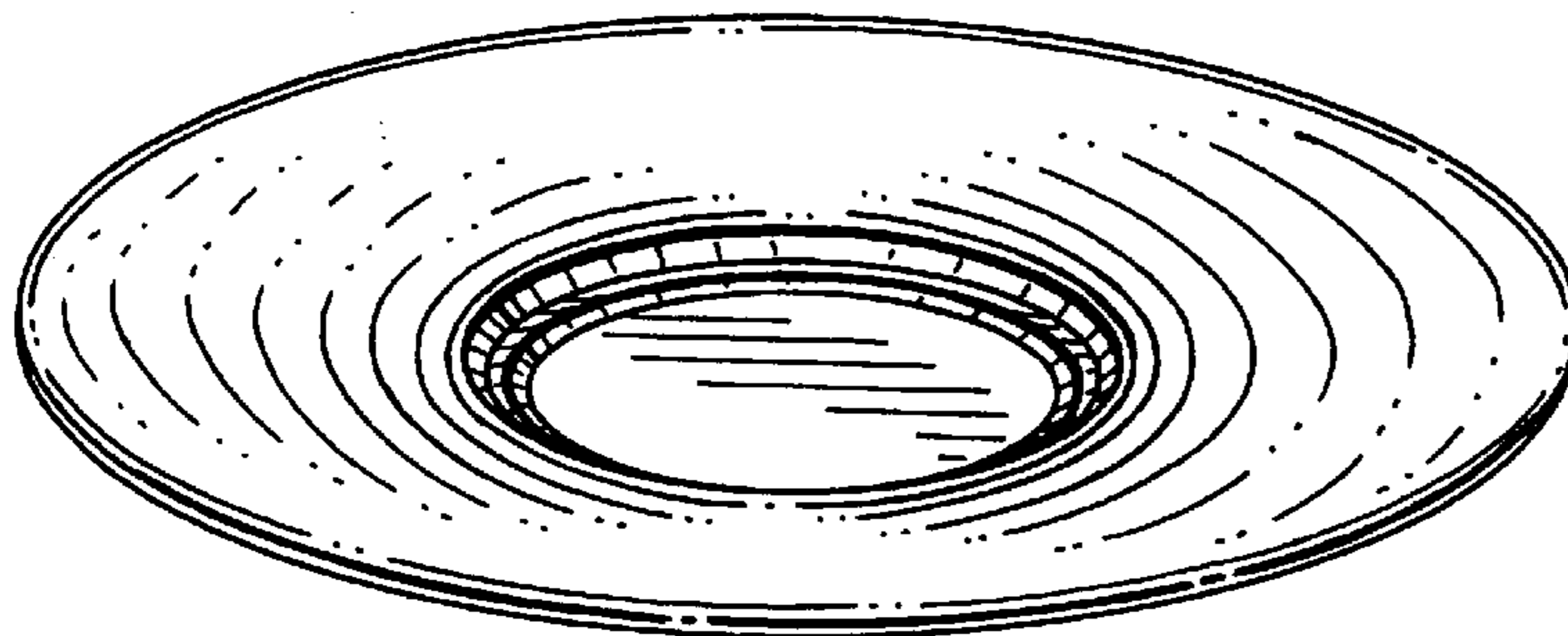
FIG. 5 is a back view thereof;

FIG. 6 is a side view thereof; and,

FIG. 7 is a another side view thereof.

The broken line circle shown at the bottom in FIG. 2, which is immediately adjacent to shaded areas and defines an unshaded region, represents the bounds of the claimed design; the broken lines form no part of the claimed design.

1 Claim, 3 Drawing Sheets



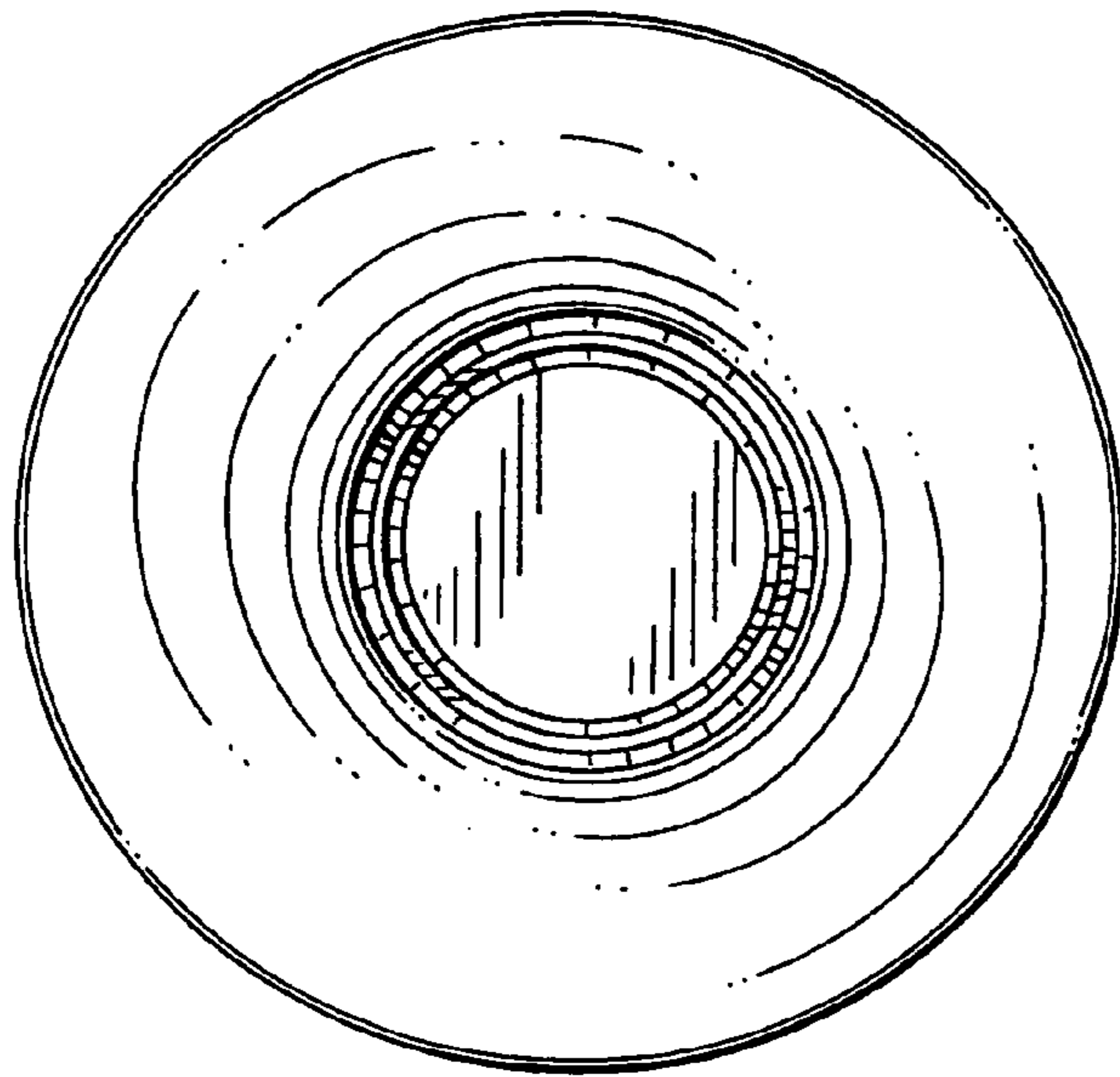


FIG. 1

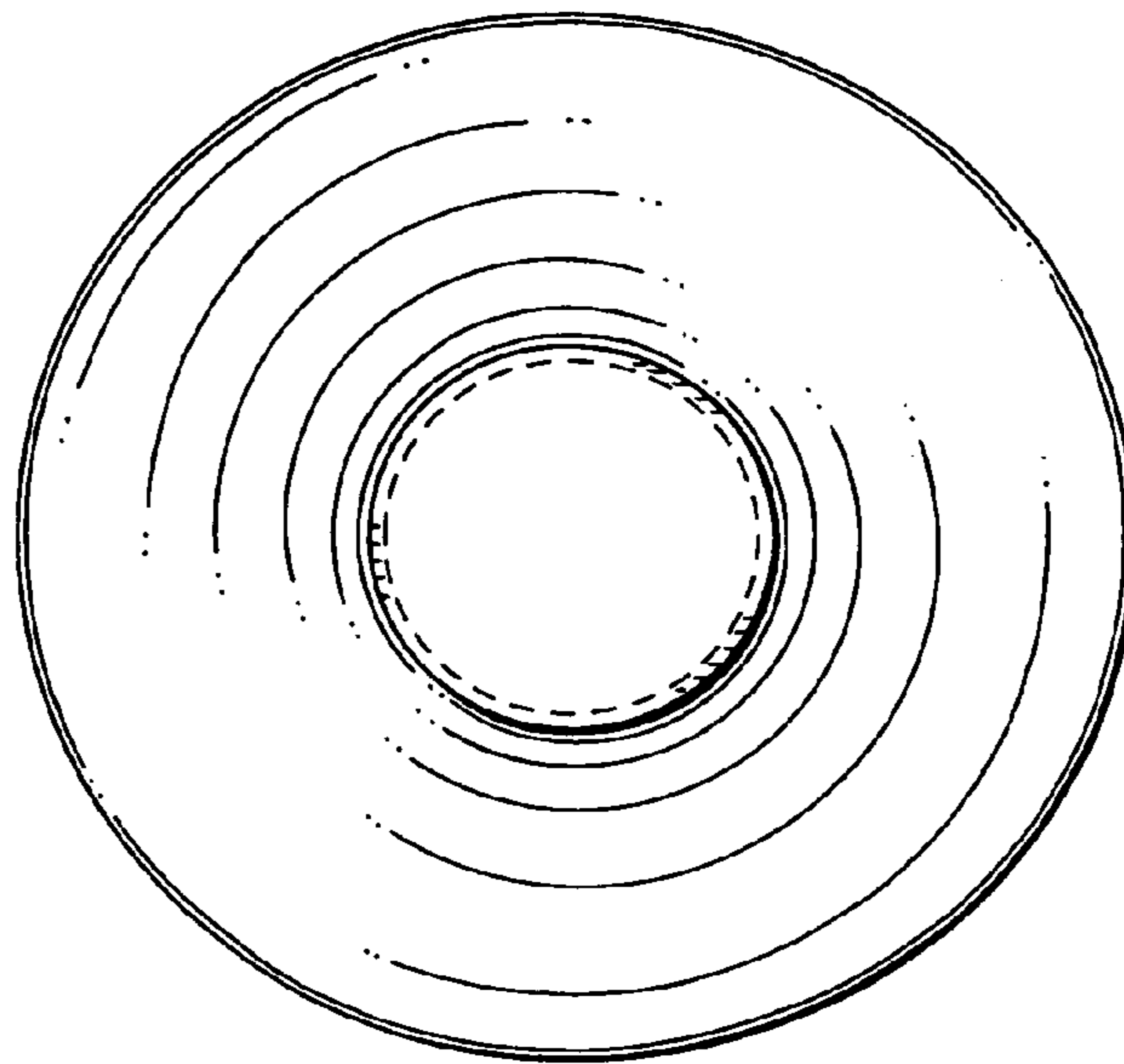


FIG. 2

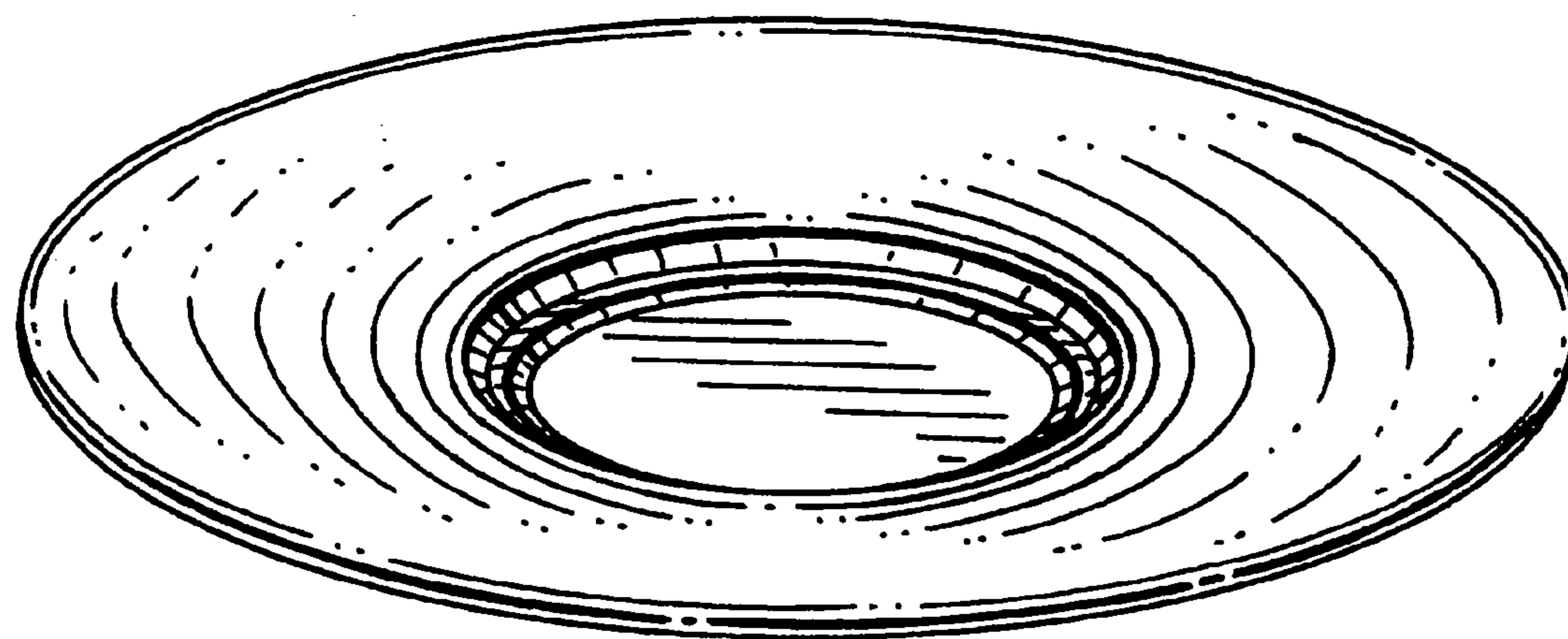


FIG. 3




FIG. 4




FIG. 5




FIG. 6




FIG. 7