

US00D608586S

(12) **United States Design Patent**
Baacke et al.

(10) **Patent No.:** **US D608,586 S**
(45) **Date of Patent:** **** Jan. 26, 2010**

(54) **OVEN**

(75) Inventors: **Sven Baacke**, Munich (DE);
Hermann-Reinhard Segers, Munich
(DE)

(73) Assignee: **BSH Bosch und Siemens Hausgeraete GmbH**, Munich (DE)

(**) Term: **14 Years**

(21) Appl. No.: **29/285,902**

(22) Filed: **Apr. 16, 2007**

(51) **LOC (9) Cl.** **07-02**

(52) **U.S. Cl.** **D7/402**

(58) **Field of Classification Search** D7/350.1–350.4,
D7/351, 402, 405; 126/19 M, 275 R, 275 E,
126/21 A; 219/756–758, 386–387
See application file for complete search history.

(56) **References Cited**

U.S. PATENT DOCUMENTS

- D225,578 S * 12/1972 Miyake D7/351
- D226,990 S * 5/1973 Wolfe et al. D7/351
- D234,667 S * 4/1975 Linder D7/351

- D235,126 S * 5/1975 Binzer et al. D7/351
- D242,420 S * 11/1976 Ura et al. D7/351
- D297,800 S * 9/1988 Feil et al. D7/351
- D370,824 S * 6/1996 Kim D7/351
- D413,758 S * 9/1999 Hessen et al. D7/351
- D532,645 S * 11/2006 Lee D7/351

* cited by examiner

Primary Examiner—Ruth McInroy

(74) *Attorney, Agent, or Firm*—James E. Howard; Andre Pallaples

(57) **CLAIM**

We claim the ornamental design for an oven, as shown and described.

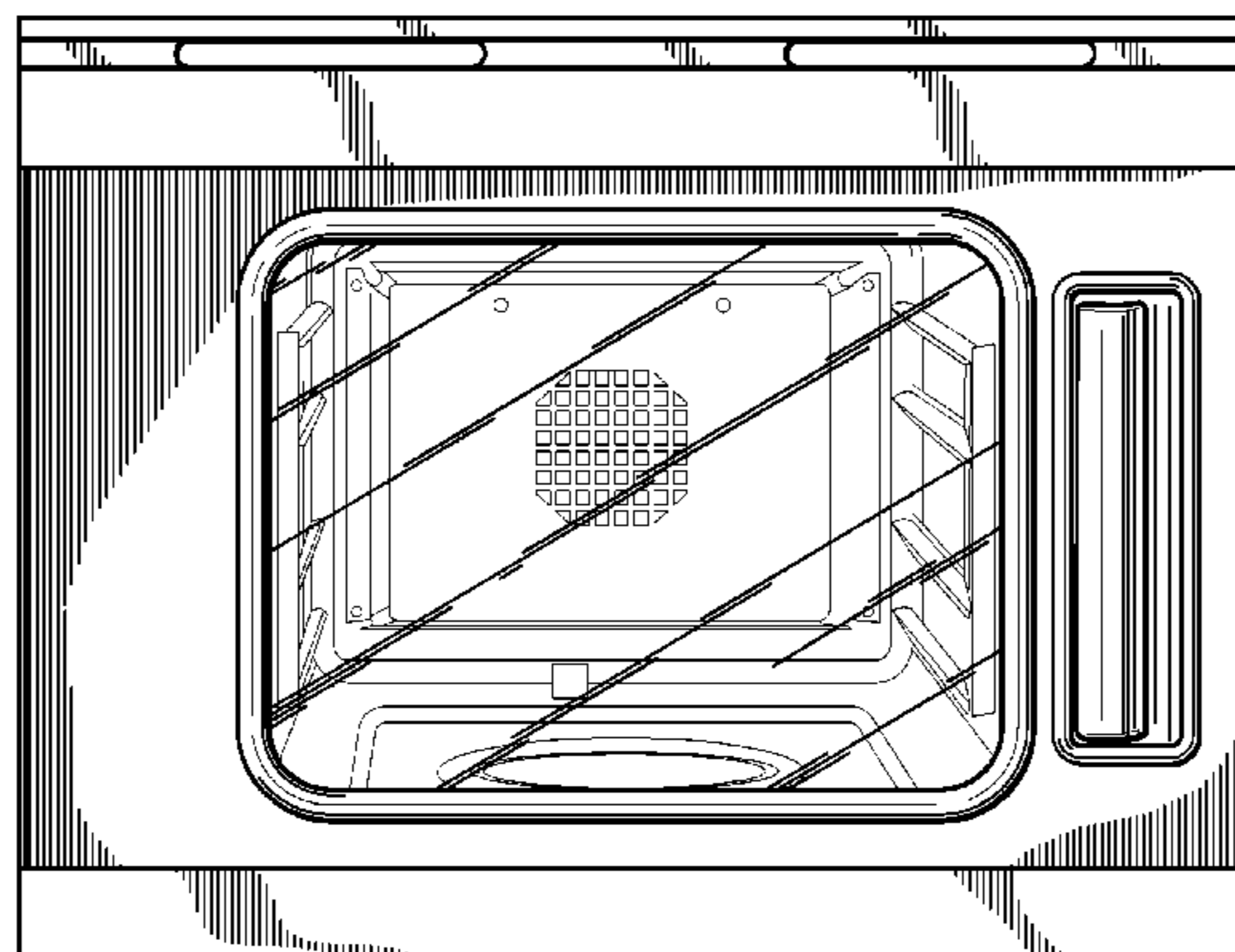
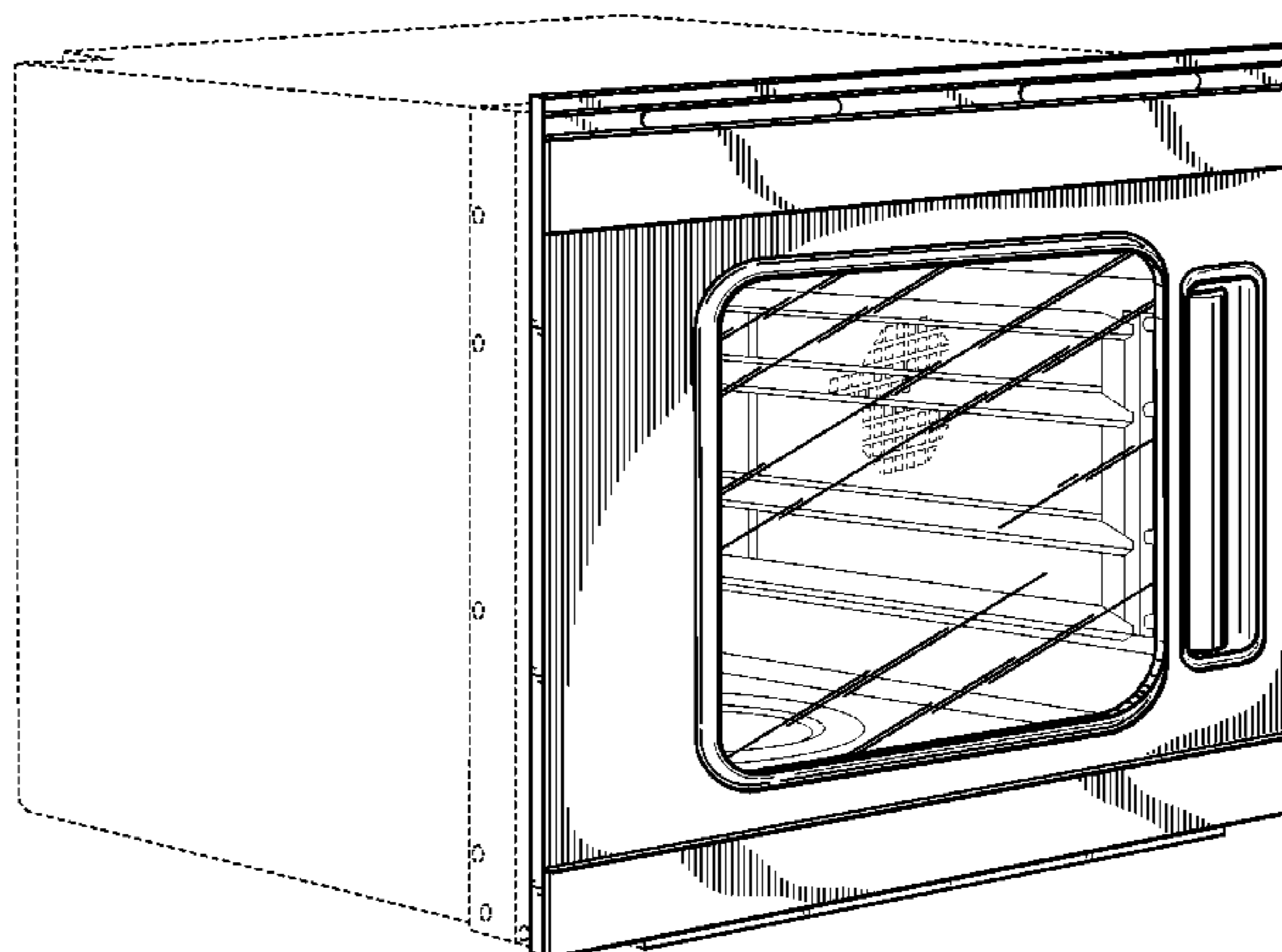
DESCRIPTION

FIG. 1 is a perspective view of an oven showing our ornamental design; and,

FIG. 2 is a front elevation view thereof.

Where included, broken lines showing environment or structure are for illustrative purposes only and form no part of the claimed design.

1 Claim, 2 Drawing Sheets



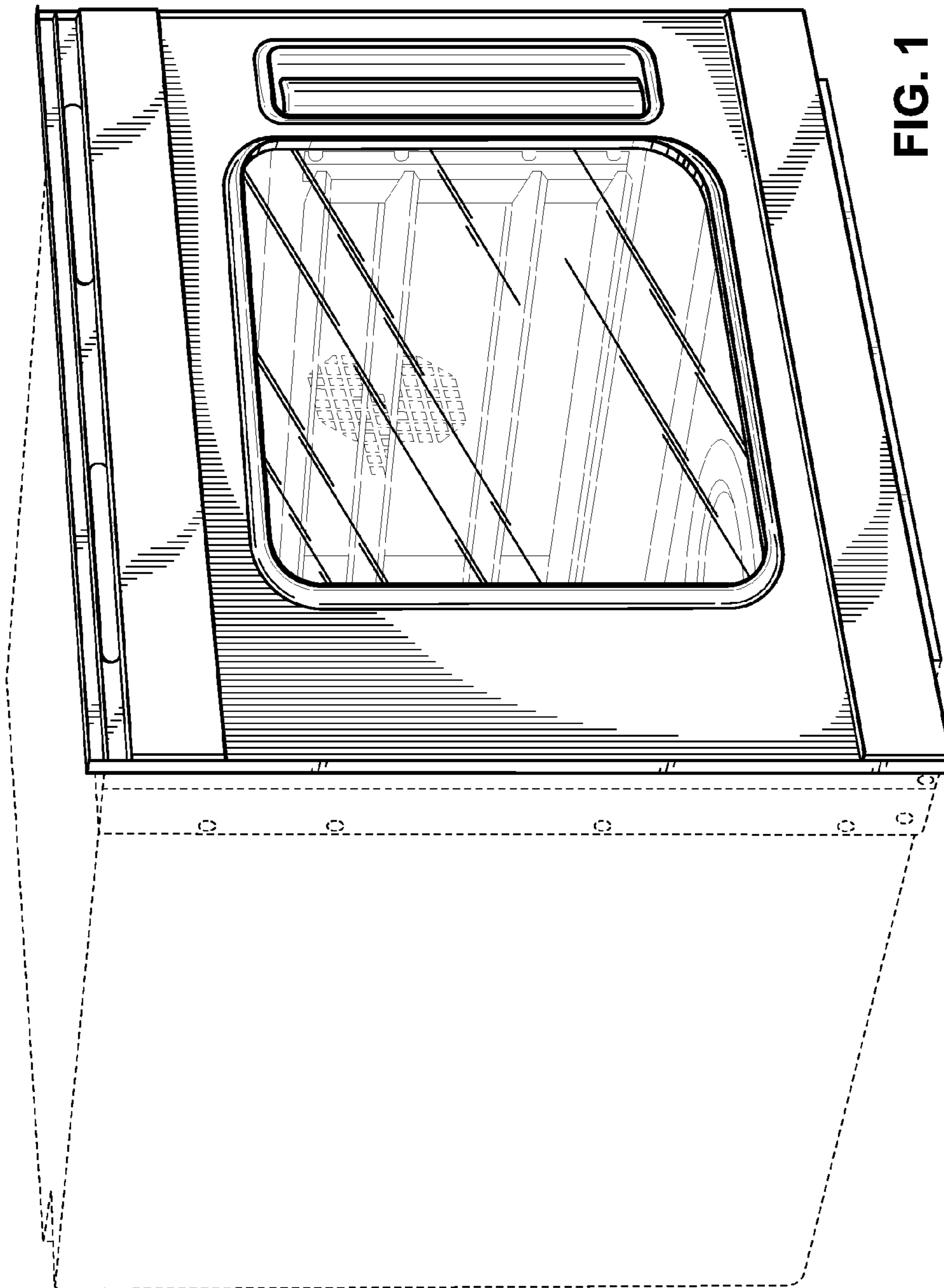


FIG. 1

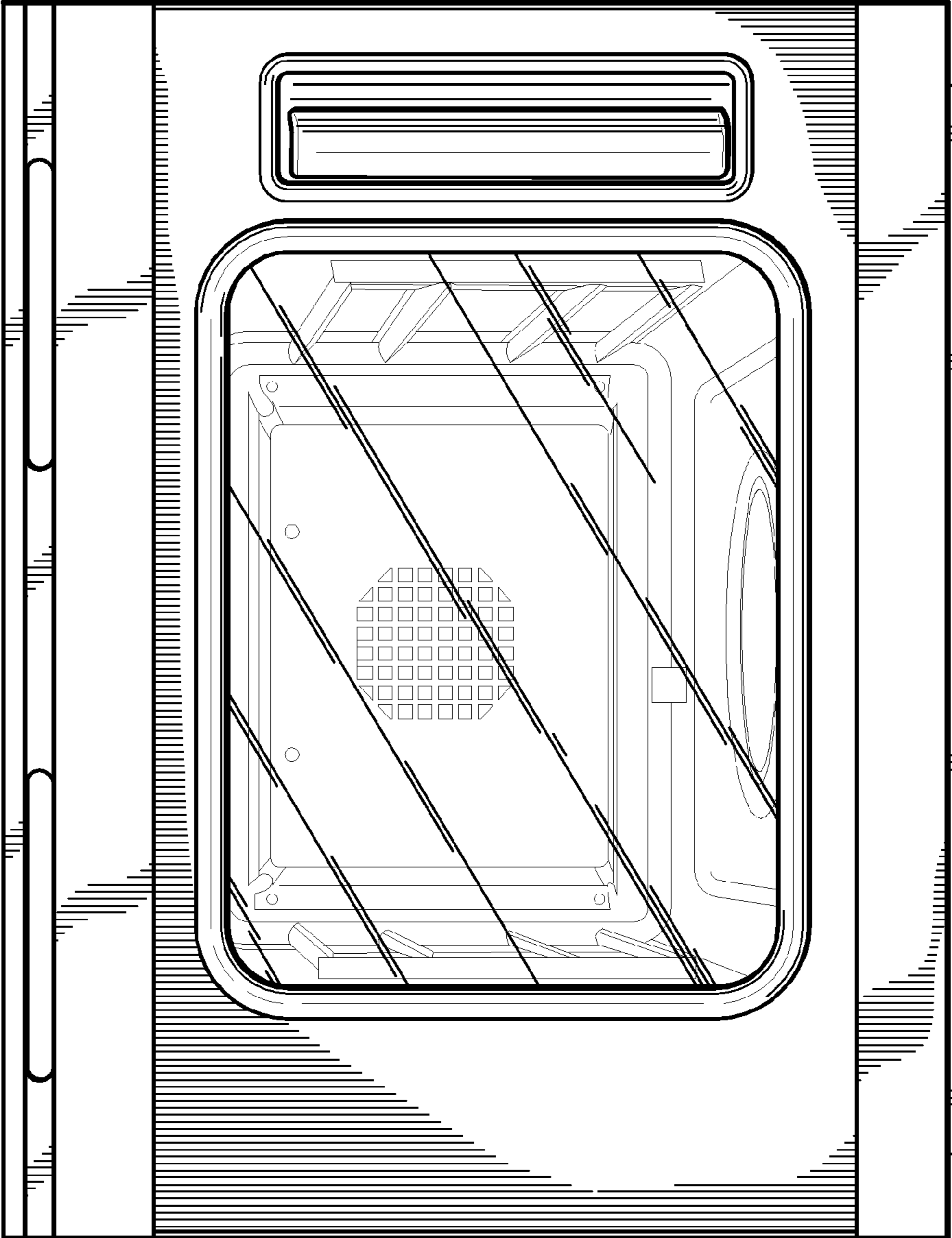


FIG. 2