



US00D608550S

(12) **United States Design Patent**  
**Sollberger et al.**

(10) **Patent No.:** **US D608,550 S**

(45) **Date of Patent:** **\*\* Jan. 26, 2010**

(54) **COLLAPSIBLE SEAT**

(75) Inventors: **Simon Sollberger**, Laguna Beach, CA (US); **Yuri Pokrishevsky**, Santa Monica, CA (US)

(73) Assignee: **Pyramat, LLC**, Cerritos, CA (US)

(\*\*) Term: **14 Years**

(21) Appl. No.: **29/272,767**

(22) Filed: **Feb. 16, 2007**

(51) **LOC (9) Cl.** ..... **06-01**

(52) **U.S. Cl.** ..... **D6/335**

(58) **Field of Classification Search** ..... D6/334,  
D6/335, 349, 353, 368, 371, 377, 381, 382,  
D6/383, 500–503, 361; 297/16.1, 16.2, 34,  
297/42, 44, 63, 232, 233, 350, 351, 353,  
297/354.1, 445.1, 448.1, 448.2, 378.1, 378.11,  
297/378.12, 378.13; 5/12.1, 12.2, 174; D3/321,  
D3/315, 216, 217, 224

See application file for complete search history.

(56) **References Cited**

**U.S. PATENT DOCUMENTS**

1,944,335	A *	1/1934	Van Wyck	.....	248/439
D113,852	S *	3/1939	Pharo	.....	D6/368
2,239,669	A *	4/1941	Blake	.....	297/183.5
2,593,319	A *	4/1952	Levitin et al.	.....	5/657
D167,514	S *	8/1952	Hicks	.....	D6/335
3,032,916	A *	5/1962	Oakes	.....	108/41
3,120,406	A *	2/1964	Shelton	.....	297/452.43
3,188,142	A *	6/1965	Probst	.....	297/452.52
3,419,309	A *	12/1968	Smith	.....	297/452.41
3,560,047	A *	2/1971	Davis	.....	297/188.08
D241,486	S *	9/1976	Rodriguez	.....	D6/374

4,045,080	A *	8/1977	Barecki et al.	.....	297/283.2
4,597,605	A *	7/1986	Gilbert	.....	297/228.1
D293,282	S *	12/1987	Ashford	.....	D6/368
D293,868	S *	1/1988	Paletta et al.	.....	D6/596

(Continued)

*Primary Examiner*—Sandra Snapp

(74) *Attorney, Agent, or Firm*—Knobbe, Martens, Olson & Bear, LLP

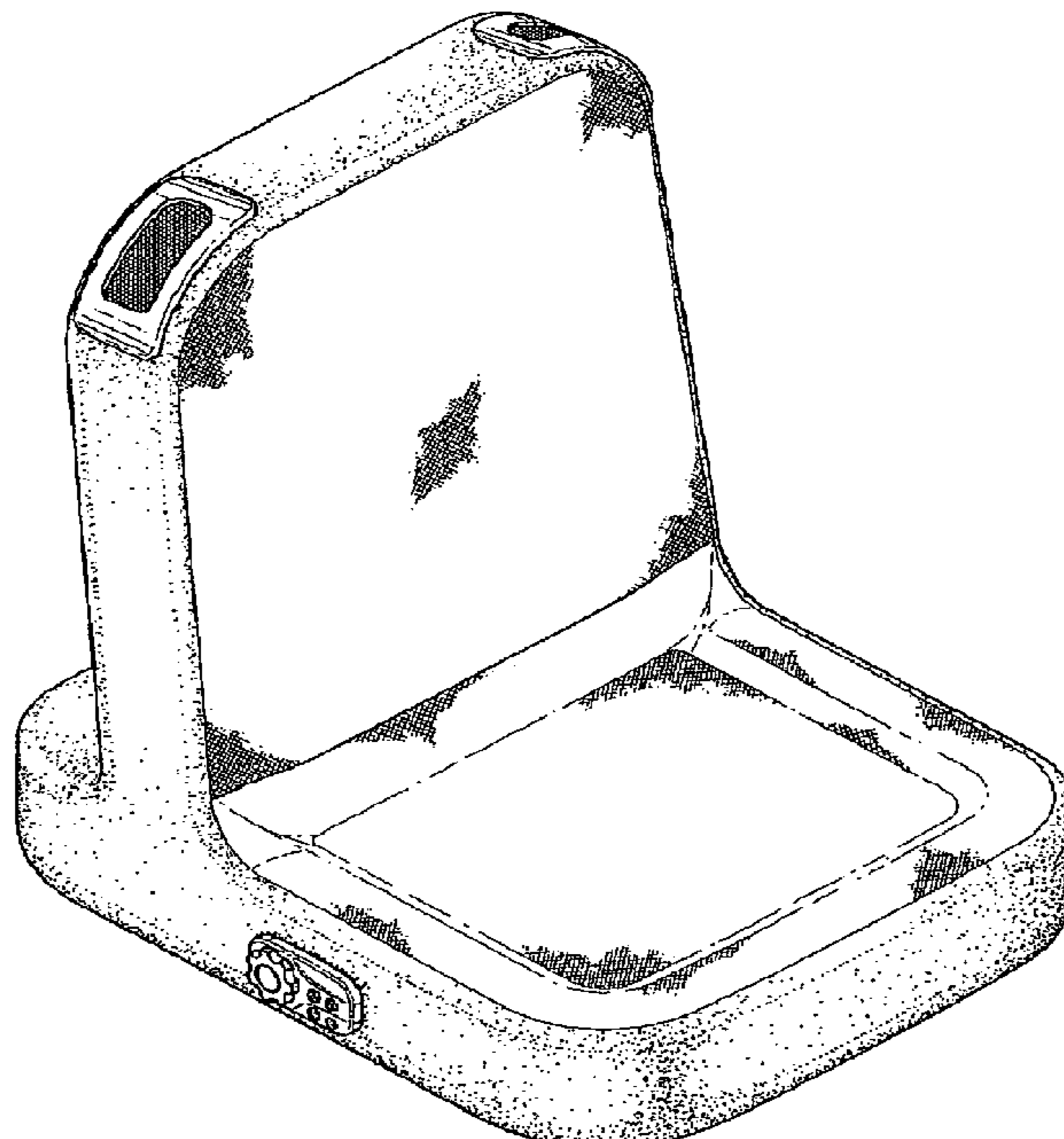
(57) **CLAIM**

The ornamental design for a collapsible seat, as shown and described.

**DESCRIPTION**

FIG. 1 is a perspective view of a collapsible seat;  
 FIG. 2 is a front view of the design of FIG. 1;  
 FIG. 3 is a rear view of the design of FIG. 1;  
 FIG. 4 is a top view of the design of FIG. 1;  
 FIG. 5 is a bottom view of the design of FIG. 1;  
 FIG. 6 is a left side view of the design of FIG. 1;  
 FIG. 7 is a right side view of the design of FIG. 1;  
 FIG. 8 is a view of the collapsible seat of FIG. 1 in a closed position;  
 FIG. 9 is a front view of the design of FIG. 8;  
 FIG. 10 is a rear view of the design of FIG. 8;  
 FIG. 11 is a top view of the design of FIG. 8;  
 FIG. 12 is a bottom view of the design of FIG. 8;  
 FIG. 13 is a left side view of the design of FIG. 8; and,  
 FIG. 14 is a right side view of the design of FIG. 8.

**1 Claim, 8 Drawing Sheets**



# US D608,550 S

Page 2

## U.S. PATENT DOCUMENTS

D298,089	S	*	10/1988	Yamasaki	.....	D6/368			
4,824,171	A	*	4/1989	Hollingsworth	.....	297/351			
4,843,662	A	*	7/1989	Handelman	.....	5/653			
D306,543	S	*	3/1990	Pestuglicci et al.	.....	D6/601			
D312,741	S	*	12/1990	Treadwell	.....	D6/601			
D318,179	S	*	7/1991	Akins	.....	D4/115			
D329,148	S	*	9/1992	Hwang et al.	.....	D6/368			
D330,639	S	*	11/1992	Munro et al.	.....	D6/335			
D335,035	S	*	4/1993	Floyd	.....	D6/361			
D335,073	S	*	4/1993	Anthony et al.	.....	D8/68			
D337,445	S	*	7/1993	Sando	.....	D6/368			
D343,525	S	*	1/1994	Wright	.....	D6/368			
D349,194	S	*	8/1994	Hollis	.....	D6/368			
D360,308	S	*	7/1995	Smith et al.	.....	D6/333			
D360,768	S	*	8/1995	Hwang et al.	.....	D6/368			
D366,800	S	*	2/1996	Moore, Jr.	.....	D6/601			
D373,475	S	*	9/1996	Sullivan	.....	D6/335			
D377,574	S	*	1/1997	Mades	.....	D6/601			
5,658,047	A	*	8/1997	Ratza et al.	.....	297/378.14			
6,015,190	A	*	1/2000	Wend	.....	297/378.1			
D448,942	S	*	10/2001	Mourgue	.....	D6/375			
D513,131	S	*	12/2005	Nelson	.....	D6/335			
7,128,369	B2	*	10/2006	Boggs et al.	.....	297/188.08			
D548,987	S	*	8/2007	McNae	.....	D6/344			
D558,470	S	*	1/2008	Williams et al.	.....	D6/335			
D573,379	S	*	7/2008	Muller	.....	D6/502			
D591,962	S	*	5/2009	Medlock	.....	D6/335			

\* cited by examiner

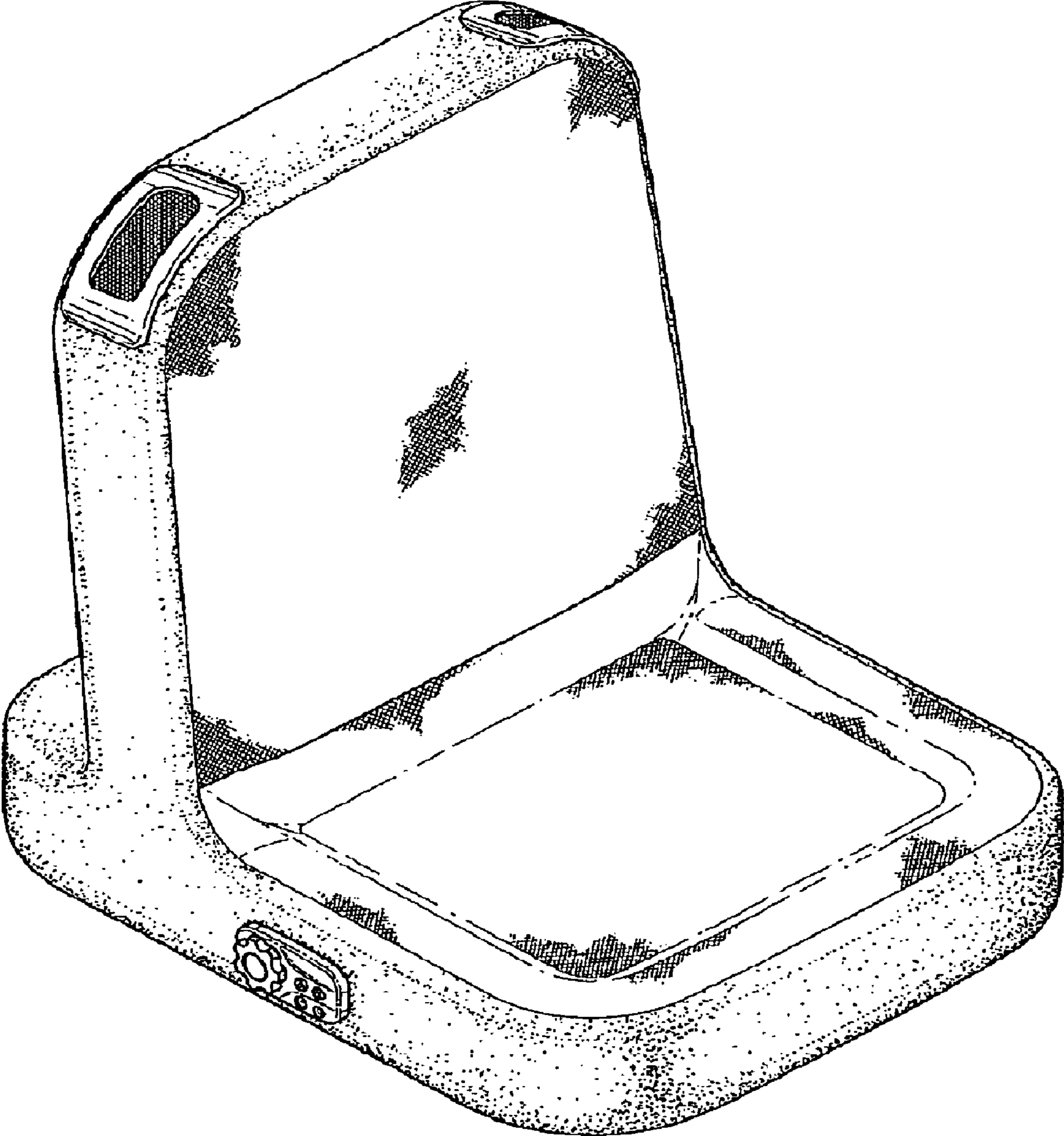


FIG. 1

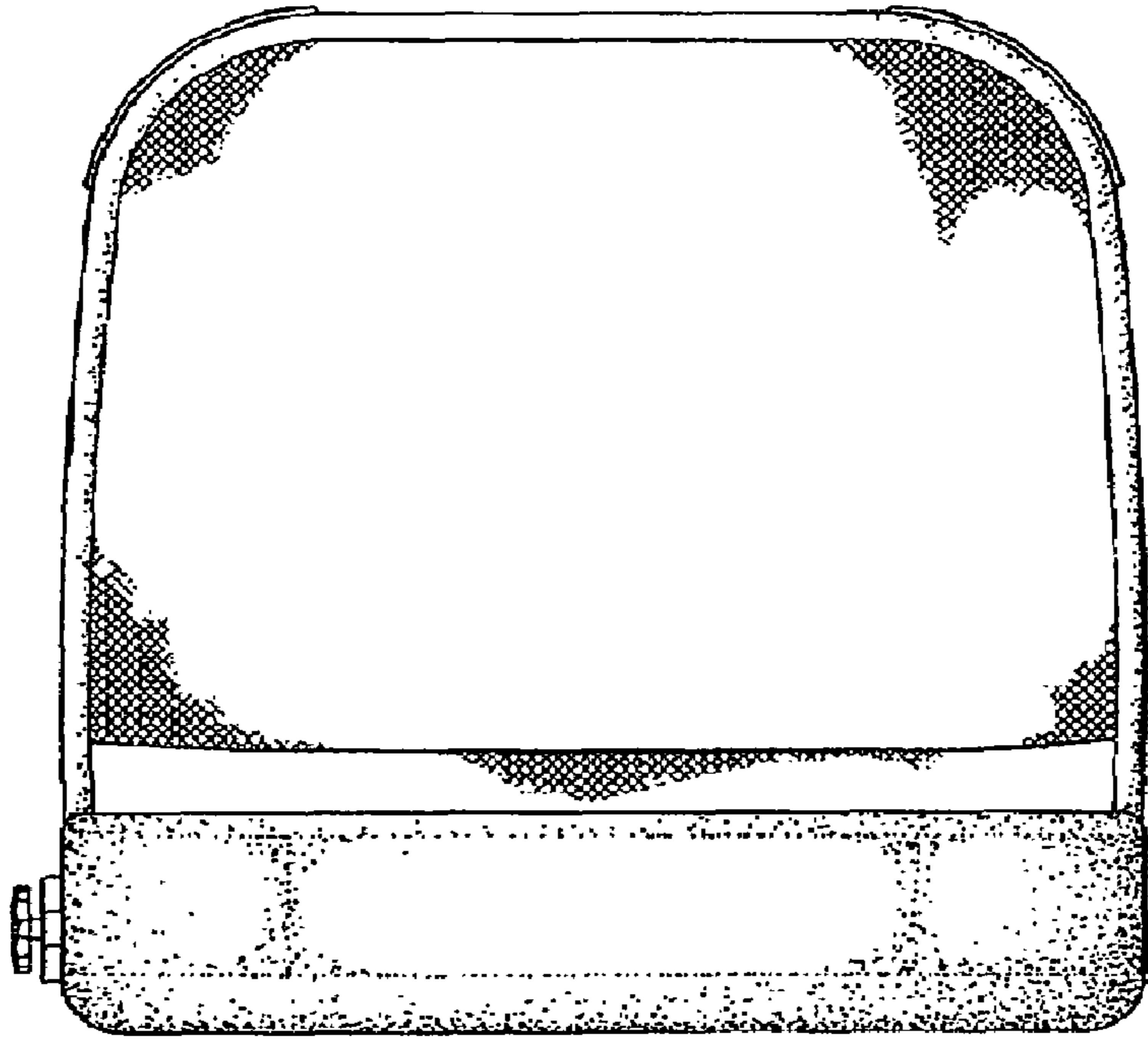


FIG. 2




FIG. 3

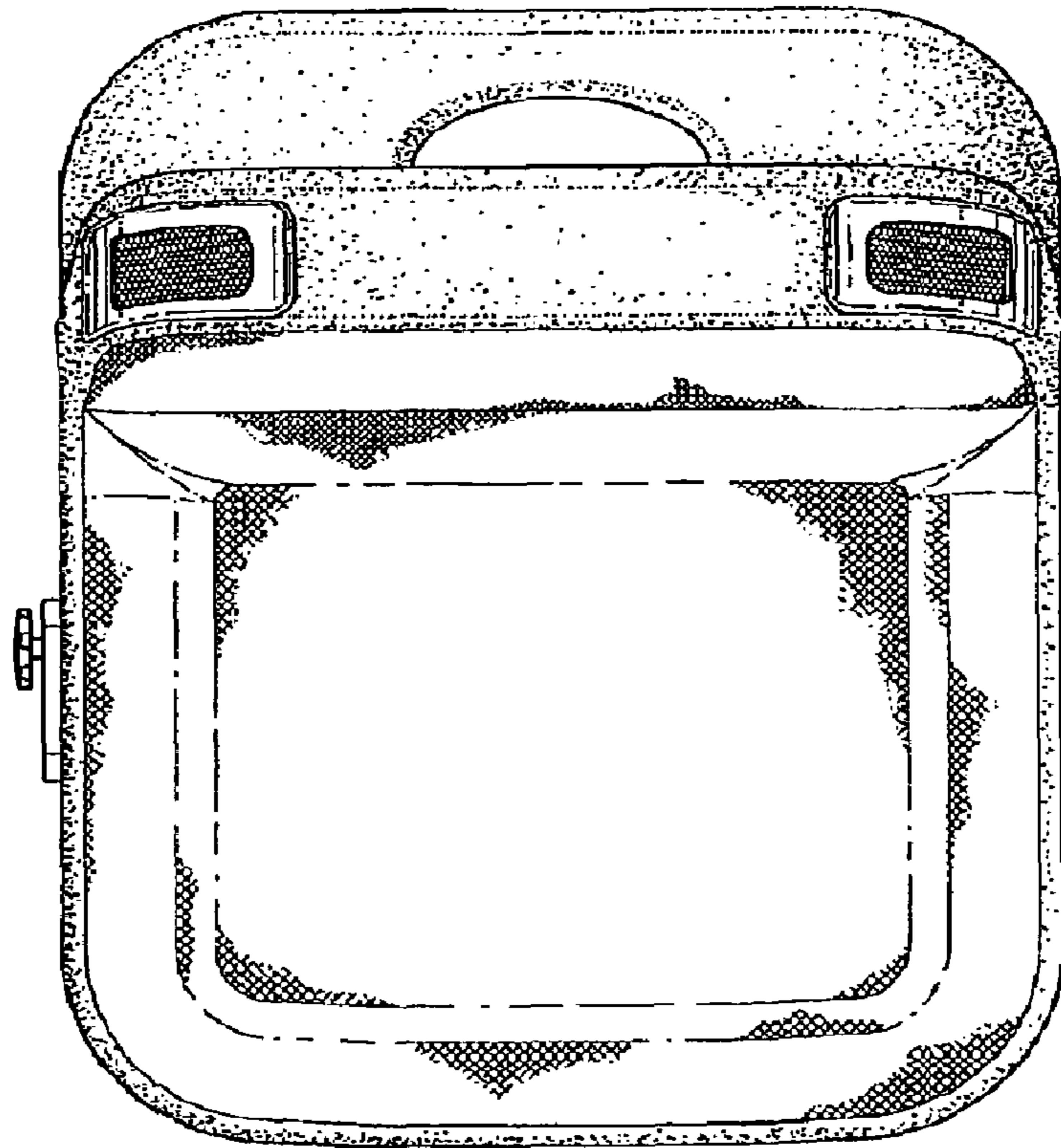


FIG. 4

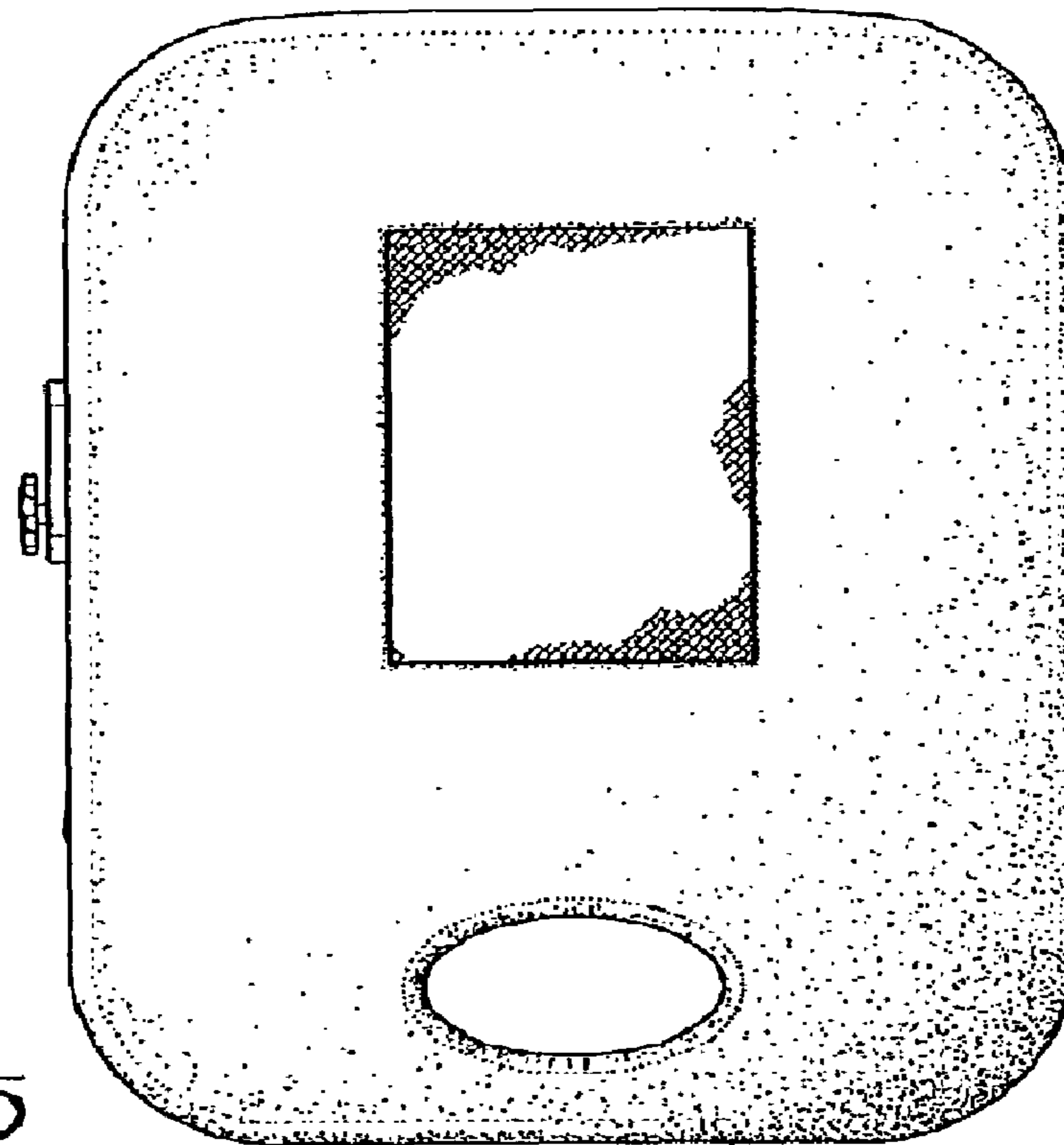


FIG. 5

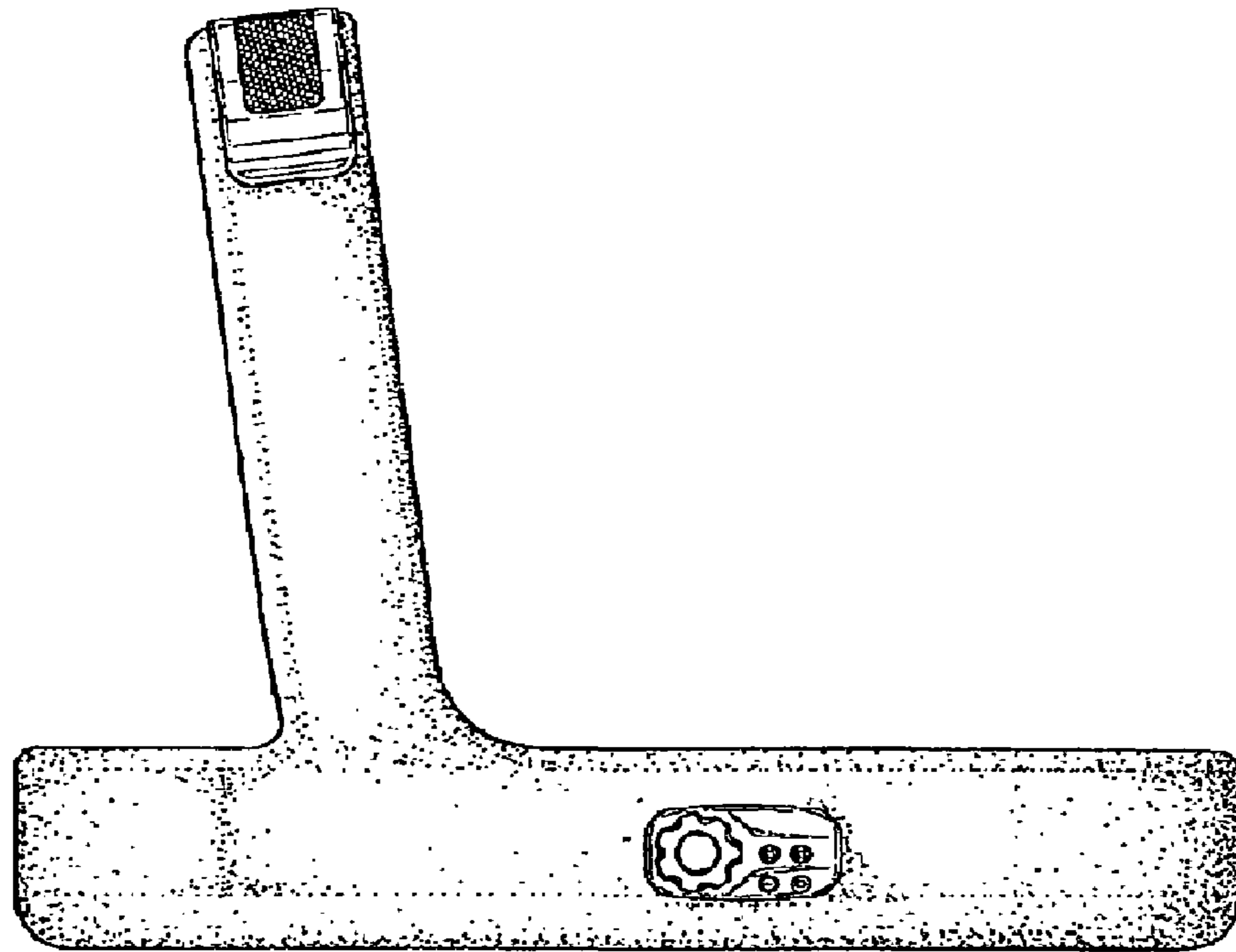


FIG. 6




FIG. 7

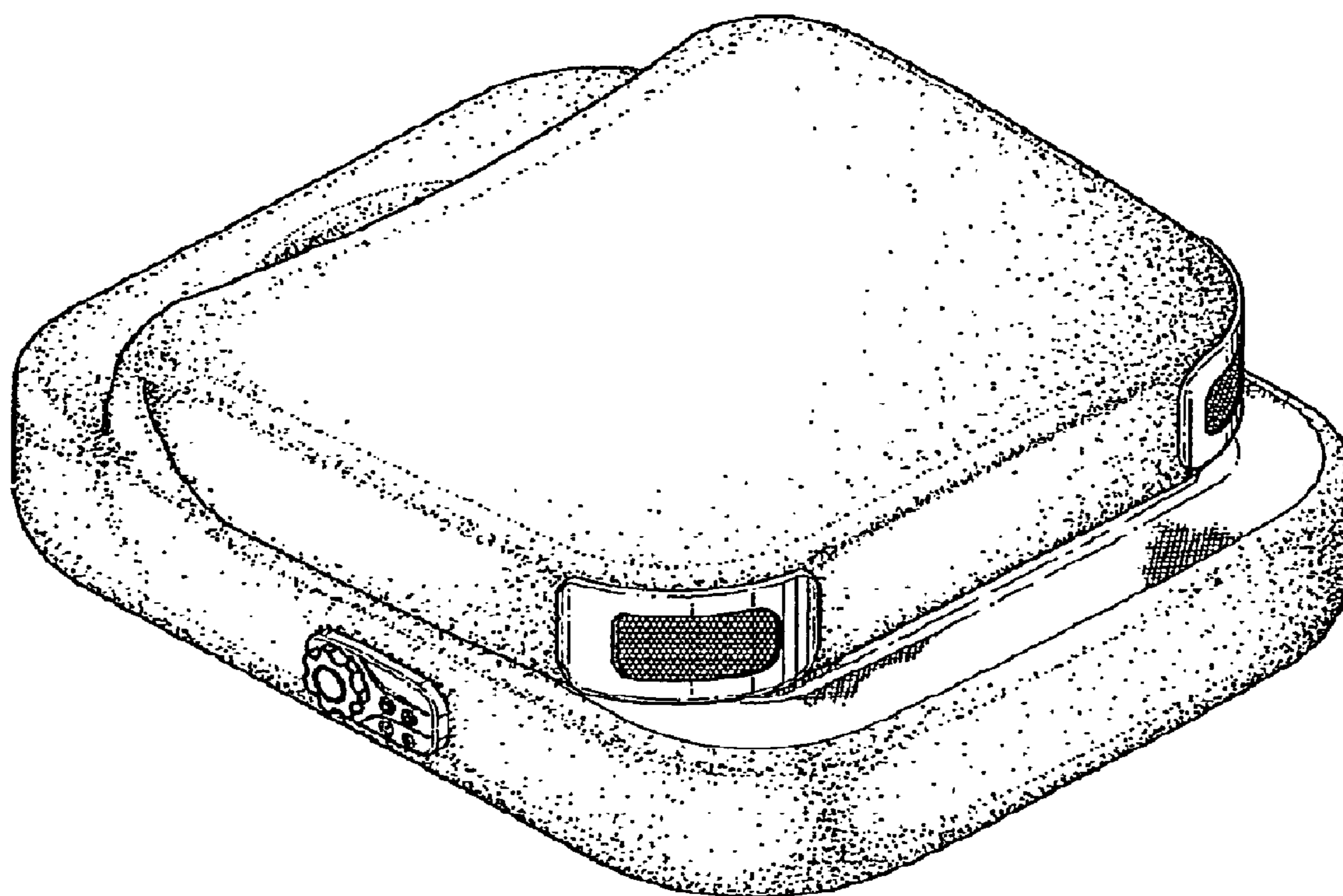


FIG. 8




FIG. 9




FIG. 10



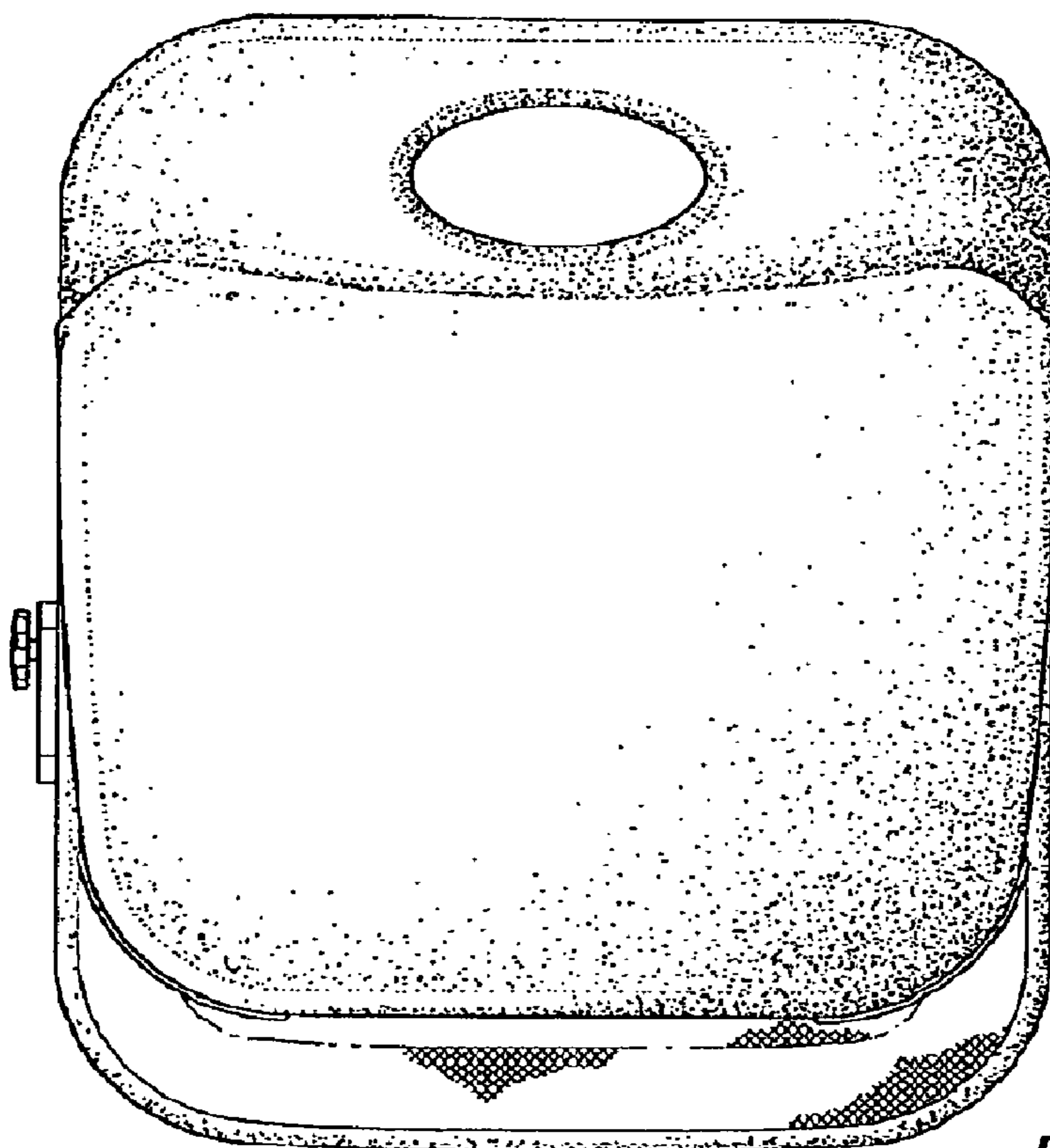


FIG. 11

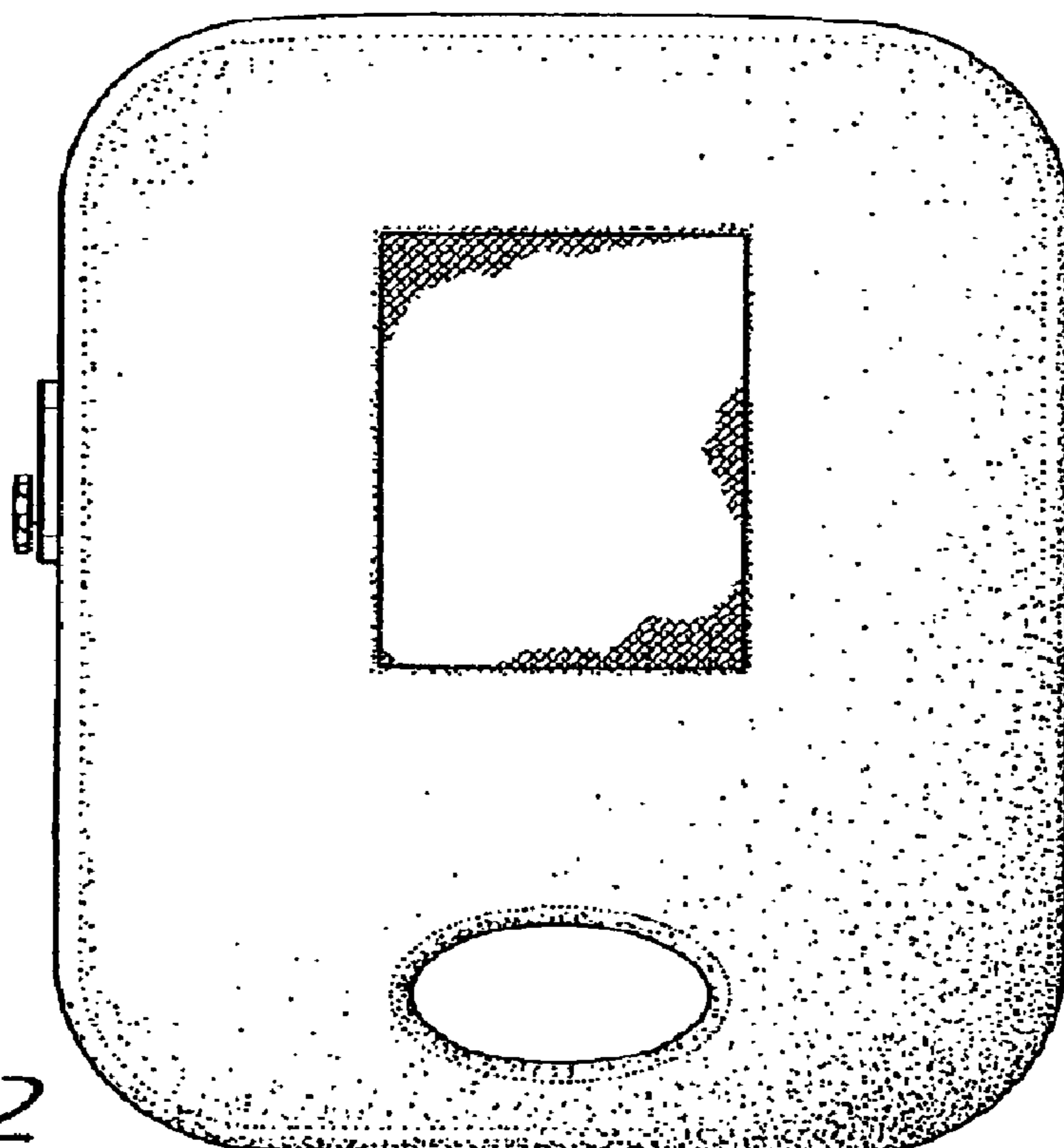


FIG. 12

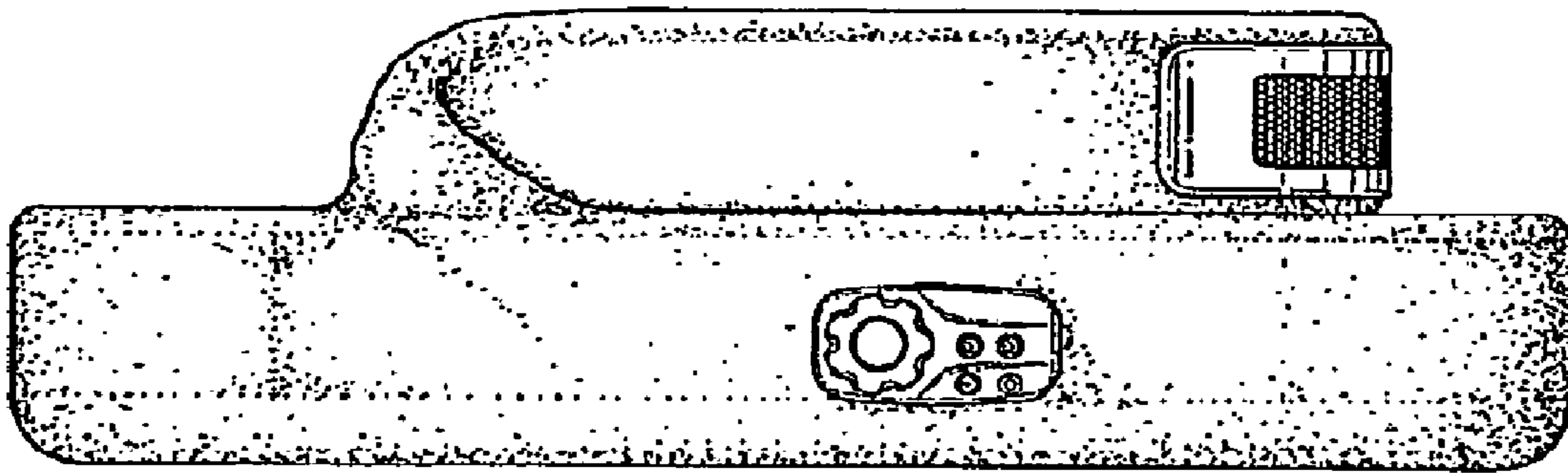


FIG. 13




FIG. 14