



US00D608539S

(12) **United States Design Patent**
Roundhouse

(10) **Patent No.:** **US D608,539 S**

(45) **Date of Patent:** **** Jan. 26, 2010**

(54) **BOOT UPPER**

(75) Inventor: **Mike Roundhouse**, Lancaster, OH (US)

(73) Assignee: **Rocky Brands, Inc.**, Nelsonville, OH (US)

(**) Term: **14 Years**

(21) Appl. No.: **29/338,006**

(22) Filed: **Jun. 3, 2009**

(51) **LOC (9) Cl.** **02-99**

(52) **U.S. Cl.** **D2/970; D2/910**

(58) **Field of Classification Search** D2/896-900,
D2/902, 909-912, 944, 969, 972-974; 36/45,
36/11.5, 8.1, 77 M, 77 R, 83, 127, 113, 114,
36/115

See application file for complete search history.

(56) **References Cited**

U.S. PATENT DOCUMENTS

D366,141 S *	1/1996	von Conta	D2/970
D385,991 S *	11/1997	Brooks et al.	D2/970
D420,212 S *	2/2000	Duclos et al.	D2/970
D422,783 S *	4/2000	Brooks et al.	D2/970
D426,949 S *	6/2000	Barret	D2/970
D435,714 S *	1/2001	Lenas	D2/911
D436,717 S *	1/2001	Schwartz	D2/911

D437,675 S * 2/2001 Dahlsten D2/908

* cited by examiner

Primary Examiner—Stella M Reid

Assistant Examiner—Rashida C McCoy

(74) *Attorney, Agent, or Firm*—Porter, Wright, Morris & Arthur, LLP

(57) **CLAIM**

The ornamental design for a boot upper, as shown and described.

DESCRIPTION

FIG. 1 is a perspective view of a boot upper according to my new design;

FIG. 2 is a left side elevational view thereof;

FIG. 3 is a right side elevational view thereof;

FIG. 4 is a front elevational view thereof;

FIG. 5 is a rear elevational view thereof; and,

FIG. 6 is a top plan view thereof.

All of the dashed lines in FIGS. 1 to 6 are included for the purpose of illustrating stitching and form a part of the claimed design. All of the phantom lines in FIGS. 1 to 5 are included for the purpose of illustrating environmental structure and form no part of the claimed design.

1 Claim, 6 Drawing Sheets





Fig. 1

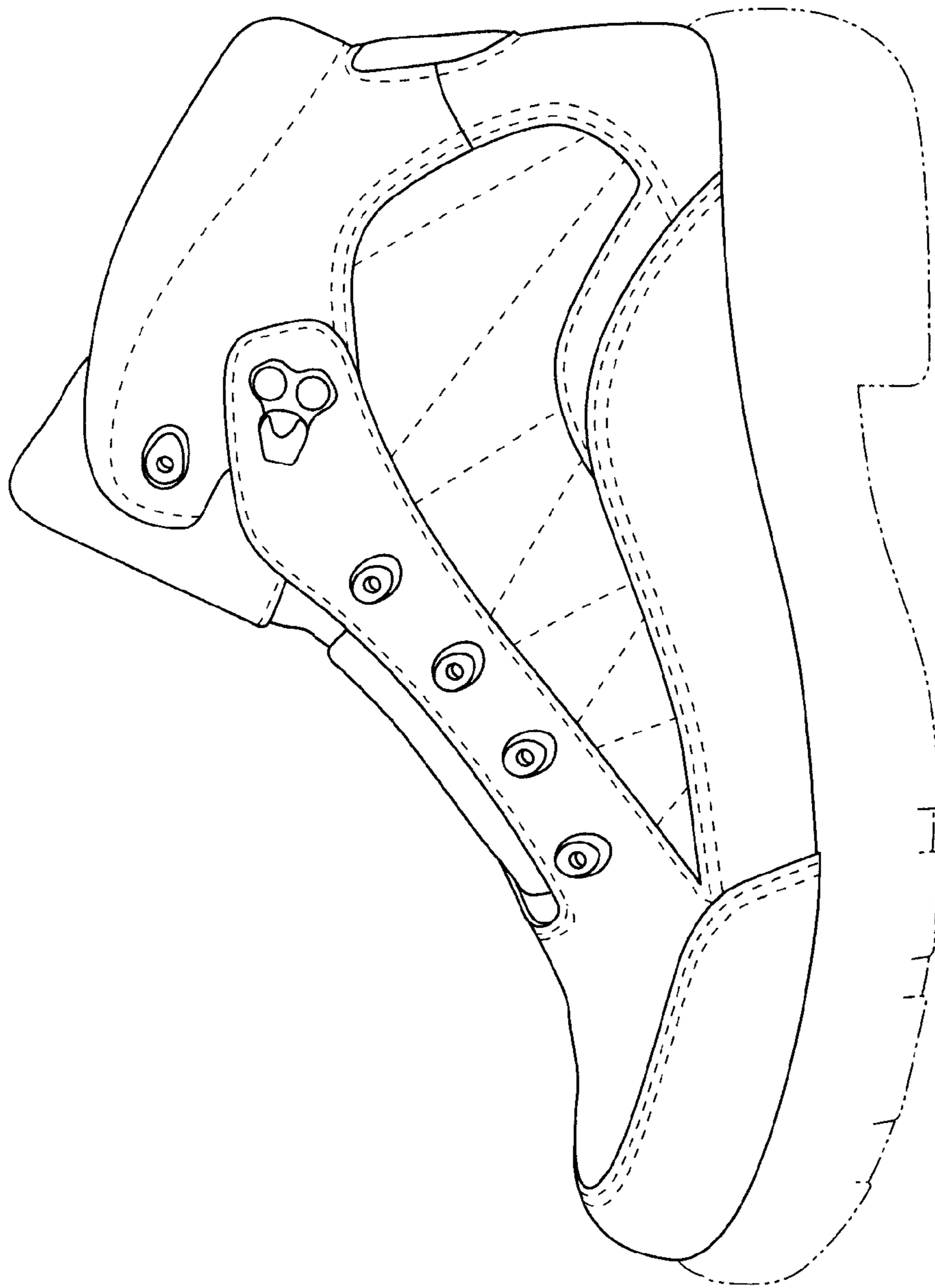


Fig. 2

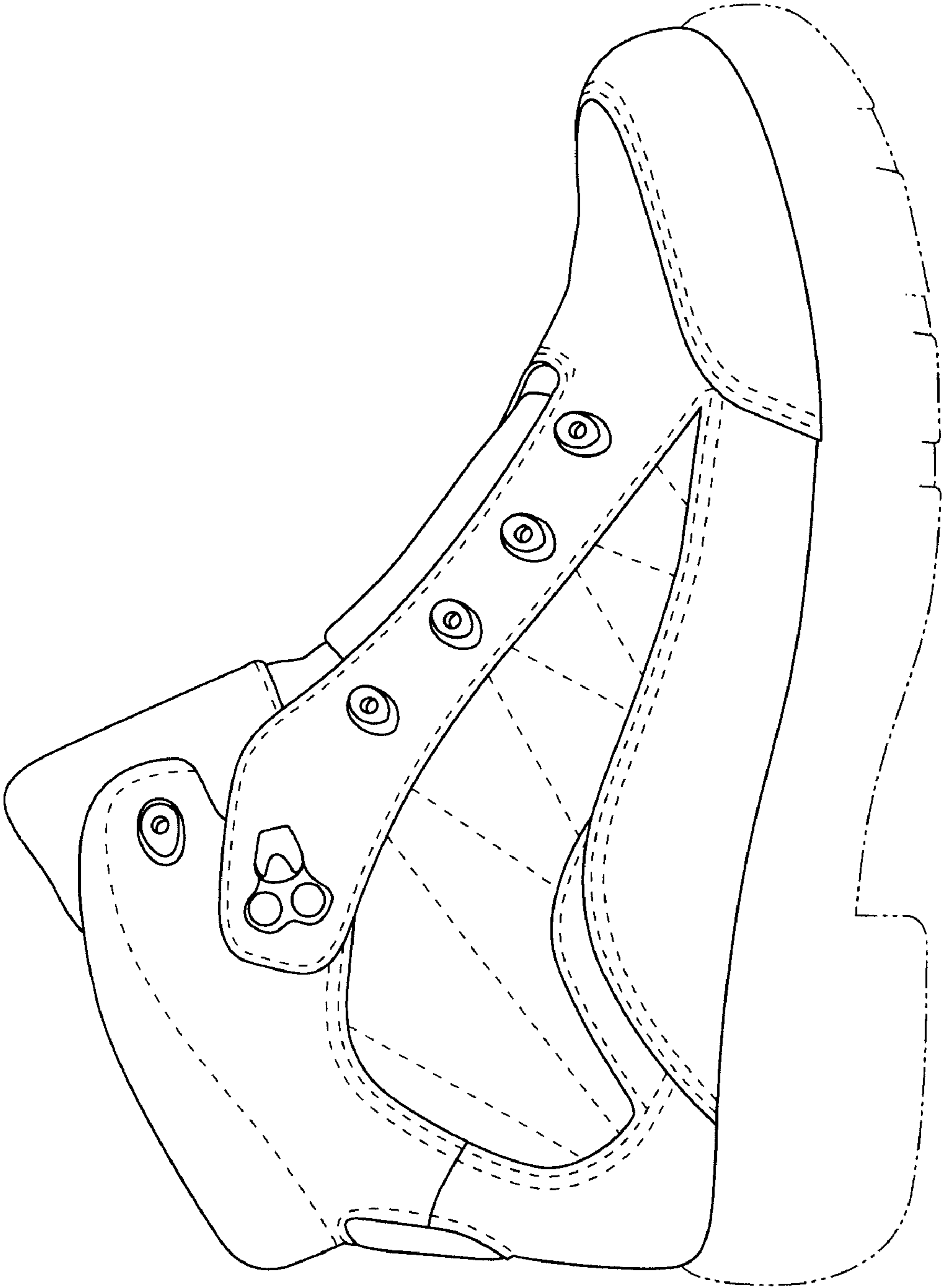


Fig. 3

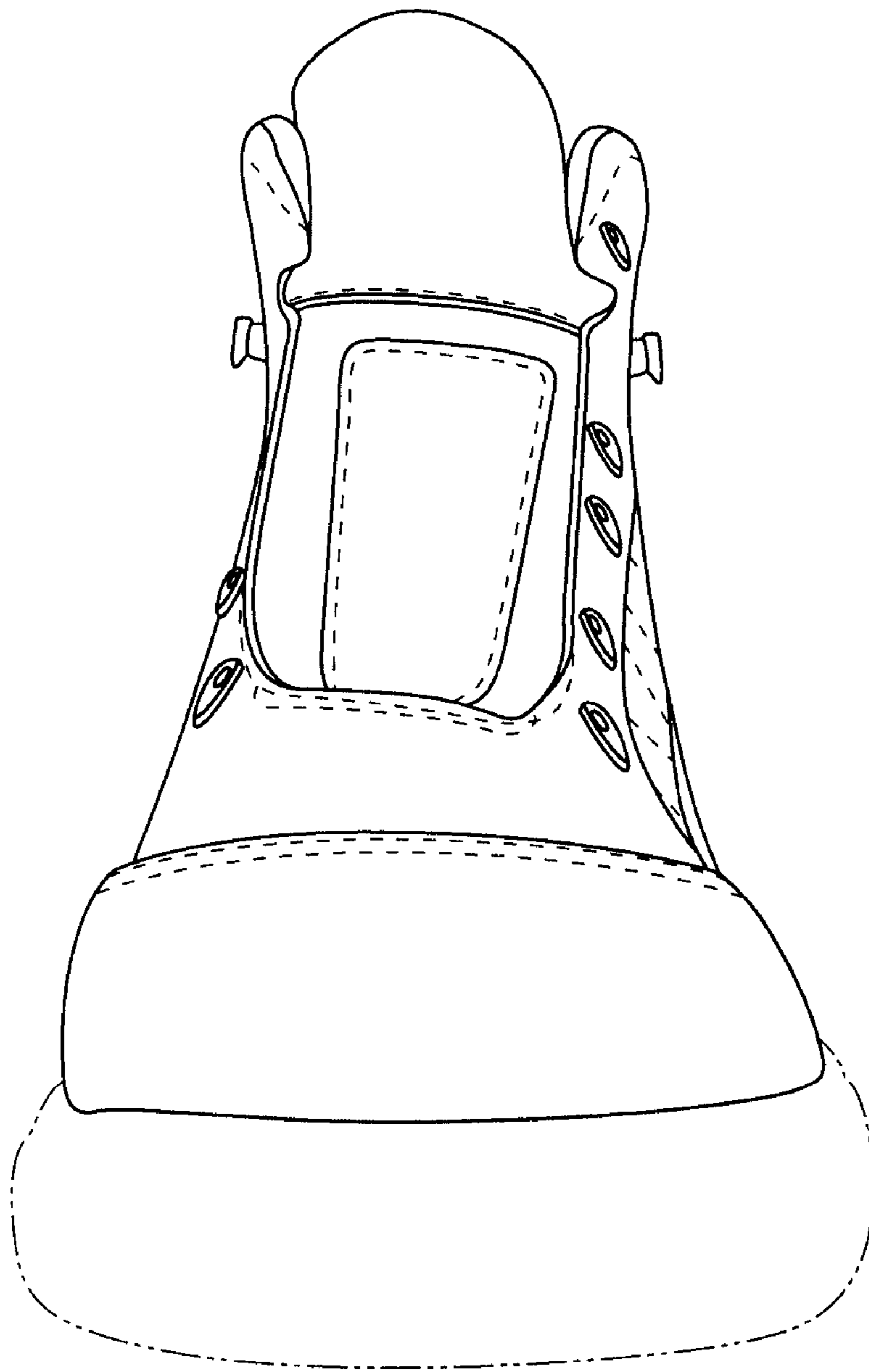


Fig. 4

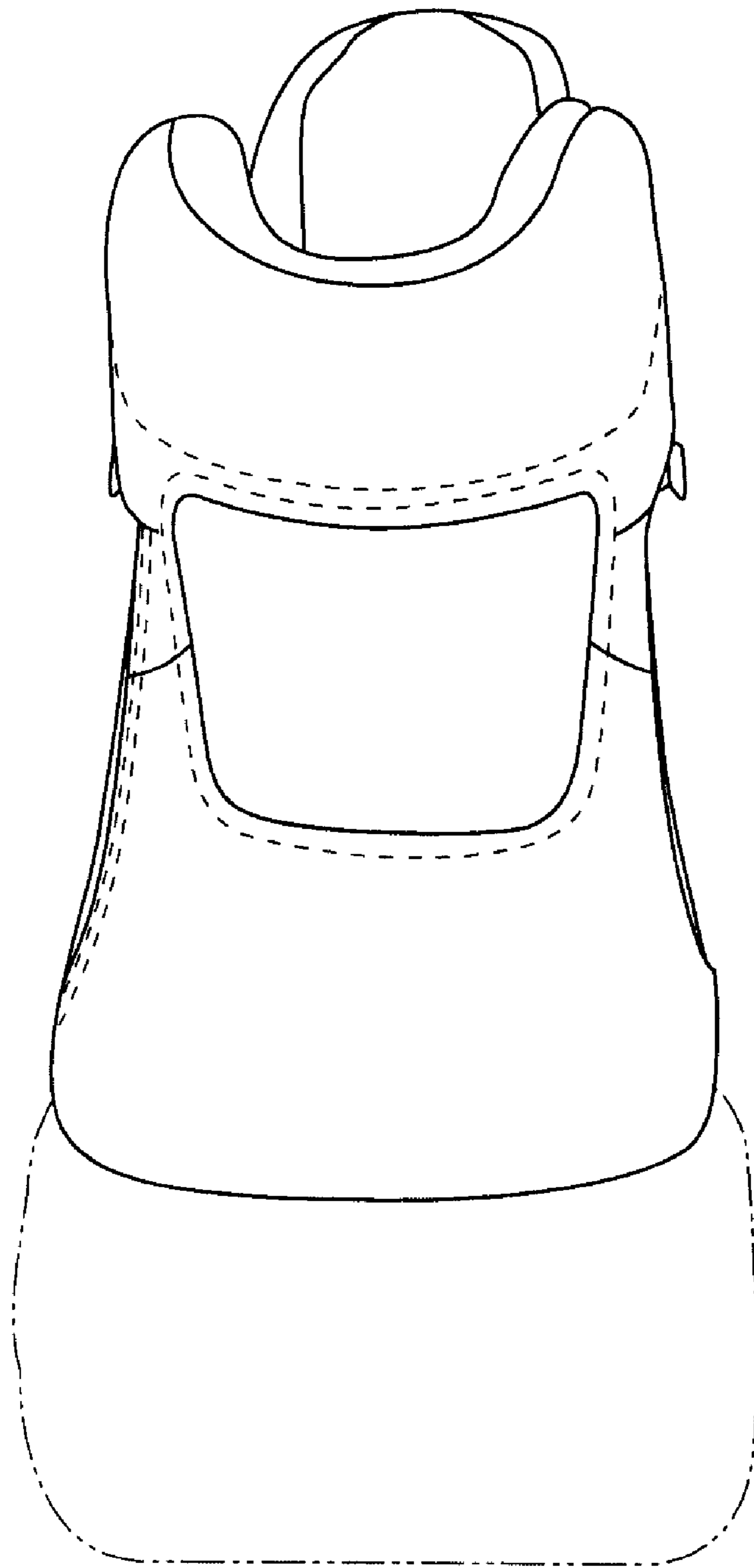


Fig. 5

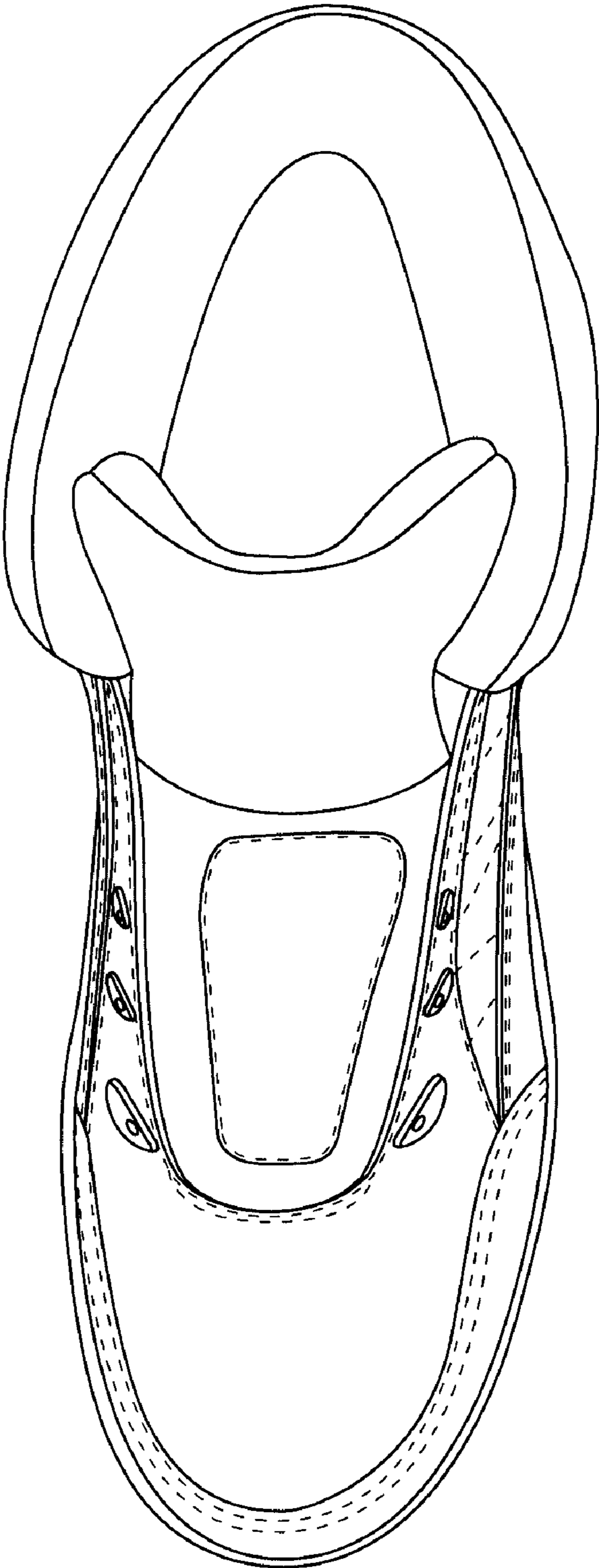


Fig. 6