



US00D608537S

(12) **United States Design Patent**
Anderson

(10) **Patent No.:** **US D608,537 S**

(45) **Date of Patent:** **** Jan. 26, 2010**

(54) **SHOE SOLE**

(75) Inventor: **Jordan Anderson**, Lancaster, OH (US)

(73) Assignee: **Rocky Brands, Inc.**, Nelsonville, OH (US)

(**) Term: **14 Years**

(21) Appl. No.: **29/335,273**

(22) Filed: **Apr. 13, 2009**

(51) **LOC (9) Cl.** **02-04**

(52) **U.S. Cl.** **D2/960; D2/951; D2/953;**
D2/957; D2/959

(58) **Field of Classification Search** D2/947,
D2/951, 952, 953, 957, 959, 960; 36/3 B,
36/22 R, 24.5, 25 R, 67 A, 59 C, 103
See application file for complete search history.

(56) **References Cited**

U.S. PATENT DOCUMENTS

D107,977 S *	1/1938	Tousley	D2/953
D122,777 S *	10/1940	Laybolt	D2/953
D146,505 S *	3/1947	Kavenagh	D2/957
D231,717 S *	6/1974	Gottlieb	D2/953
4,160,331 A *	7/1979	Bell	36/59 B
D262,581 S *	1/1982	Chevallereau	D2/908
D341,023 S *	11/1993	Frederick	D2/961
D343,726 S *	2/1994	Kawasaki	D2/960
D353,257 S *	12/1994	Kayano	D2/953
D413,012 S *	8/1999	Challant	D2/960
D433,790 S *	11/2000	Oliver	D2/957
D449,428 S *	10/2001	McClaskie	D2/957
D487,840 S *	3/2004	Hillyer	D2/960
D501,708 S *	2/2005	Andrews-Kramer	D2/960

D504,205 S *	4/2005	Andrews-Kramer	D2/960
D547,038 S *	7/2007	Nakano	D2/957
D554,840 S *	11/2007	McClaskie	D2/960
D554,841 S *	11/2007	McClaskie	D2/960
D564,192 S *	3/2008	Covatch	D2/959
D569,595 S *	5/2008	Le	D2/960
2003/0172548 A1 *	9/2003	Fuerst	36/28

* cited by examiner

Primary Examiner—Celia A Murphy

(74) *Attorney, Agent, or Firm*—Porter, Wright, Morris & Arthur, LLP

(57) **CLAIM**

The ornamental design for a shoe sole, as shown and described.

DESCRIPTION

FIG. 1 is a perspective view of a shoe sole according to my new design;

FIG. 2 is a bottom plan view thereof;

FIG. 3 is a left side view thereof;

FIG. 4 is a right side view thereof;

FIG. 5 is a front view thereof;

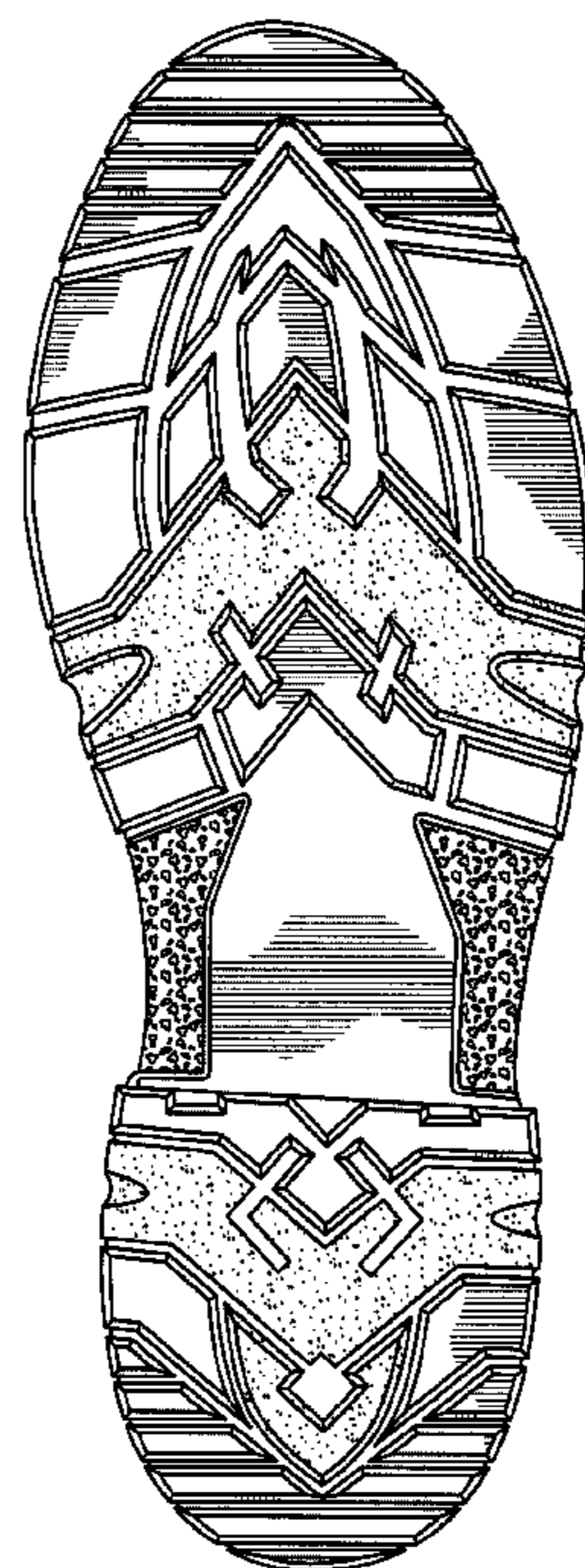
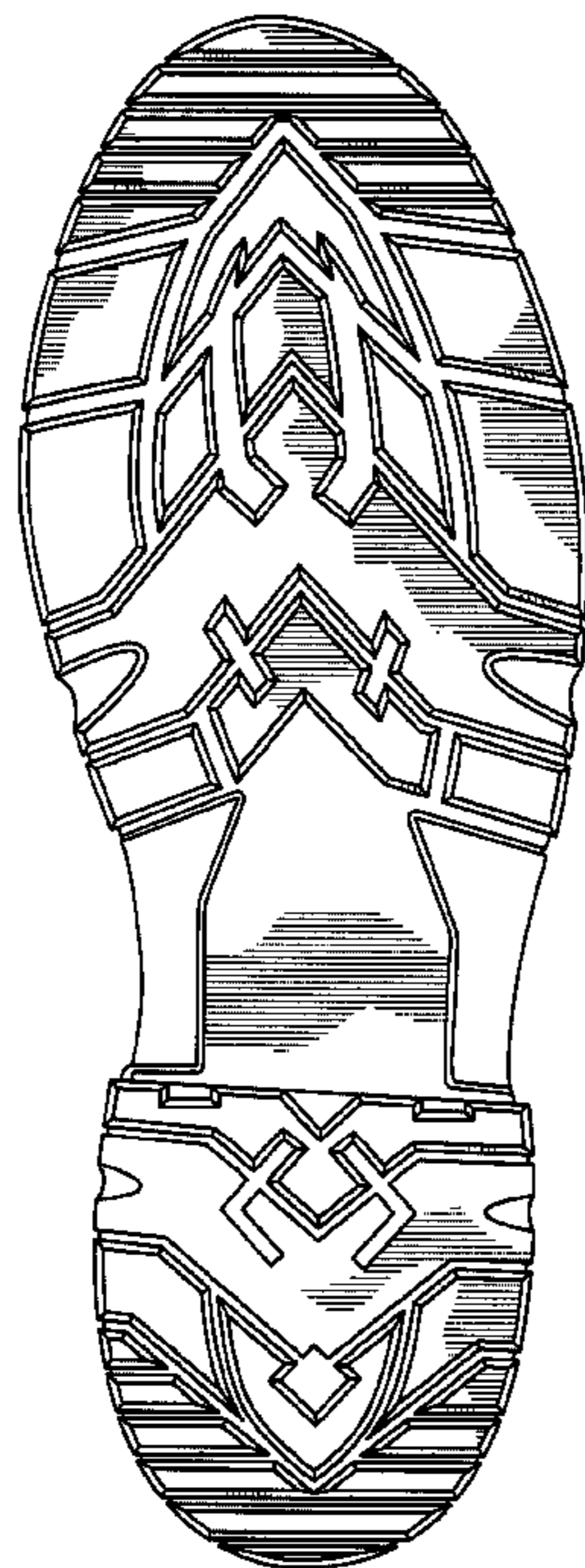
FIG. 6 is a rear view thereof;

FIG. 7 is a bottom plan view of an alternative embodiment of the shoe sole according to the present invention, the appearance of the shoe sole being identical to the first embodiment except for an indication of surface contrast;

FIG. 8 is a left side view of the alternative embodiment; and,

FIG. 9 is a right side view of the alternative embodiment.

1 Claim, 6 Drawing Sheets



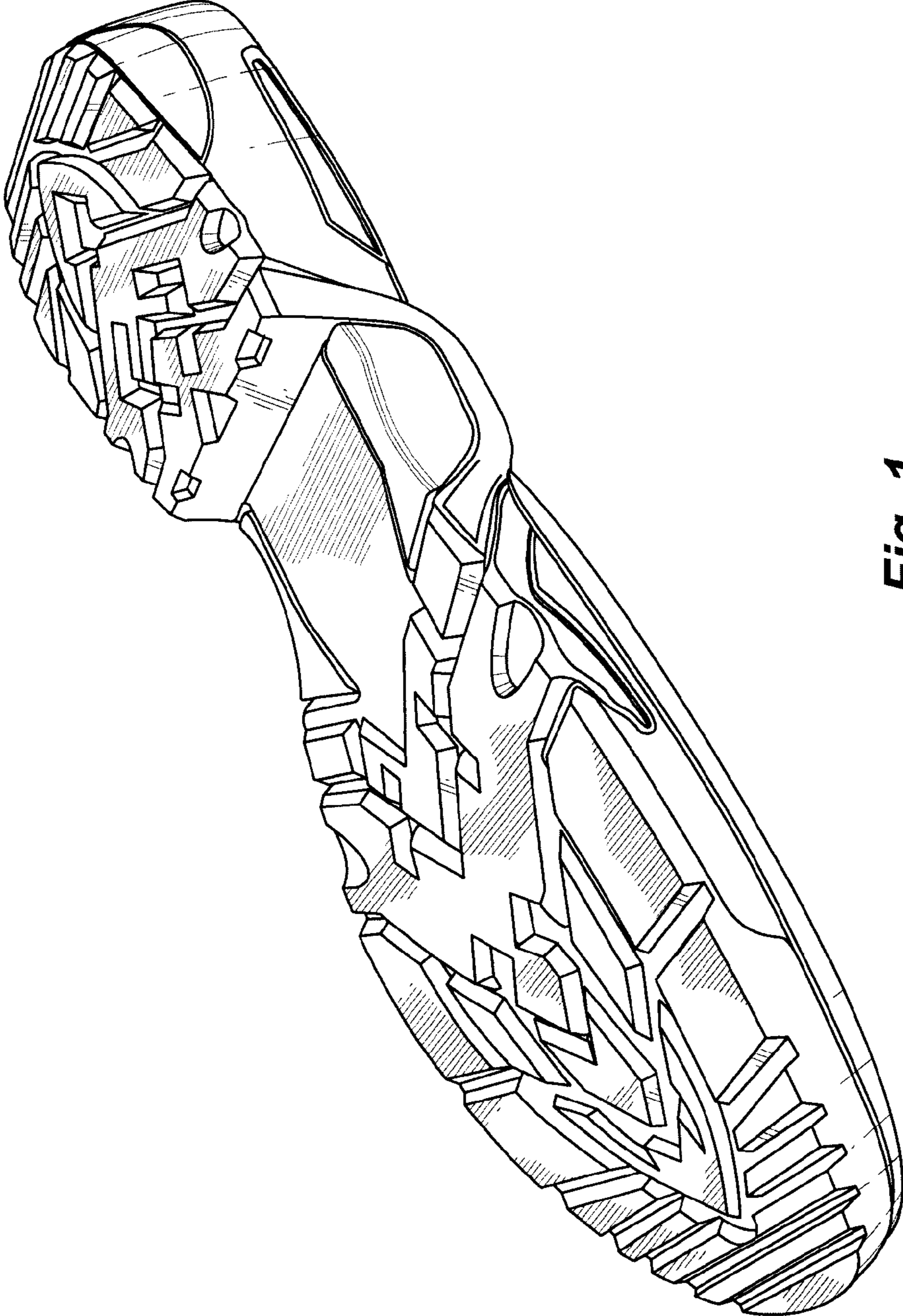


Fig. 1

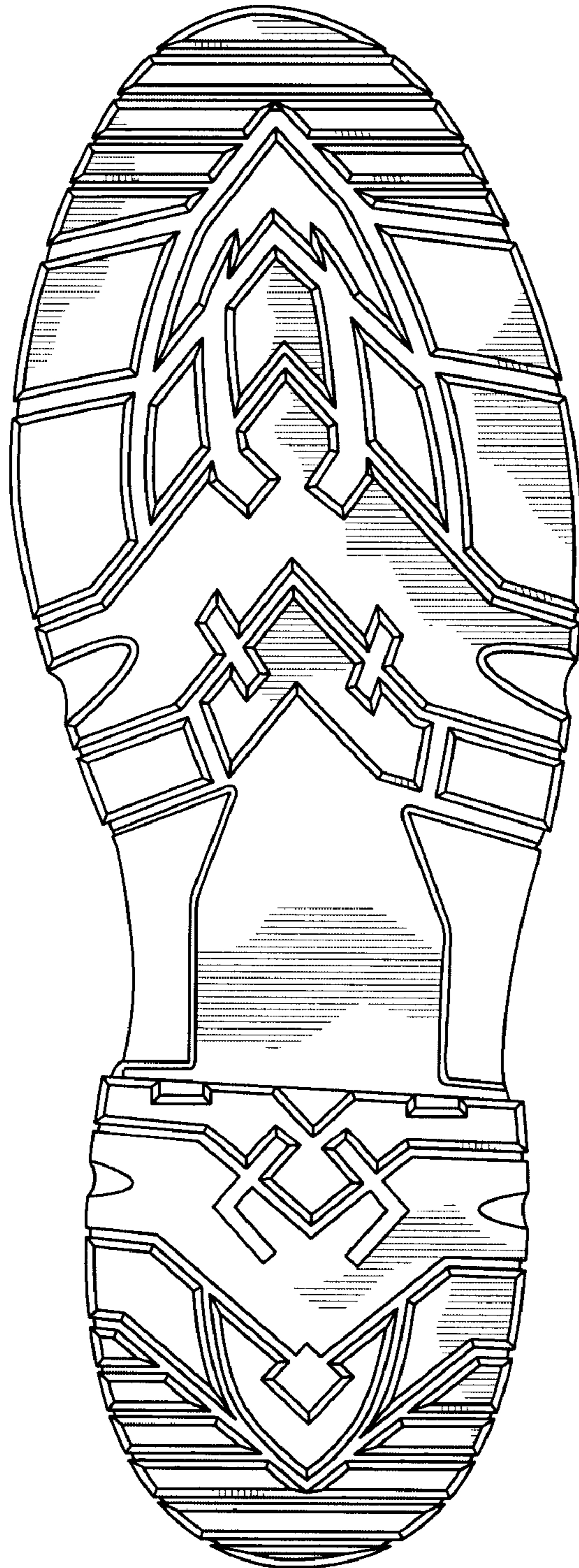


Fig. 2

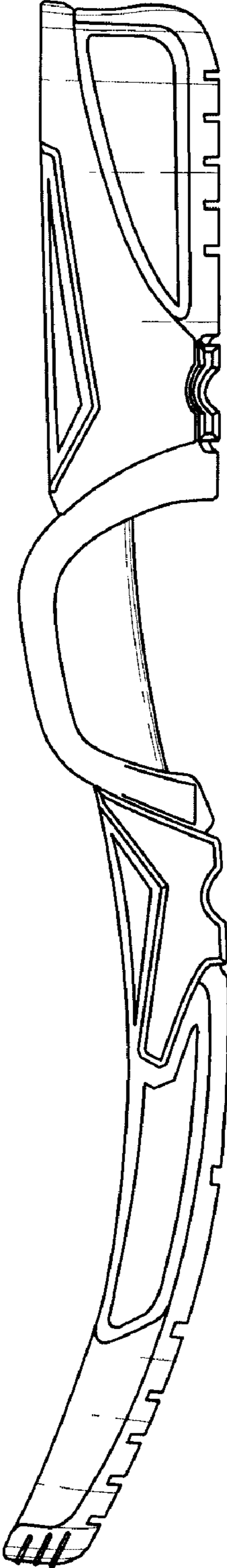


Fig. 3

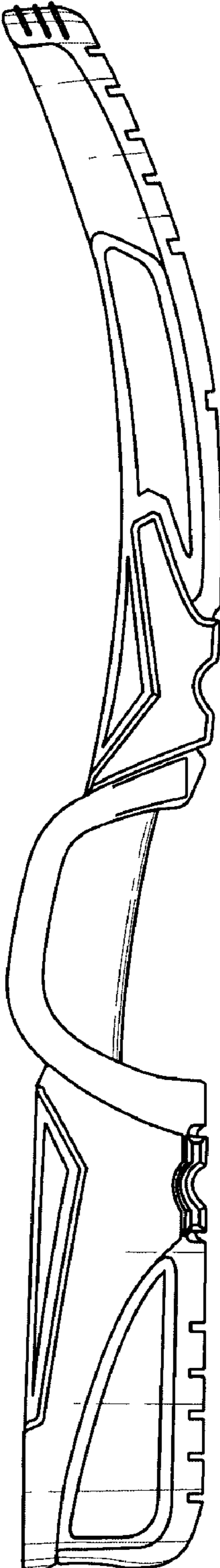


Fig. 4




Fig. 5

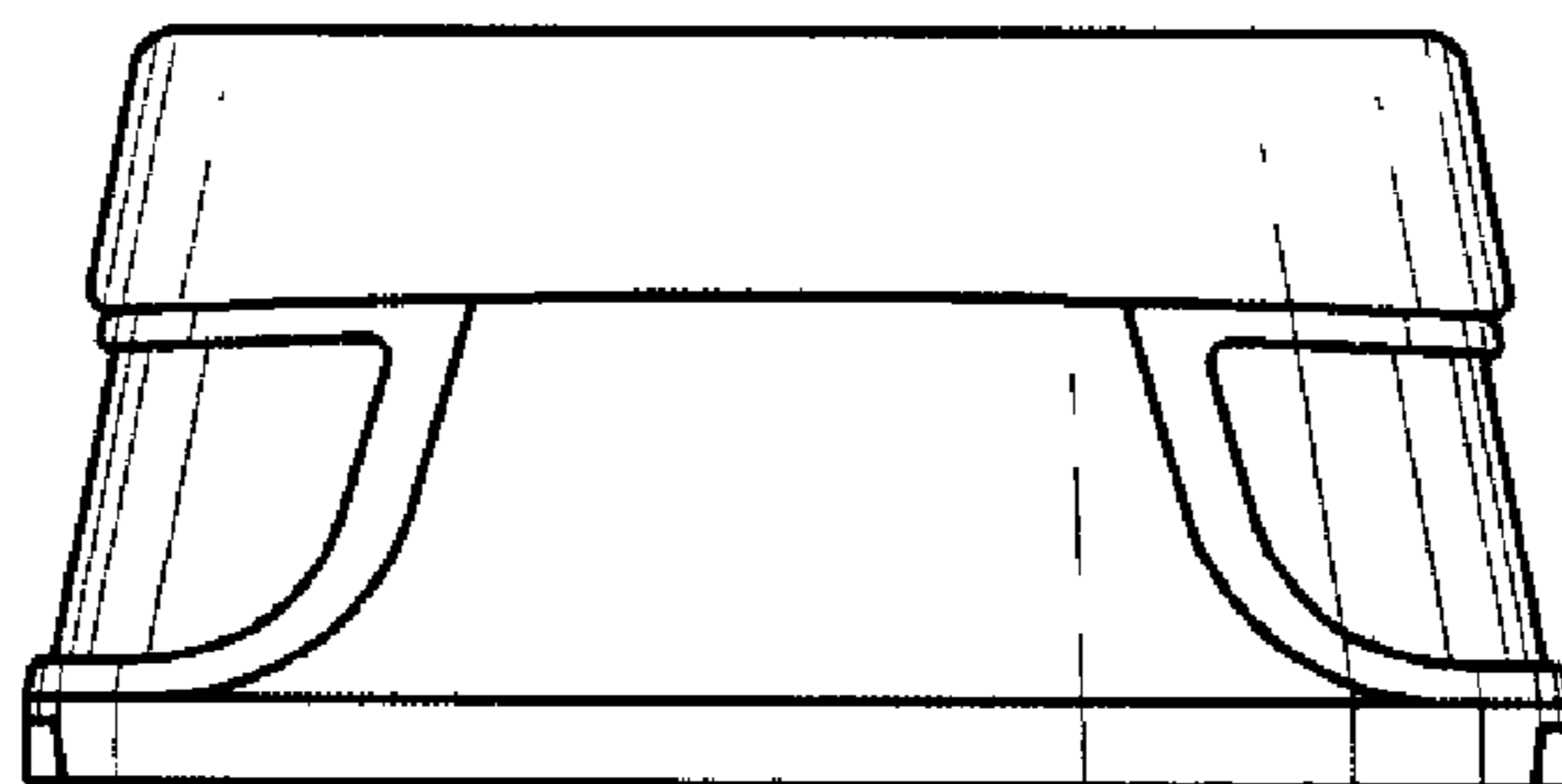


Fig. 6

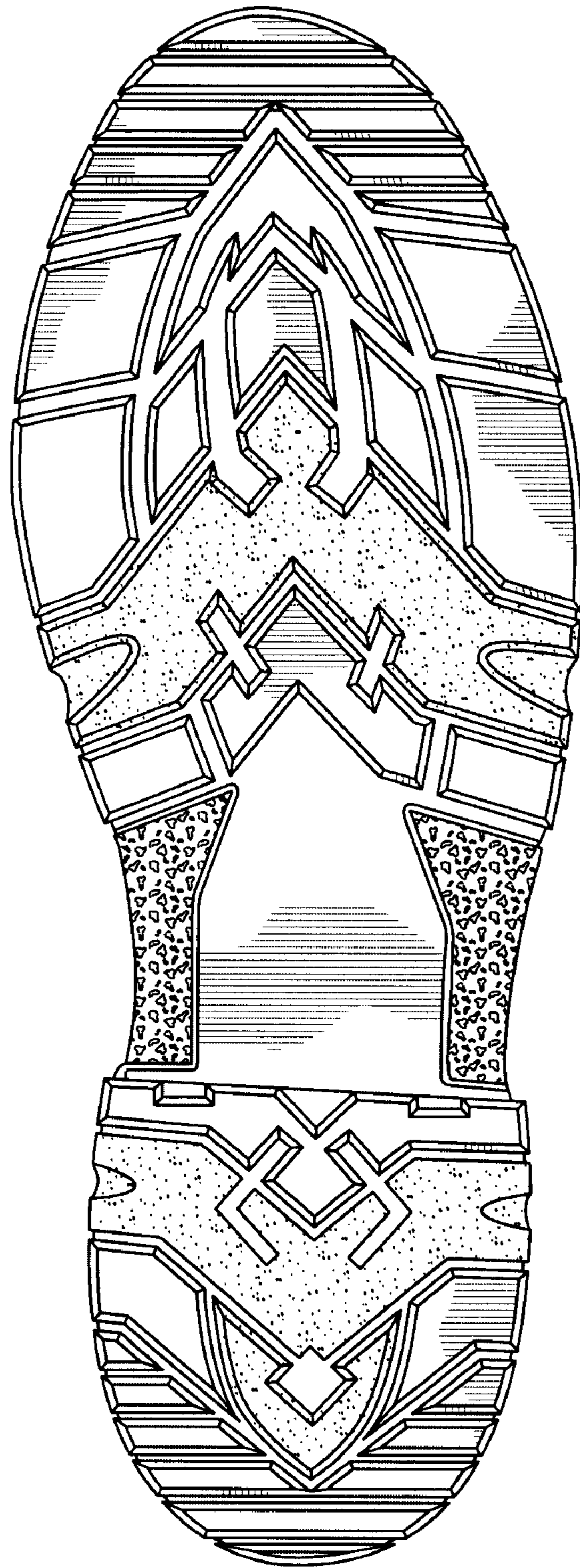


Fig. 7

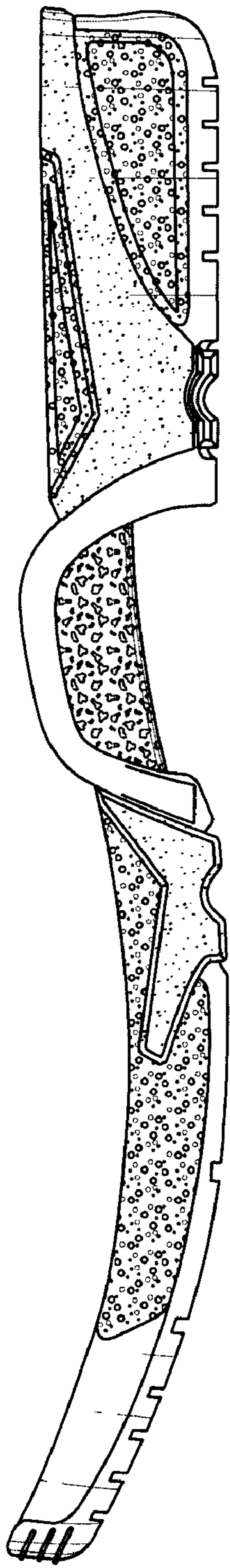


Fig. 8

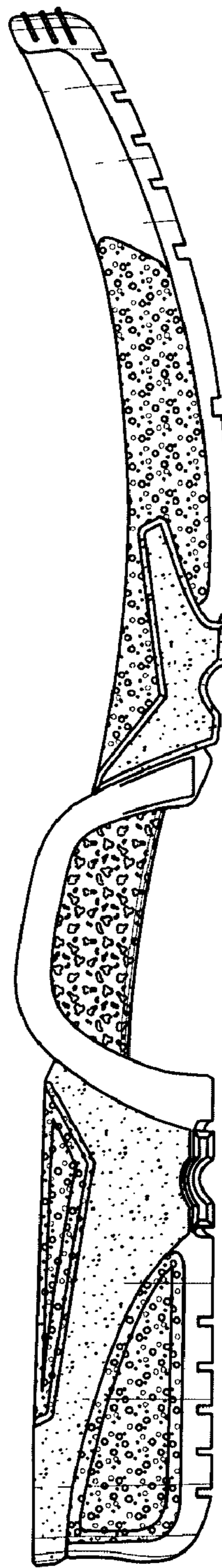


Fig. 9