



US00D608531S

(12) **United States Design Patent**
Kronenberger

(10) **Patent No.:** **US D608,531 S**
(45) **Date of Patent:** **** Jan. 26, 2010**

(54) **HEADWEAR PIECE WITH ORNAMENTATION**

(76) Inventor: **Ronald Kronenberger**, 320 Portwine Rd., Riverwoods, IL (US) 60015

(**) Term: **14 Years**

(21) Appl. No.: **29/294,849**

(22) Filed: **Jan. 30, 2008**

(51) **LOC (9) Cl.** **02-03**

(52) **U.S. Cl.** **D2/891**

(58) **Field of Classification Search** D2/865,
D2/866, 871, 872, 873, 875, 876, 879, 882,
D2/884, 895; 2/10, 12, 171, 171.1, 172,
2/173, 183, 184, 195.1, 195.2, 195.3, 200.1,
2/200.2, 200.3, 209.11, 209.12, 209.13, 209.4,
2/209.5

See application file for complete search history.

(56) **References Cited**

U.S. PATENT DOCUMENTS

- D311,266 S * 10/1990 Parker D2/866
- D363,157 S * 10/1995 Rodgers D2/866
- D372,794 S * 8/1996 Virzi D2/866
- D374,116 S * 10/1996 Virzi D2/895
- D383,892 S * 9/1997 Virzi D2/866
- D391,388 S * 3/1998 Higgins et al. D2/882
- D410,690 S * 6/1999 Pratt et al. D2/872
- 6,115,845 A * 9/2000 White 2/195.1
- D453,261 S * 2/2002 Pisarevsky D2/882
- D456,118 S * 4/2002 Hill D2/866
- D466,677 S * 12/2002 Arya D2/869
- 6,588,021 B2 * 7/2003 Kronenberger 2/195.1
- D498,346 S * 11/2004 Kronenberger D2/895
- D527,871 S * 9/2006 Rogers D2/882

- 7,168,100 B2 * 1/2007 Kronenberger 2/175.4
- 7,243,377 B2 * 7/2007 Ashy 2/209.13
- D548,016 S * 8/2007 Jackson et al. D7/625
- 7,257,845 B1 * 8/2007 Conner, IV 2/209.12
- D578,741 S * 10/2008 Hernandez D2/891
- 7,467,418 B2 * 12/2008 Kronenberger 2/1
- 2007/0022517 A1 * 2/2007 Kronenberger 2/195.1
- 2007/0079425 A1 * 4/2007 Kronenberger 2/209.13
- 2008/0201824 A1 * 8/2008 Kronenberger 2/195.1

FOREIGN PATENT DOCUMENTS

GB 2094402 * 10/2000

* cited by examiner

Primary Examiner—Caron Veynar

Assistant Examiner—Karen E Eldridge Powers

(74) *Attorney, Agent, or Firm*—Wood, Phillips, Katz, Clark & Mortimer

(57) **CLAIM**

The ornamental design for a headwear piece with ornamentation, as shown and described.

DESCRIPTION

FIG. 1 is a front, right side and top perspective view of my design for a headwear piece with ornamentation;

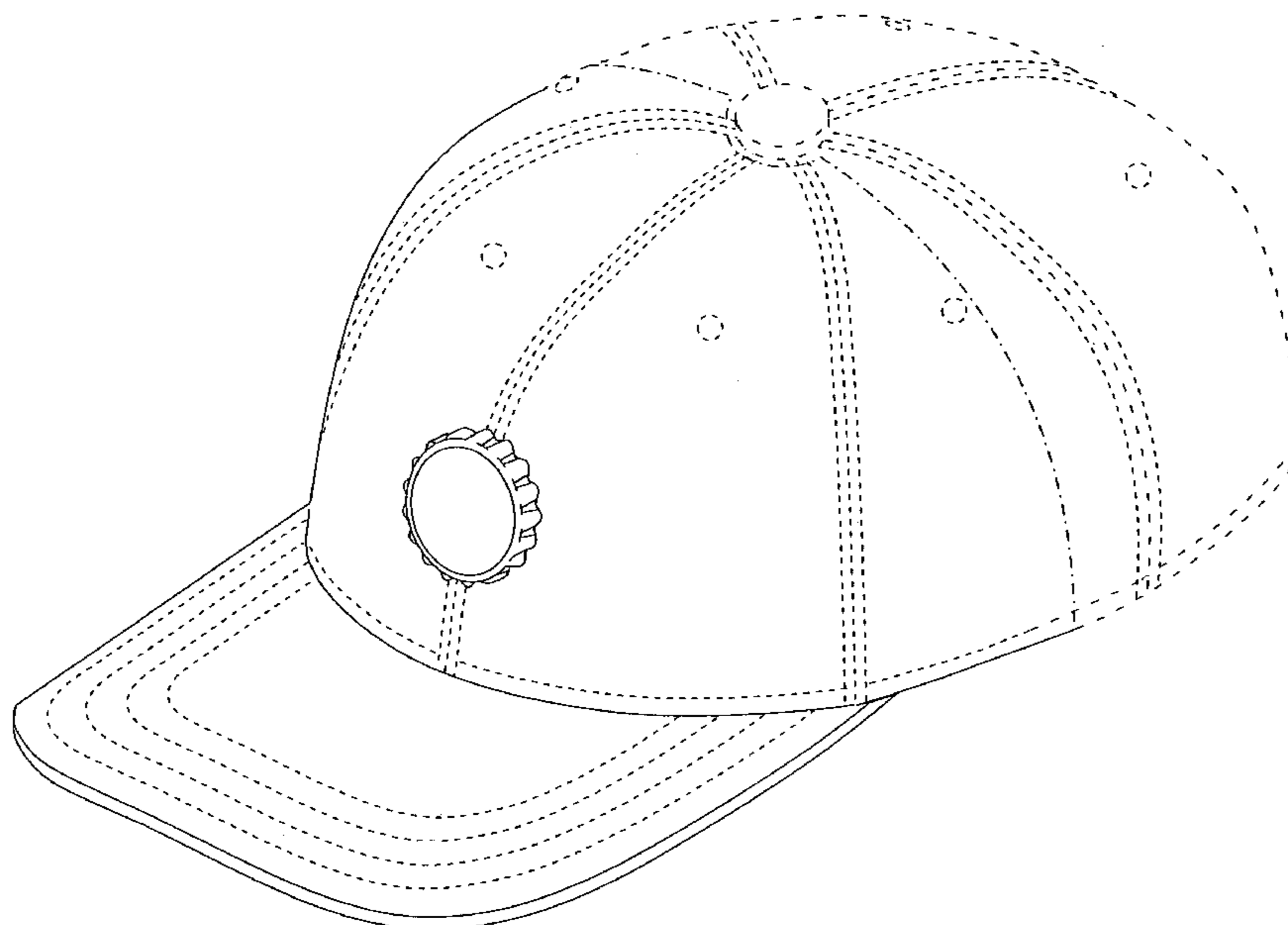
FIG. 2 is a front elevation view thereof;

FIG. 3 is a right side elevation view thereof; and,

FIG. 4 is a top plan view thereof.

The long/short broken line which defines the bounds of the claimed design forms no part thereof. The evenly spaced broken lines represent environmental matter and form no part of the claimed design.

1 Claim, 4 Drawing Sheets



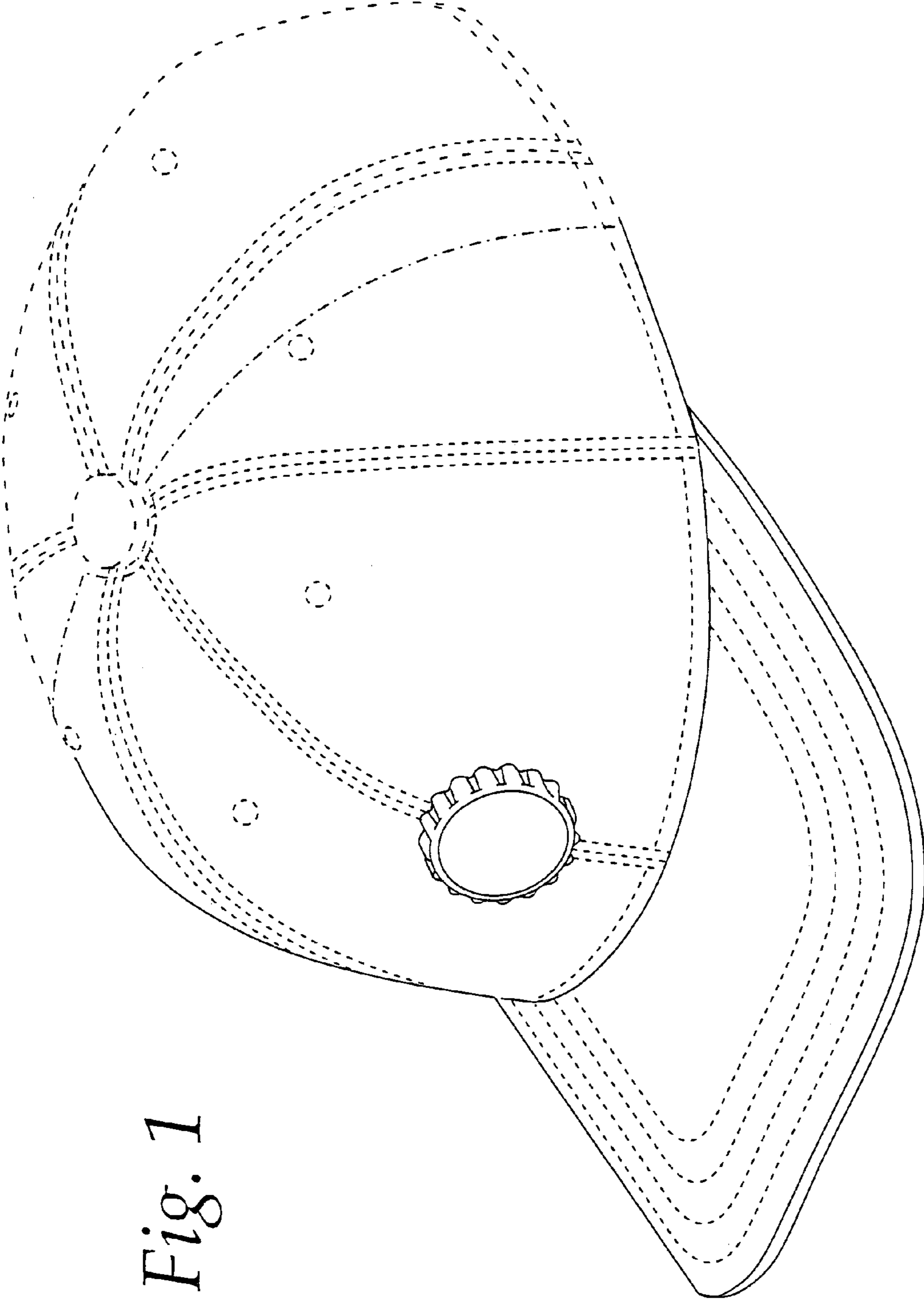
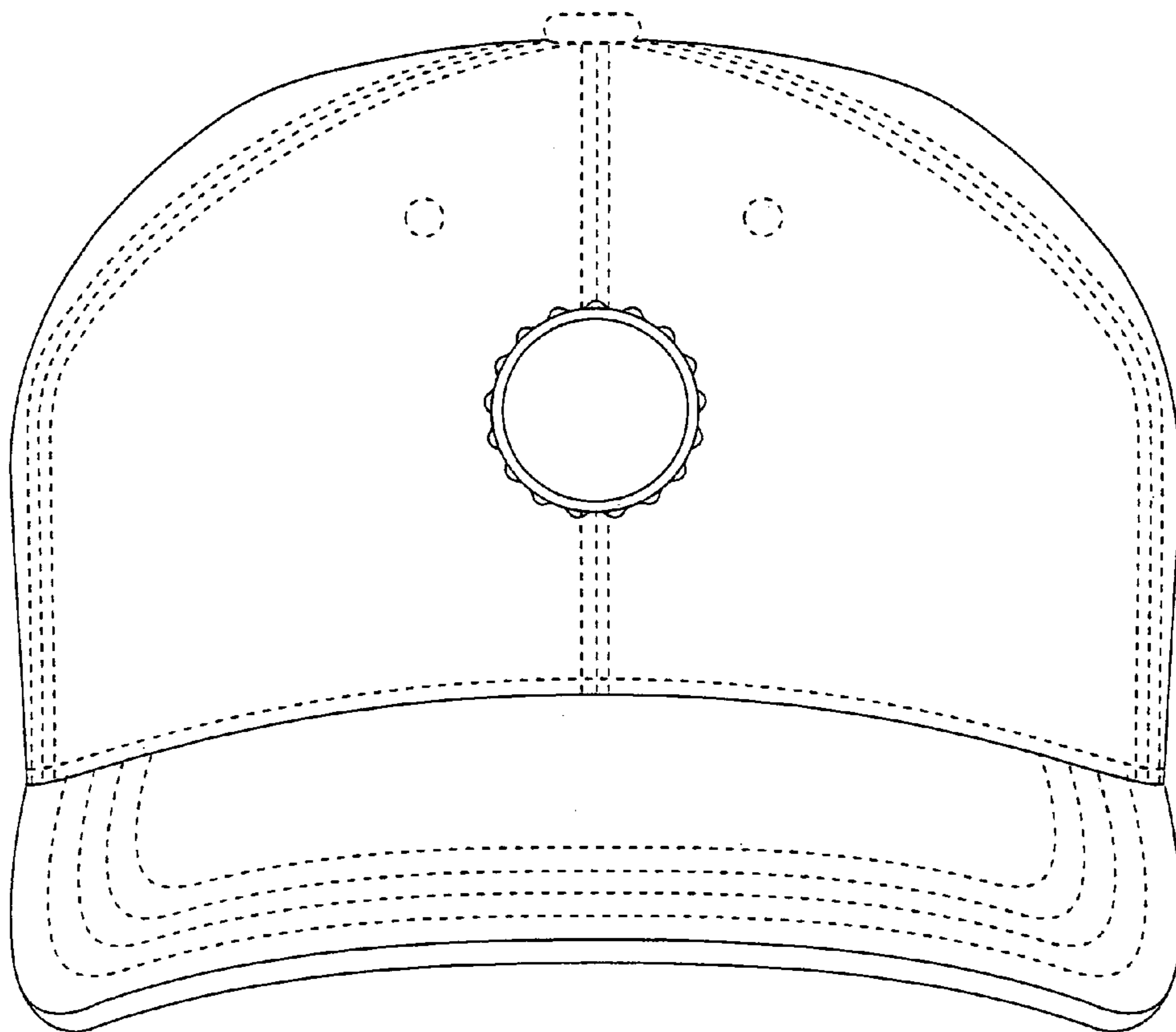


Fig. 1

Fig. 2



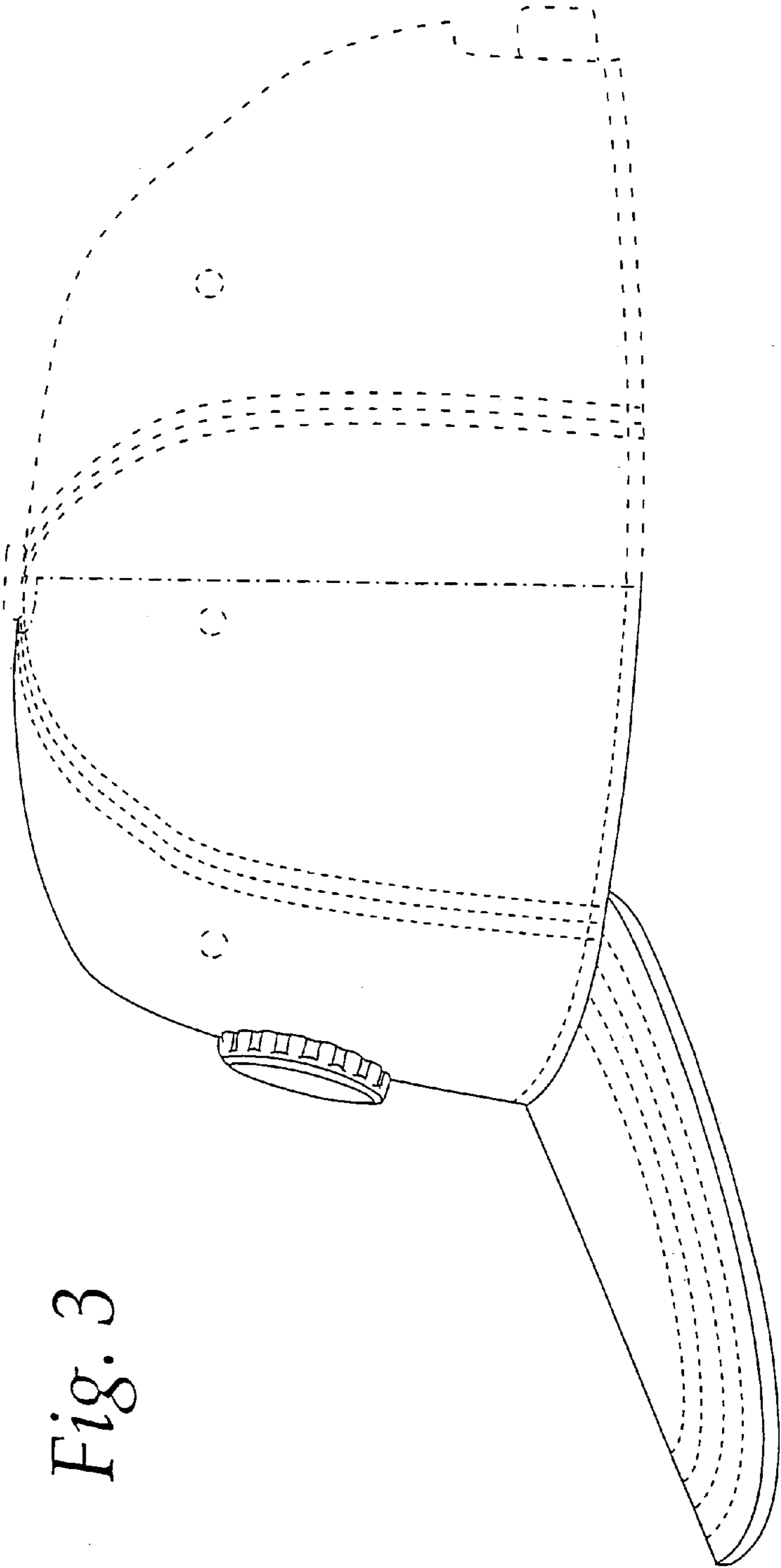


Fig. 3

Fig. 4

