



US00D608524S

(12) **United States Design Patent**
Parker

(10) **Patent No.:** **US D608,524 S**

(45) **Date of Patent:** **** Jan. 19, 2010**

(54) **CASKET ORNAMENT**

(75) Inventor: **Daniel J. Parker**, Connerville, IN (US)

(73) Assignee: **Batesville Services, Inc.**, Batesville, IN (US)

(**) Term: **14 Years**

(21) Appl. No.: **29/318,239**

(22) Filed: **May 15, 2008**

(51) **LOC (9) Cl.** **99-00**

(52) **U.S. Cl.** **D99/13**

(58) **Field of Classification Search** D99/1-24;
27/1-8, 14, 27, 30; 52/103; 40/124.5

See application file for complete search history.

(56) **References Cited**

U.S. PATENT DOCUMENTS

D62,288 S *	5/1923	Jones	D99/18
D74,302 S *	1/1928	Hiser	D99/13
D186,883 S *	12/1959	Green	D99/13
D192,030 S *	1/1962	Green	D99/13
D278,174 S *	3/1985	Christian	D99/13
D333,029 S *	2/1993	Hartline	D99/17
D343,716 S	1/1994	Coe et al.		
D390,321 S	2/1998	Maple et al.		
D411,461 S	6/1999	Schultz		
D418,961 S	1/2000	Biondo et al.		
D433,585 S	11/2000	Bowers et al.		
6,543,103 B1	4/2003	Robert		
6,557,222 B2	5/2003	Groemminger et al.		
7,200,905 B2 *	4/2007	Cunningham et al.	27/2
7,260,872 B2	8/2007	Schultz		
7,340,810 B2 *	3/2008	Acton et al.	27/10
2005/0076485 A1 *	4/2005	Schultz	27/10

2005/0166375 A1* 8/2005 Cunningham et al. 27/20

* cited by examiner

Primary Examiner—T. Chase Nelson

Assistant Examiner—Michael A Pratt

(74) *Attorney, Agent, or Firm*—Wood, Herron & Evans, LLP

(57) **CLAIM**

The ornamental design for a casket ornament, as shown and described.

DESCRIPTION

FIG. 1 is a perspective view of a first embodiment of my new, original and ornamental design for a casket ornament;

FIG. 2 is a front view thereof;

FIG. 3 is a left side view thereof;

FIG. 4 is a right side view thereof;

FIG. 5 is a bottom view thereof;

FIG. 6 is a top view thereof; and

FIG. 7 is a back view thereof;

FIG. 8 is a front view of a second embodiment of my new, original and ornamental design for a casket ornament;

FIG. 9 is a left side view thereof;

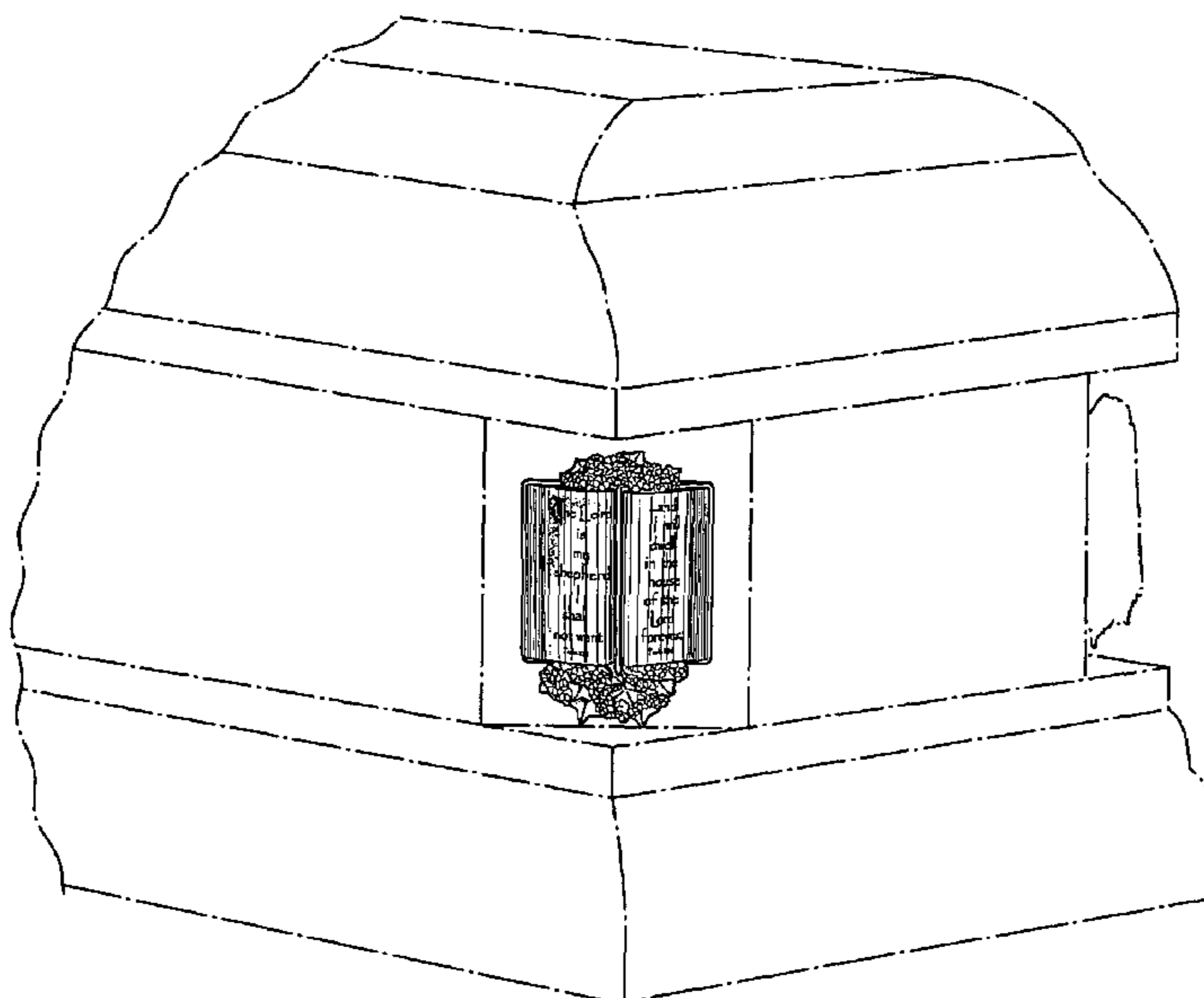
FIG. 10 is a right side view thereof; and,

FIG. 11 is a bottom view thereof.

The top plan view and the rear elevation views of the Second embodiment are the same as disclosed in FIGS. 6 and 7 of the first embodiment.

The broken line showing of the casket in FIG. 1 is included for the purpose of illustrating environment and forms no part of the claimed designs.

1 Claim, 5 Drawing Sheets



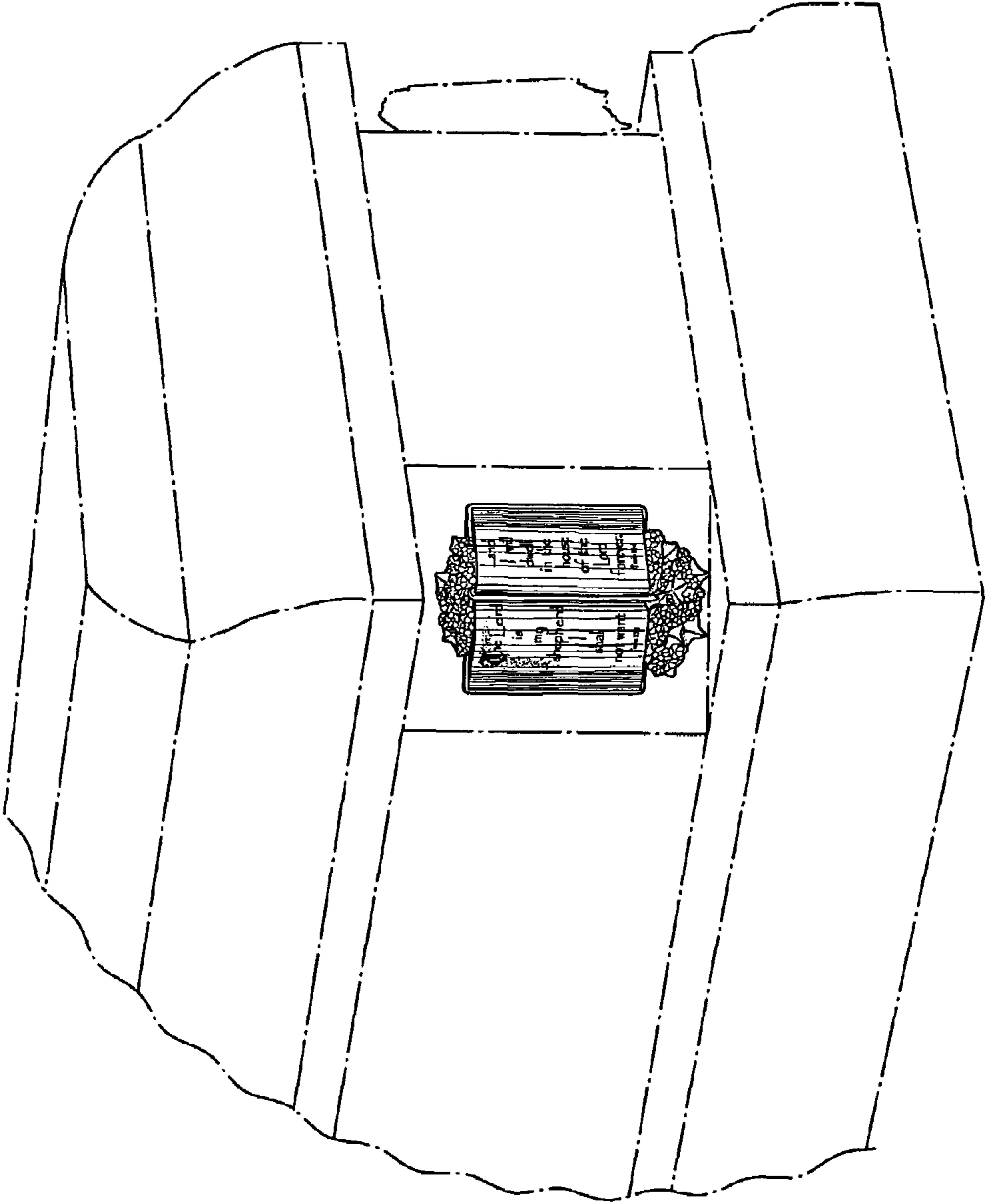


FIG. 1




FIG. 2



FIG. 3



FIG. 4

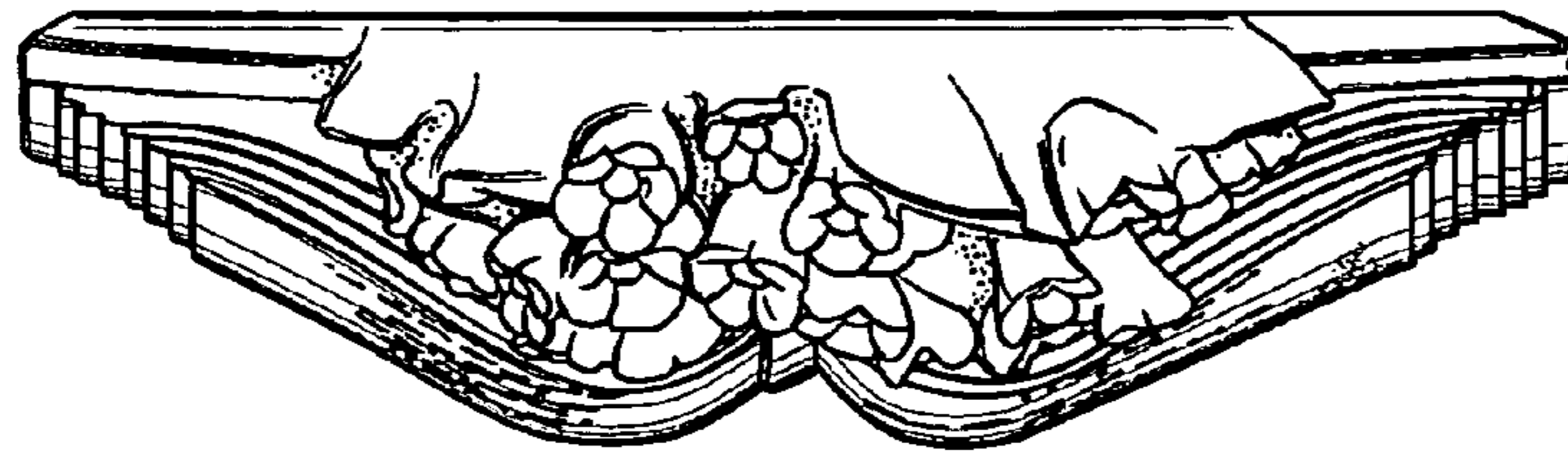


FIG. 5

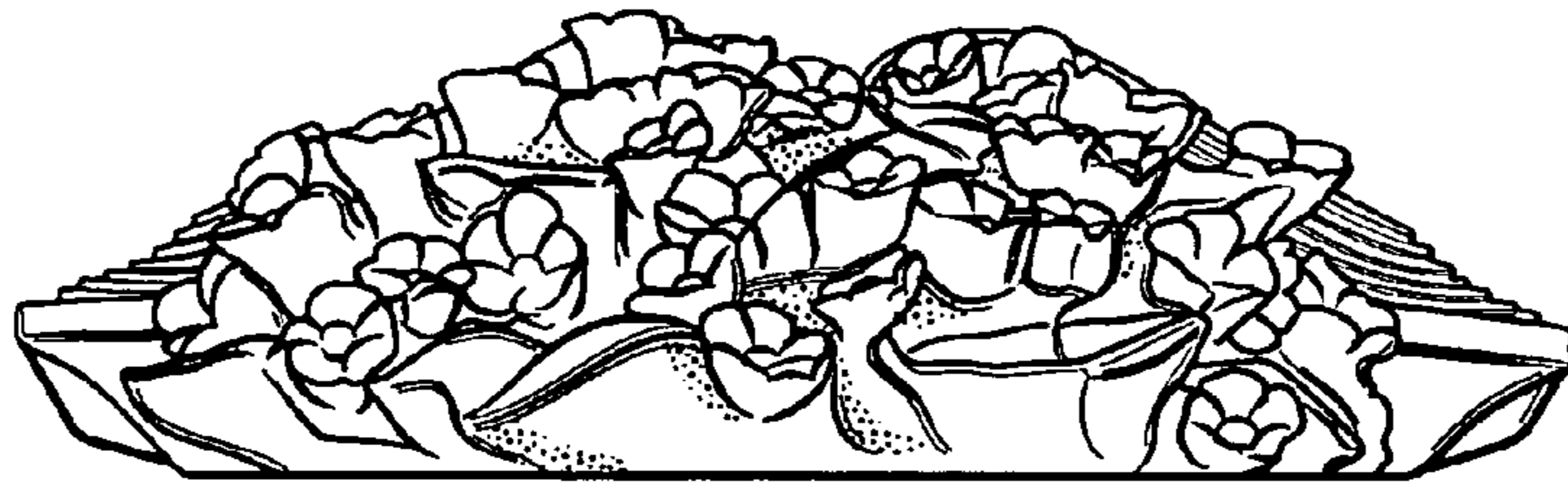


FIG. 6




FIG. 7

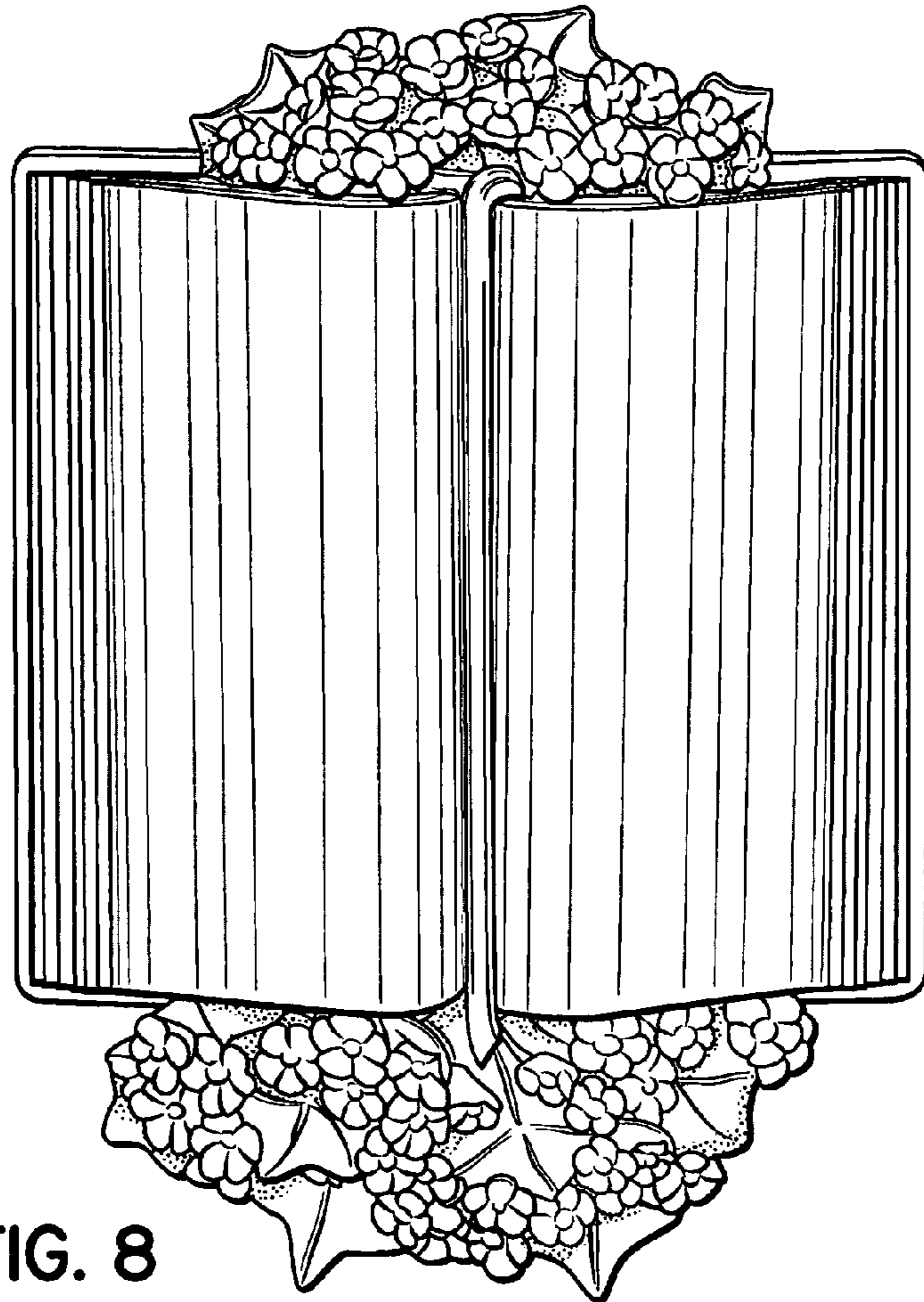


FIG. 8



FIG. 9



FIG. 10

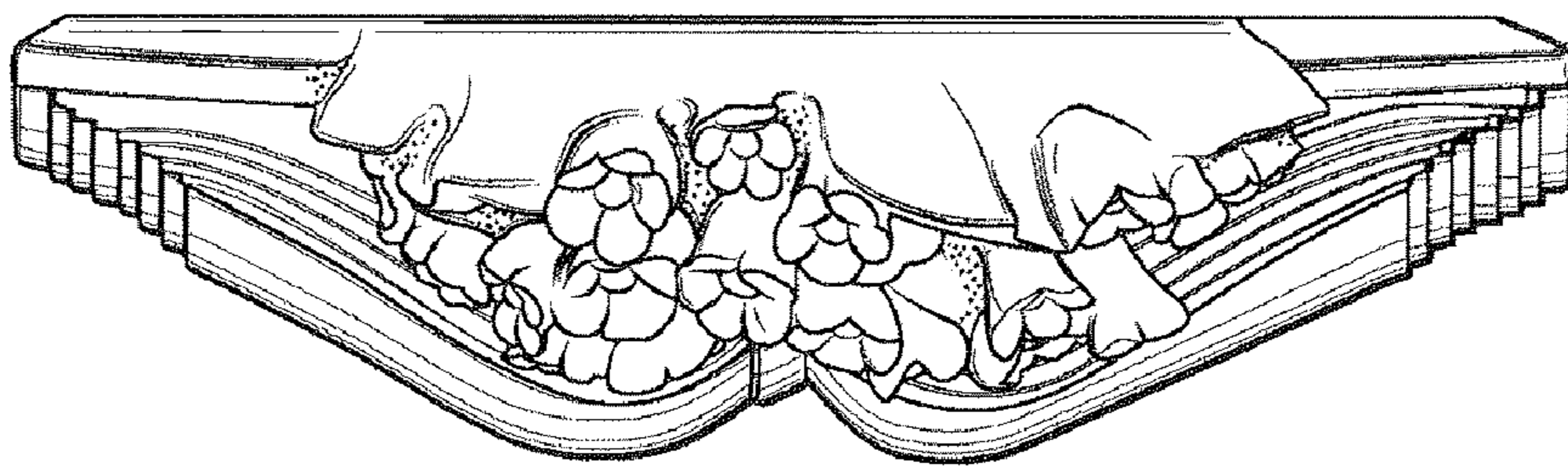


FIG. 11