



US00D608514S

(12) **United States Design Patent**  
**Crawford et al.**

(10) **Patent No.:** **US D608,514 S**  
(45) **Date of Patent:** **\*\* Jan. 19, 2010**

(54) **FLUID RESERVOIR**

(75) Inventors: **Charles A. Crawford**, Racine, WI (US);  
**Andrew M. Bober**, Racine, WI (US);  
**Craig Conner**, Madison, WI (US);  
**Mark Cors**, Columbus, WI (US);  
**Nicholas Reback**, Monona, WI (US);  
**Daniel Lee**, Monticello, WI (US)

(73) Assignee: **JohnsonDiversey, Inc.**, Sturtevant, WI (US)

(\*\*) Term: **14 Years**

(21) Appl. No.: **29/334,392**

(22) Filed: **Mar. 25, 2009**

**Related U.S. Application Data**

(63) Continuation of application No. 29/279,572, filed on May 3, 2007, now Pat. No. Des. 590,117.

(51) **LOC (9) Cl.** ..... **04-01**

(52) **U.S. Cl.** ..... **D32/45**

(58) **Field of Classification Search** ..... D32/40-46,  
D32/49, 50, 35; 15/121, 245, 143.1, 236.01;  
401/137-140; D9/432

See application file for complete search history.

(56) **References Cited**

**U.S. PATENT DOCUMENTS**

680,193 A 8/1901 Burkhardt  
908,915 A 1/1909 Weber  
995,125 A 6/1911 Fitch  
1,033,222 A 7/1912 Whitehead  
1,055,564 A 3/1913 Shanley  
1,080,669 A 12/1913 Ziegler  
1,468,431 A 9/1923 Wodonos  
1,554,875 A 9/1925 Miles  
1,609,906 A 12/1926 Buckley

1,656,334 A 1/1928 McKenney  
1,715,632 A 6/1929 Wertheimer  
1,739,983 A 12/1929 Nelson et al.  
1,750,930 A 3/1930 Hoien  
1,774,409 A 8/1930 Tripp  
1,982,910 A 12/1934 Forbes et al. .... 287/86  
2,073,170 A 3/1937 Pieper ..... 91/25  
2,137,944 A 11/1938 MacLeod ..... 91/39  
D114,601 S 5/1939 Rosen et al.  
2,187,671 A 1/1940 Suddarth ..... 91/31  
2,191,348 A 2/1940 Lauterbach ..... 287/86  
2,243,067 A 5/1941 Berg ..... 306/11  
2,247,956 A 7/1941 Mandel ..... 91/25  
2,307,858 A 1/1943 Rufo ..... 91/39  
2,358,596 A 9/1944 Rosenlund ..... 91/12

(Continued)

**FOREIGN PATENT DOCUMENTS**

AU 2005201121 B1 3/2005

(Continued)

*Primary Examiner*—Robin V Webster

(74) *Attorney, Agent, or Firm*—Gregory S. Bollis

(57) **CLAIM**

We claim the ornamental design for a fluid reservoir, as shown and described.

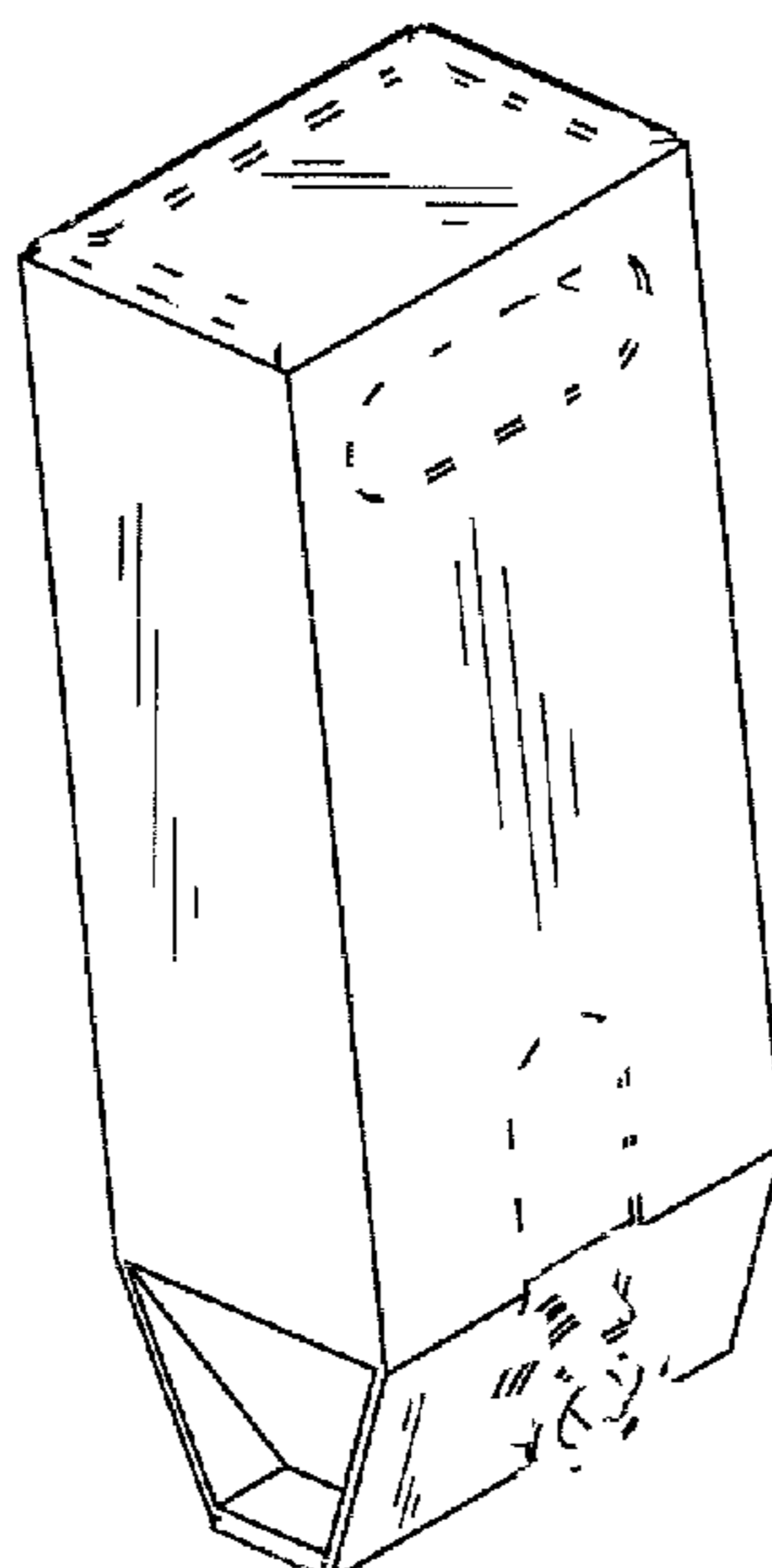
**DESCRIPTION**

FIG. 1 is a perspective view of a fluid reservoir embodying aspects of the invention; and,

FIG. 2 is a side view of the reservoir shown in FIG. 1.

The present application is directed to the shape and contour of a fluid reservoir. With respect to illustrations featuring broken line, the features shown in broken lines are not considered part of the design sought to be patented.

**1 Claim, 1 Drawing Sheet**





# US D608,514 S

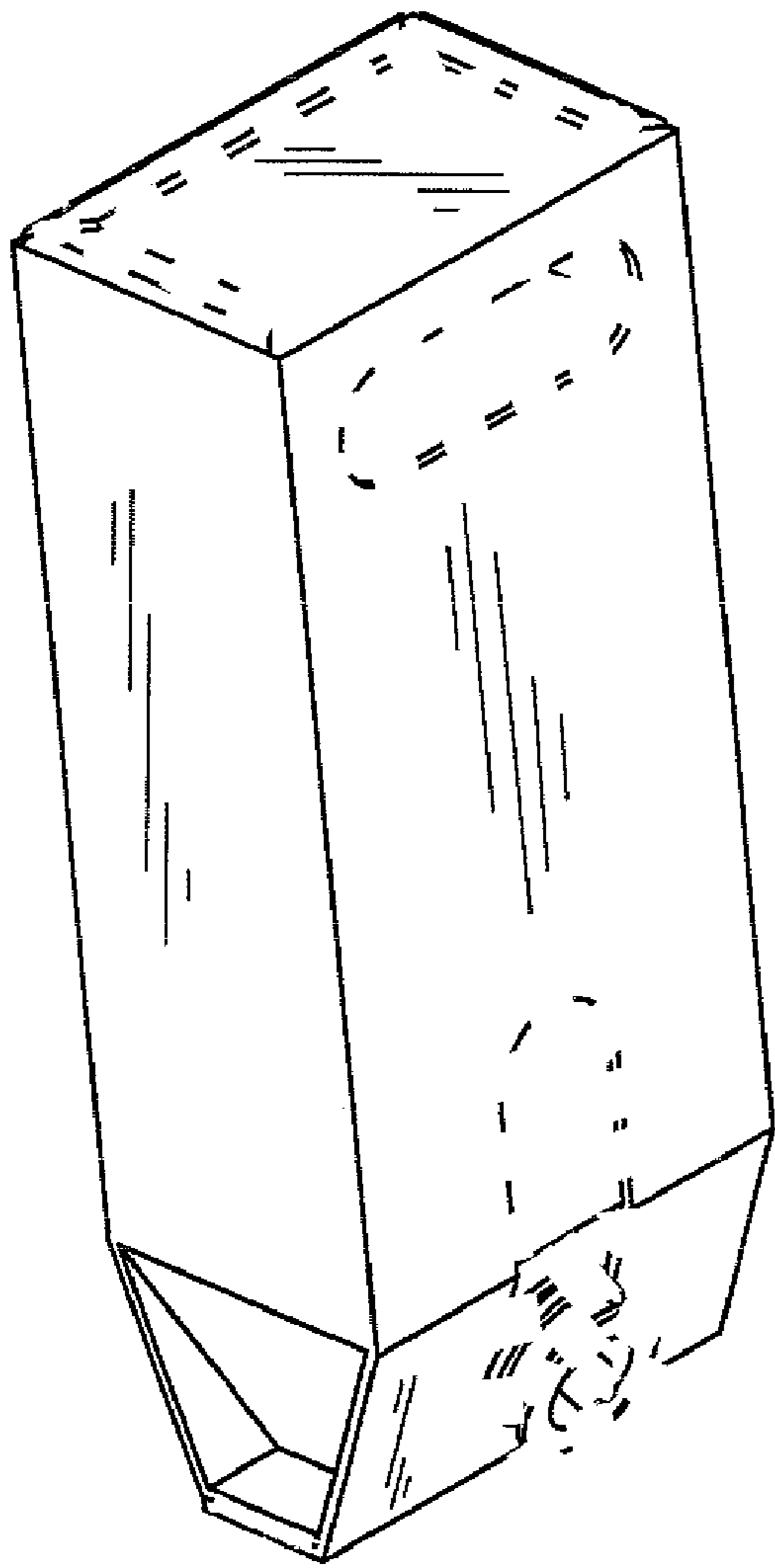
Page 3

7,163,349 B2 *	1/2007	Policicchio et al. ....	401/137	2005/0089360 A1	4/2005	Garabedian, Jr. et al. ....	401/279
7,172,658 B2	2/2007	Field et al. ....	134/21	2005/0095053 A1	5/2005	Harris .....	401/138
7,178,196 B2	2/2007	Morgan et al. ....	15/320	2005/0188486 A1	9/2005	Tubman .....	15/143.1
7,204,950 B2	4/2007	Farha et al. ....	264/447	2005/0196225 A1	9/2005	Chang .....	401/263
D541,996 S	5/2007	Crevling, Jr. et al. ....	D32/22	2005/0205604 A1	9/2005	Rocheffort et al. ....	222/105
D548,910 S *	8/2007	Murray .....	D32/45	2005/0251943 A1	11/2005	Van Landingham, Jr. ....	15/228
D564,707 S	3/2008	Barresi		2006/0008317 A1	1/2006	Livingstone et al. ....	401/279
7,431,524 B2 *	10/2008	Sacks .....	401/139	2006/0071021 A1	4/2006	Steeves et al. ....	222/105
2002/0144369 A1	10/2002	Biggs et al. ....	15/143.1	2006/0213017 A1	9/2006	Bele et al. ....	15/143.1
2002/0186996 A1	12/2002	Miller .....	401/140	2006/0222441 A1	10/2006	Tanaka et al. ....	401/139
2003/0000036 A1	1/2003	Fan .....	15/120.1	2006/0233593 A1	10/2006	Tanaka et al. ....	401/139
2003/0089383 A1	5/2003	Biggs .....	134/6	2006/0269353 A1	11/2006	Tanaka et al.	
2003/0150478 A1	8/2003	Biggs .....	134/6	2006/0280546 A1	12/2006	Dyer .....	401/139
2003/0159233 A1	8/2003	Oh .....	15/321	2007/0044265 A1	3/2007	Crevling, Jr. et al. ....	15/246.2
2003/0200631 A1	10/2003	Clarke .....	16/430				
2004/0047670 A1	3/2004	Martin .....	401/138				
2004/0055099 A1	3/2004	Greenberg .....	15/143.1				
2004/0134016 A1	7/2004	Kisela et al. ....	15/320				
2004/0141797 A1	7/2004	Garabedian et al. ....	401/279				
2004/0223803 A1	11/2004	Fahy et al. ....	401/190				
2004/0231700 A1	11/2004	Bell et al. ....	134/6				
2005/0034266 A1	2/2005	Morgan et al. ....	15/354				
2005/0050689 A1	3/2005	Biggs .....	16/430				
2005/0063765 A1	3/2005	Chase et al. ....	401/139				


## FOREIGN PATENT DOCUMENTS

BE	1009292	1/1997
DE	103 32 403 A1	2/2005
EP	1 397 990 A2	3/2004
JP	5-137685	6/1993
WO	WO 92/06018	4/1992
WO	WO 99/11171	3/1999

\* cited by examiner



**FIG. 1**



**FIG. 2**

UNITED STATES PATENT AND TRADEMARK OFFICE  
**CERTIFICATE OF CORRECTION**

PATENT NO. : Des. 608,514 S  
APPLICATION NO. : 29/334392  
DATED : January 19, 2010  
INVENTOR(S) : Charles A. Crawford et al.

Page 1 of 1

It is certified that error appears in the above-identified patent and that said Letters Patent is hereby corrected as shown below:

On Page 2, left column

the 31st reference D250,229 S 11/1978 Werner D4/32

should be D205,229 S 11/1978 Werner D4/32


On Page 3, under FOREIGN PATENT DOCUMENTS

The following reference should be included

AU 2005201121 B1 03/2005

Signed and Sealed this

Tenth Day of August, 2010

A handwritten signature in black ink that reads "David J. Kappos". The signature is written in a cursive, flowing style.

David J. Kappos  
*Director of the United States Patent and Trademark Office*