



US00D608510S

(12) **United States Design Patent**  
**Rutherford et al.**

(10) **Patent No.:** **US D608,510 S**  
(45) **Date of Patent:** **\*\* Jan. 19, 2010**

- (54) **PET TOY**
- (75) Inventors: **Ryan Rutherford**, Rutherford, NJ (US);  
**Jonathan Willinger**, Tenafly, NJ (US)
- (73) Assignee: **J.W. Pet Company, Inc.**, Teterboro, NJ  
(US)
- (\*\*) Term: **14 Years**
- (21) Appl. No.: **29/342,950**
- (22) Filed: **Sep. 3, 2009**

- D214,515 S 6/1969 Klamer et al.
- D216,133 S 11/1969 Zelenko
- 3,748,779 A 7/1973 Cherk et al.
- D253,668 S 12/1979 Takasaka
- D268,430 S 3/1983 Rodgers
- D276,638 S 12/1984 Daugherty
- D278,731 S 5/1985 Cohorst et al.
- D280,190 S 8/1985 Carbajales Santa-Eulalia et al.
- D287,384 S 12/1986 Sato
- D300,449 S 3/1989 Tucker
- D304,475 S 11/1989 Fiust
- D316,734 S 5/1991 Tak
- D334,954 S 4/1993 Calhoun

**Related U.S. Application Data**

- (62) Division of application No. 29/324,160, filed on Sep. 8, 2008, which is a division of application No. 29/291,489, filed on Aug. 31, 2007, now Pat. No. Des. 577,468, which is a division of application No. 29/262,085, filed on Jun. 26, 2006, now Pat. No. Des. 556,393, and a division of application No. 29/280,164, filed on May 18, 2007, now Pat. No. Des. 568,552, which is a division of application No. 29/262,085.

- (51) **LOC (9) Cl.** ..... **30-99**
- (52) **U.S. Cl.** ..... **D30/160; D21/576**
- (58) **Field of Classification Search** ..... **D30/160;**  
**D11/158; D21/576, 622-623, 630, 656;**  
**119/702, 707-711**

See application file for complete search history.

(56) **References Cited**

**U.S. PATENT DOCUMENTS**

- 2,019,516 A 11/1935 Weinberg
- D105,801 S 8/1937 Manske
- D145,701 S 10/1946 Rodgers
- D145,895 S 11/1946 Grosvenor
- D184,457 S 2/1959 Reed
- 2,947,091 A \* 8/1960 McCrary ..... D11/158
- D191,171 S 8/1961 Morgan
- D191,309 S \* 9/1961 Hill ..... D11/158
- D196,183 S 9/1963 Lee
- D205,850 S 9/1966 Mitchell
- D213,013 S 12/1968 Klingberg

(Continued)

**OTHER PUBLICATIONS**

File history of related U.S. Appl. No. 29/324,160 retrieved on Sep. 2, 2009.

(Continued)

*Primary Examiner*—Cathy Anne MacCormac  
(74) *Attorney, Agent, or Firm*—Katten Muchin Rosenman LLP

(57) **CLAIM**


The ornamental design for a pet toy, as shown and described.

**DESCRIPTION**

FIG. 1 is a perspective view of a pet toy,  
FIG. 2 is a front view thereof,  
FIG. 3 is a rear view thereof,  
FIG. 4 is a left-side view thereof,  
FIG. 5 is a right-side view thereof,  
FIG. 6 is a top view thereof; and,  
FIG. 7 is a bottom view thereof.

The portions of the design that are shown in broken lines do not form part of the claimed design.

**1 Claim, 4 Drawing Sheets**



# US D608,510 S

Page 2

## U.S. PATENT DOCUMENTS

D337,486 S 7/1993 Maggiore  
D351,047 S 9/1994 Hendren  
D377,418 S 1/1997 Hendren  
D409,715 S 5/1999 Cruz et al.  
D431,614 S \* 10/2000 McLeer et al. .... D21/623  
D442,650 S 5/2001 Allen  
D470,547 S \* 2/2003 Lin ..... D21/604  
D482,744 S 11/2003 Krueger  
D486,236 S 2/2004 Nan  
D498,433 S 11/2004 Weiser  
D500,537 S 1/2005 Fong et al.  
D517,446 S 3/2006 Thorsteinsson  
D520,407 S 5/2006 Zhang  
D522,071 S \* 5/2006 Strother et al. .... D21/622  
D532,463 S 11/2006 Boutin  
D535,065 S 1/2007 Fenwick  
D536,141 S 1/2007 Renforth  
D536,489 S 2/2007 Renforth

D537,813 S 3/2007 Hoehn et al.  
D551,086 S \* 9/2007 Lepoitevin ..... D21/623  
D553,808 S 10/2007 Axelrod  
D554,714 S 11/2007 Chow  
D556,393 S 11/2007 Rutherford et al.  
D564,717 S 3/2008 Lamstein  
D565,807 S \* 4/2008 Rutherford ..... D30/160  
D596,244 S \* 7/2009 Levy et al. .... D21/622  
D597,886 S \* 8/2009 Styles ..... D11/158


## OTHER PUBLICATIONS

File history of related U.S. Appl. No. 29/291,489, now U.S. Design Patent D577,468, retrieved on Sep. 2, 2009.

File history of related U.S. Appl. No. 29/280,164, now U.S. Design Patent D568,552, retrieved on Sep. 2, 2009.

File history of related U.S. Appl. No. 29/262,085, now U.S. Design Patent D556,393, retrieved on Sep. 2, 2009.

\* cited by examiner



**FIG. 1**




FIG. 2

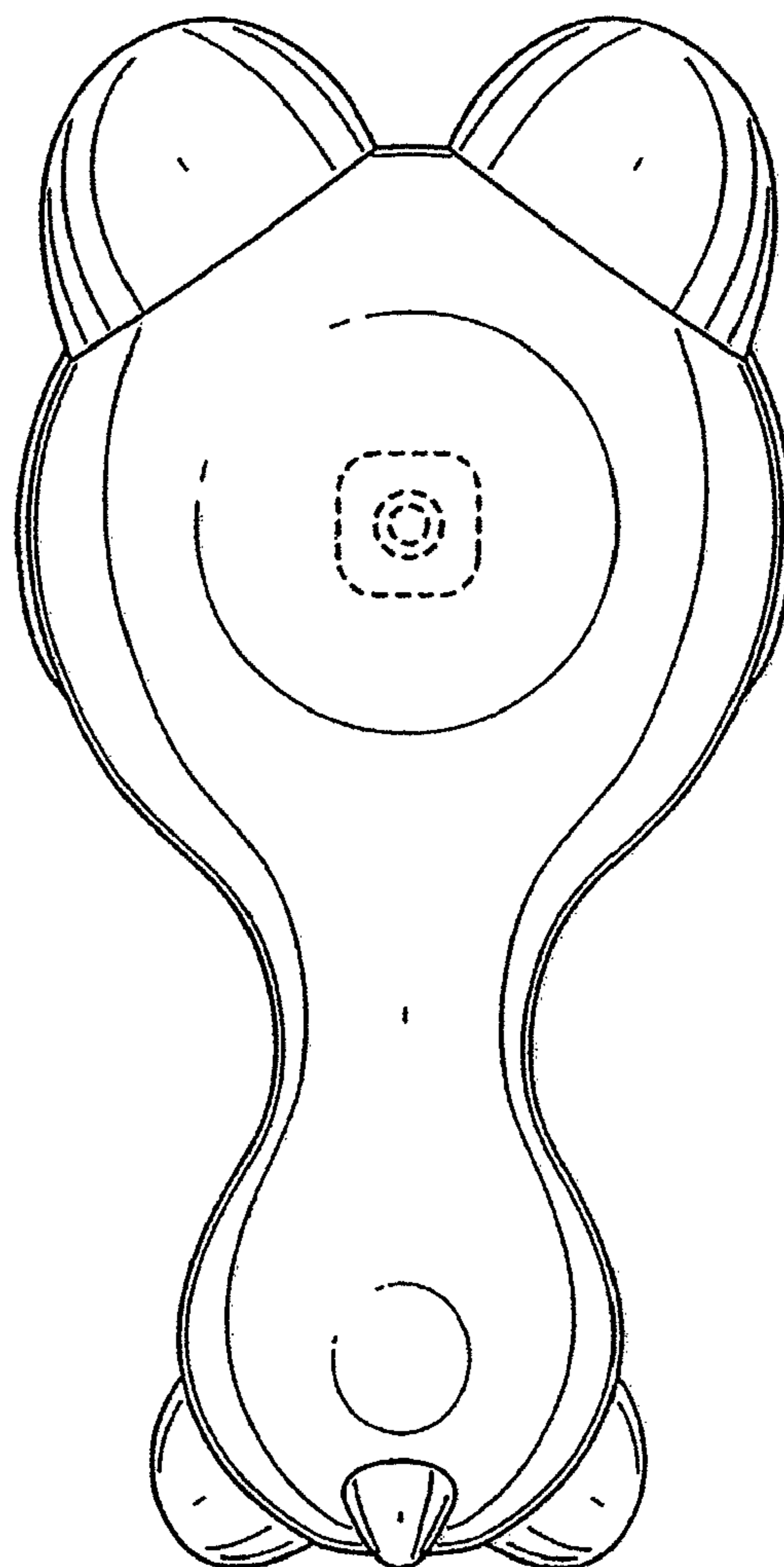


FIG. 3

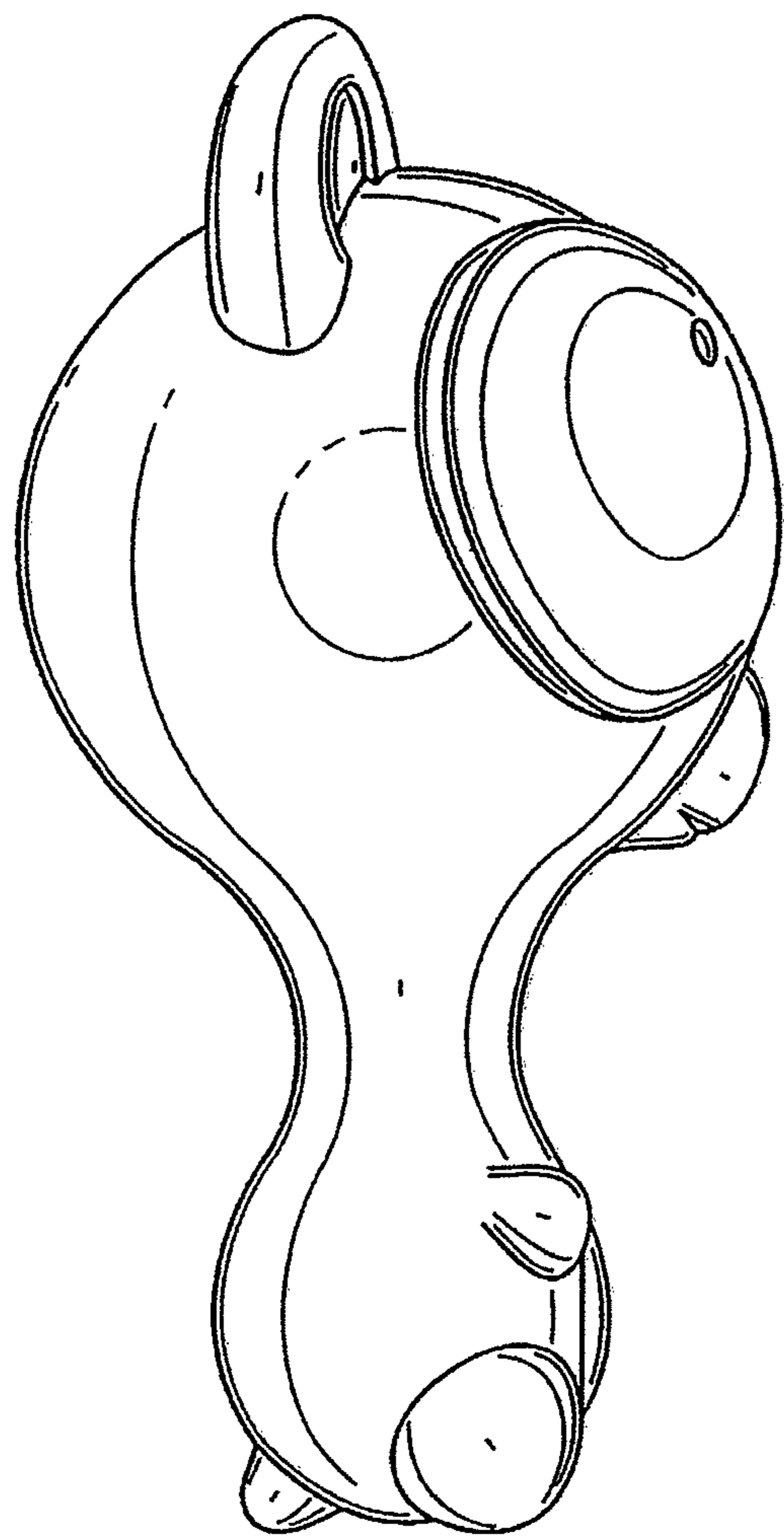


FIG. 4

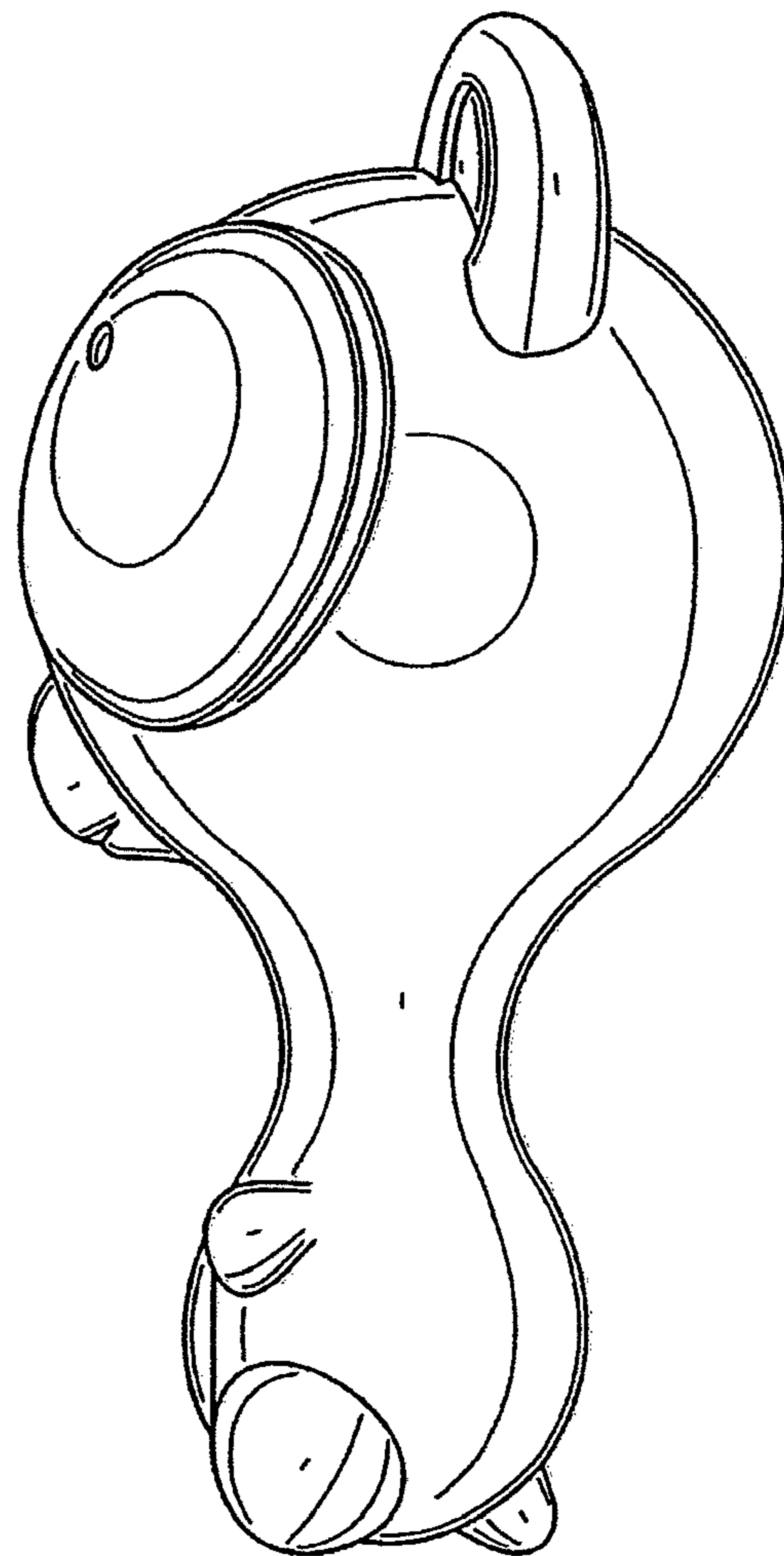


FIG. 5

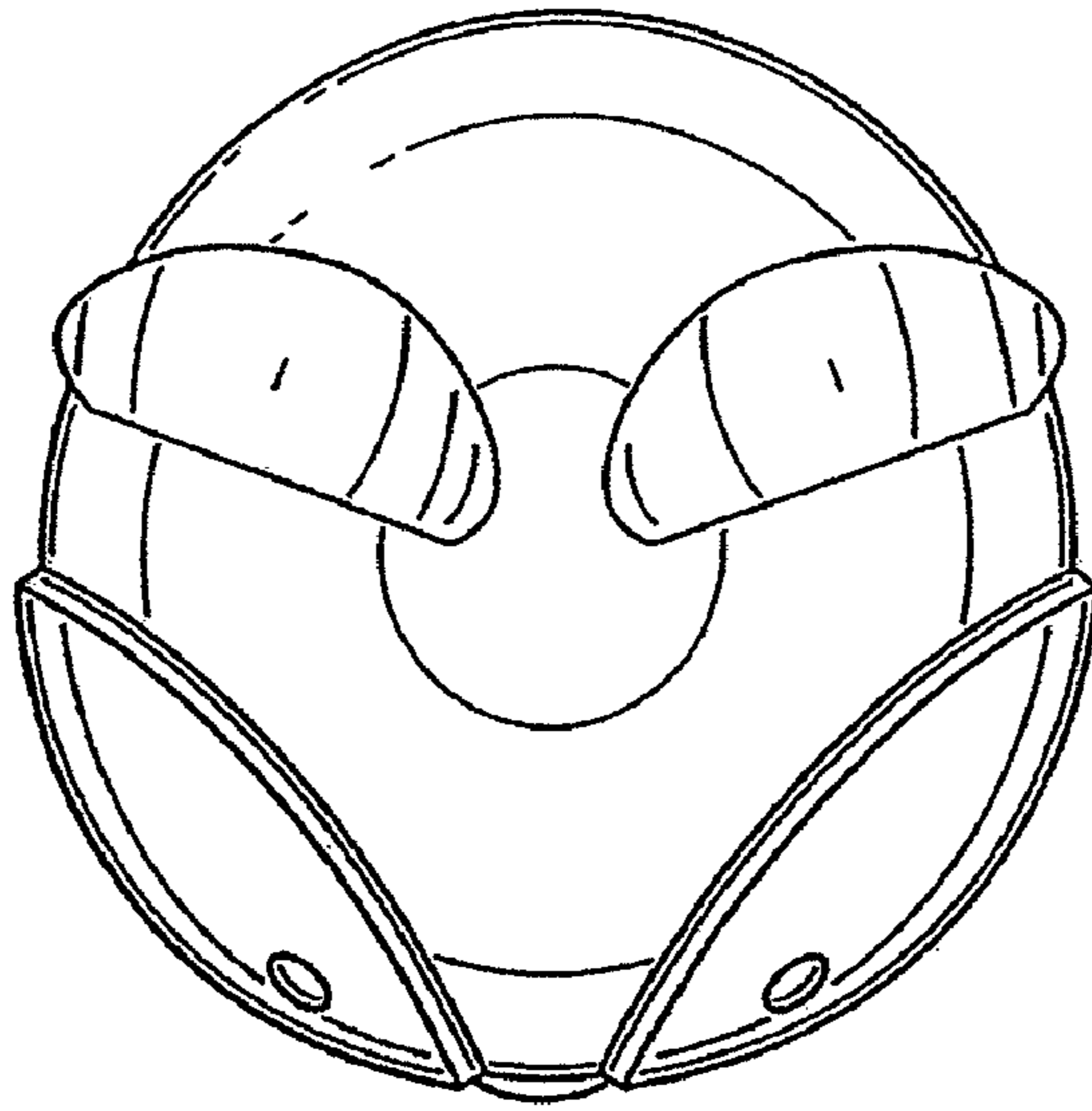


FIG. 6

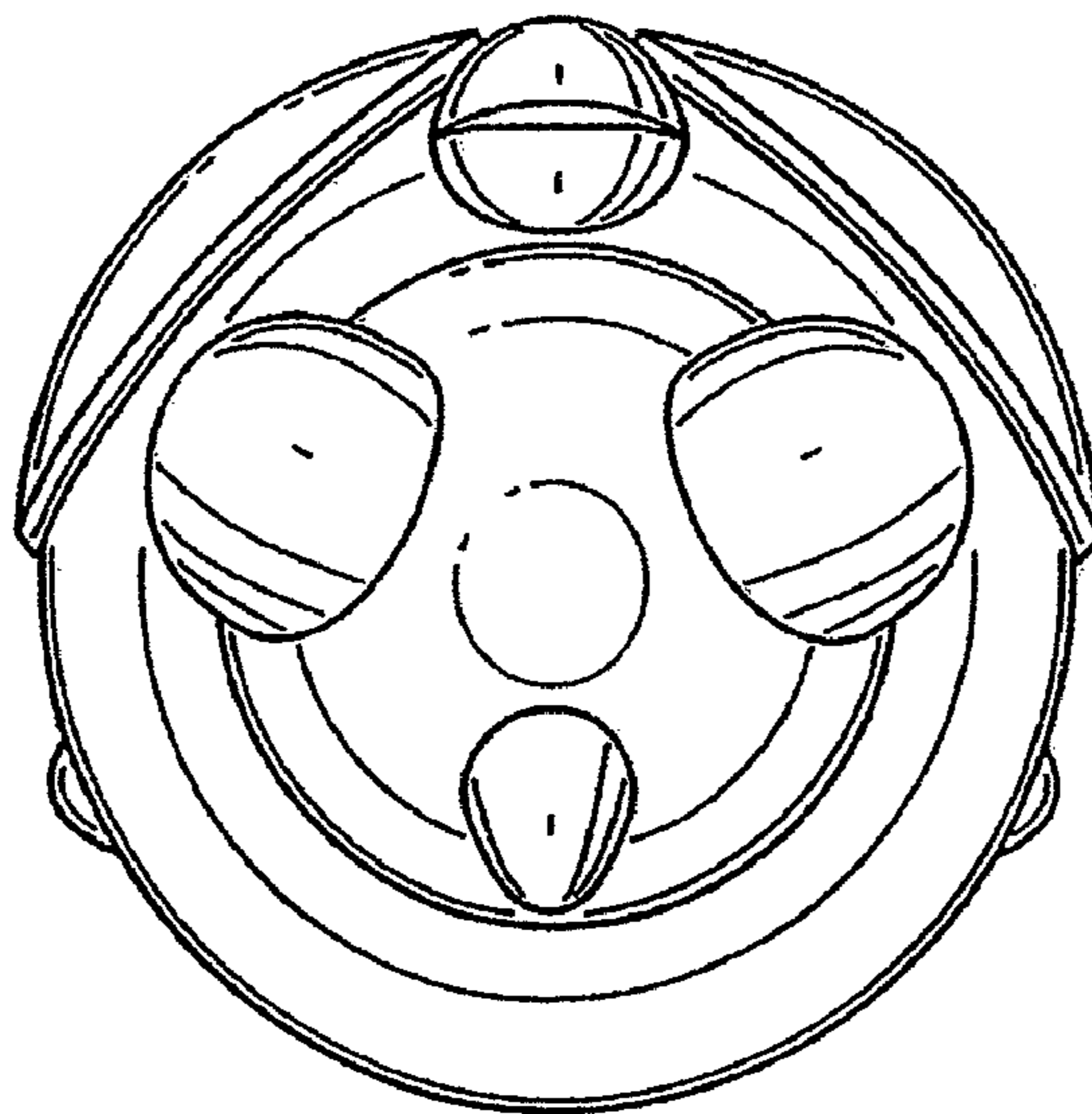


FIG. 7