



US00D608490S

(12) **United States Design Patent**
Chung et al.

(10) **Patent No.:** **US D608,490 S**

(45) **Date of Patent:** **** *Jan. 19, 2010**

(54) **LIGHTING FIXTURE**

(75) Inventors: **Casey Chung**, Bloomingdale, IL (US);
Michael T. Thornton, Burr Ridge, IL
(US); **Peter F. Thornton, Jr.**, Hinsdale,
IL (US); **Edwin Vice, Jr.**, Chicago, IL
(US); **Stephan Apetauer**, Munich (DE);
Thomas Moeker, Munich (DE);
Burkhard Schlee, Munich (DE); **Detlef
Kiel**, Munich (DE)

(73) Assignee: **Focal Point, L.L.C.**, Chicago, IL (US)

(*) Notice: This patent is subject to a terminal dis-
claimer.

(**) Term: **14 Years**

(21) Appl. No.: **29/336,305**

(22) Filed: **Apr. 30, 2009**

(51) **LOC (9) Cl.** **26-99**

(52) **U.S. Cl.** **D26/118**

(58) **Field of Classification Search** D26/74,
D26/120, 76, 118, 85, 78, 77, 59, 72, 75,
D26/121, 122, 113; 362/217, 218, 219, 220,
362/244, 247, 260, 279, 290, 294, 297, 301,
362/330, 342, 345

See application file for complete search history.

(56) **References Cited**

U.S. PATENT DOCUMENTS

D132,982 S *	7/1942	Beck	D26/77
D133,216 S *	7/1942	Parlato	D26/78
D186,129 S *	9/1959	Spaulding	D26/76
D207,596 S *	5/1967	Wince	D26/122
D316,613 S *	4/1991	Stein	D26/122

D321,407 S *	11/1991	Heidmann	D26/72
D413,402 S *	8/1999	Ranieri et al.	D26/74
5,988,836 A *	11/1999	Swarens	362/364
D477,891 S *	7/2003	Fritze et al.	D26/74
D483,510 S *	12/2003	Fritze et al.	D26/75
D496,121 S *	9/2004	Santoro	D26/74
D561,930 S *	2/2008	Hukle et al.	D26/120

* cited by examiner

Primary Examiner—Cathron C Brooks

Assistant Examiner—Kevin K Rudzinski

(74) *Attorney, Agent, or Firm*—Banner & Witcoff, Ltd.

(57) **CLAIM**

The ornamental design for a lighting fixture, as shown and described.

DESCRIPTION

FIG. 1 is a first front perspective view of a lighting fixture showing our new design;

FIG. 2 is a left side view thereof;

FIG. 3 is a right side view thereof;

FIG. 4 is a top view thereof;

FIG. 5 is a bottom view thereof;

FIG. 6 is a rear view thereof;

FIG. 7 is a front view thereof;

FIG. 8 is a rear perspective view thereof; and,

FIG. 9 is a second front perspective view thereof.

The dot-dash-dot broken lines represent unclaimed boundaries of the claimed design. The dot-dot broken lines represent environmental structure and form no part of the claimed design.

1 Claim, 7 Drawing Sheets

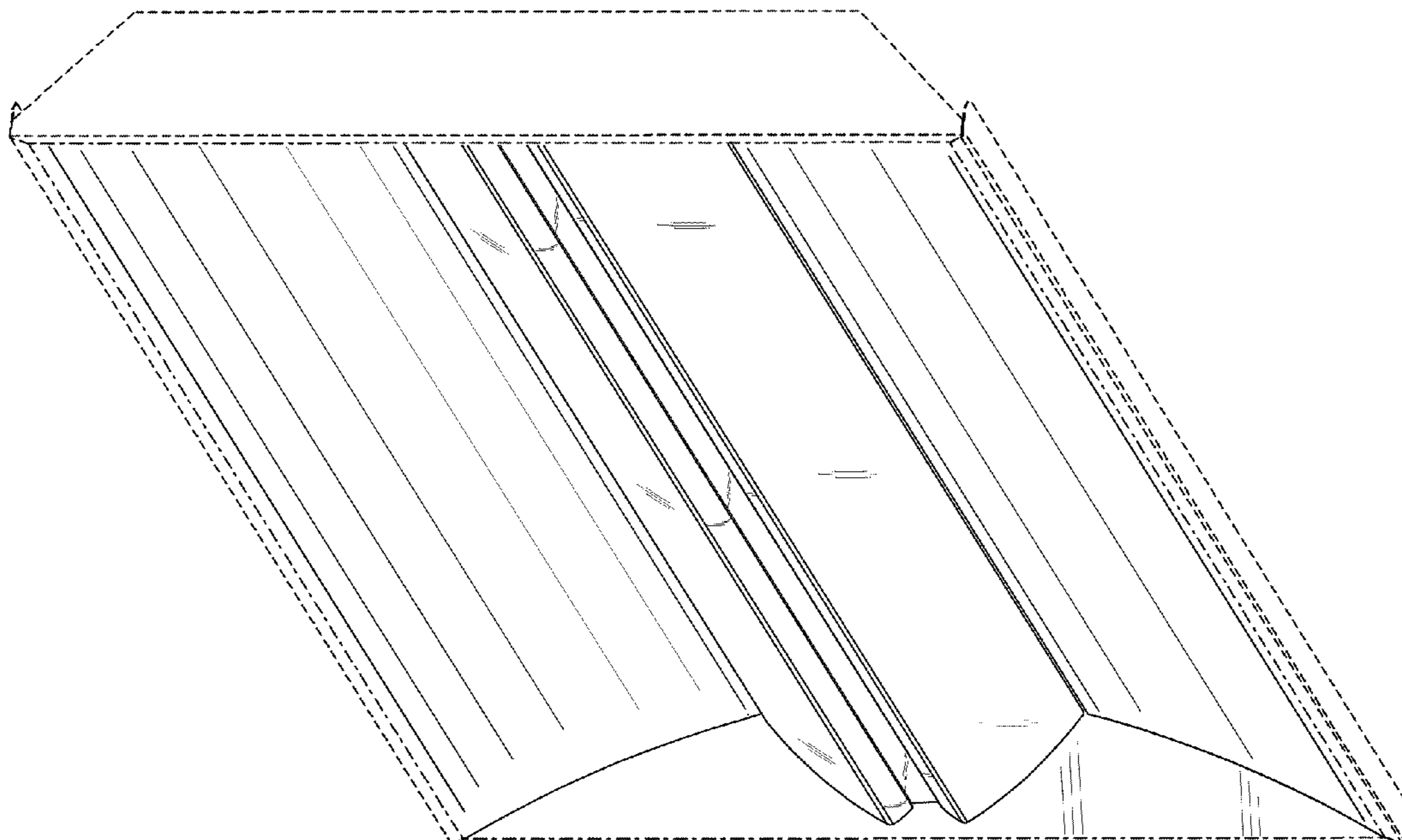


Fig. 1

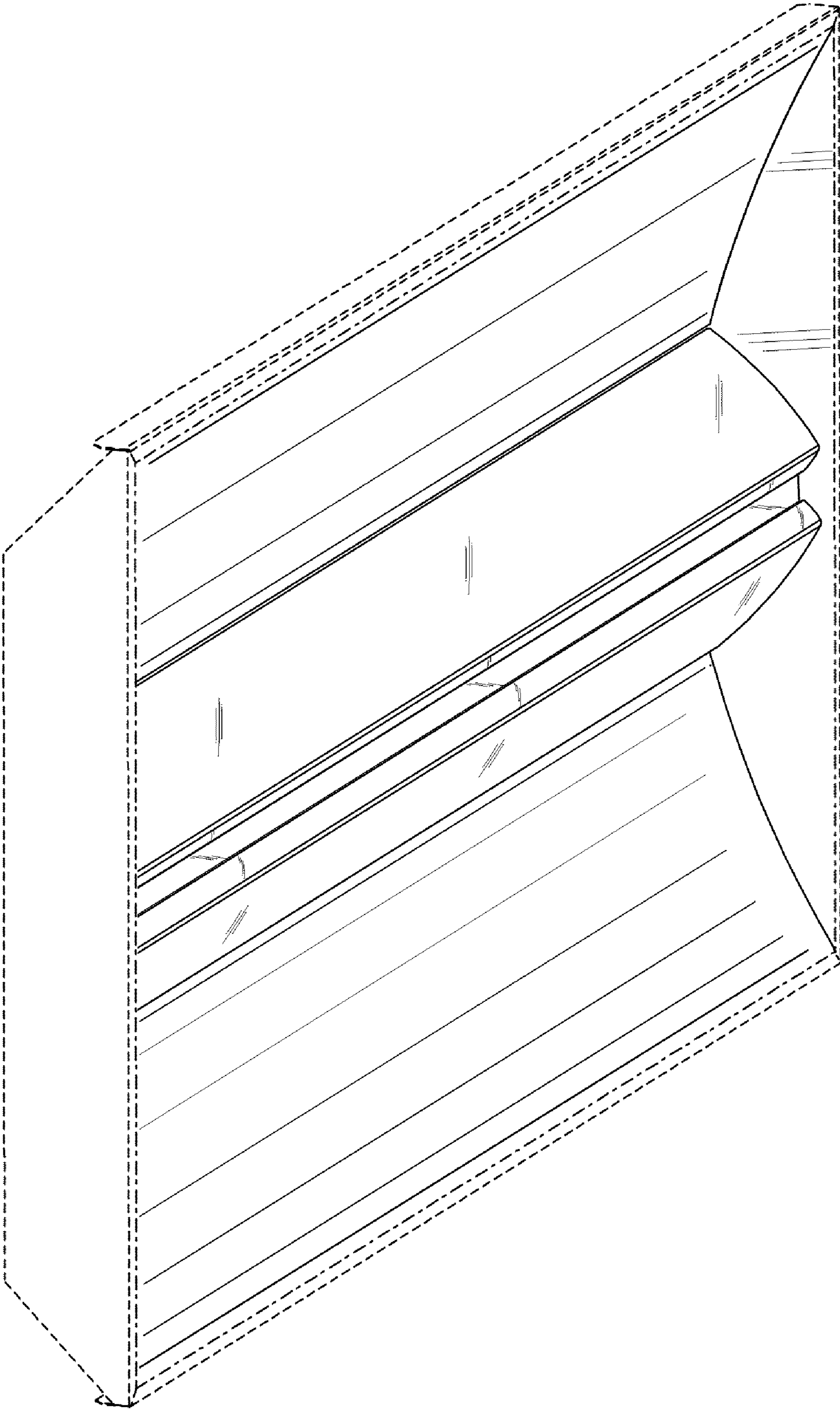


Fig. 2




Fig. 3



Fig. 4




Fig. 5




Fig. 6




Fig. 7

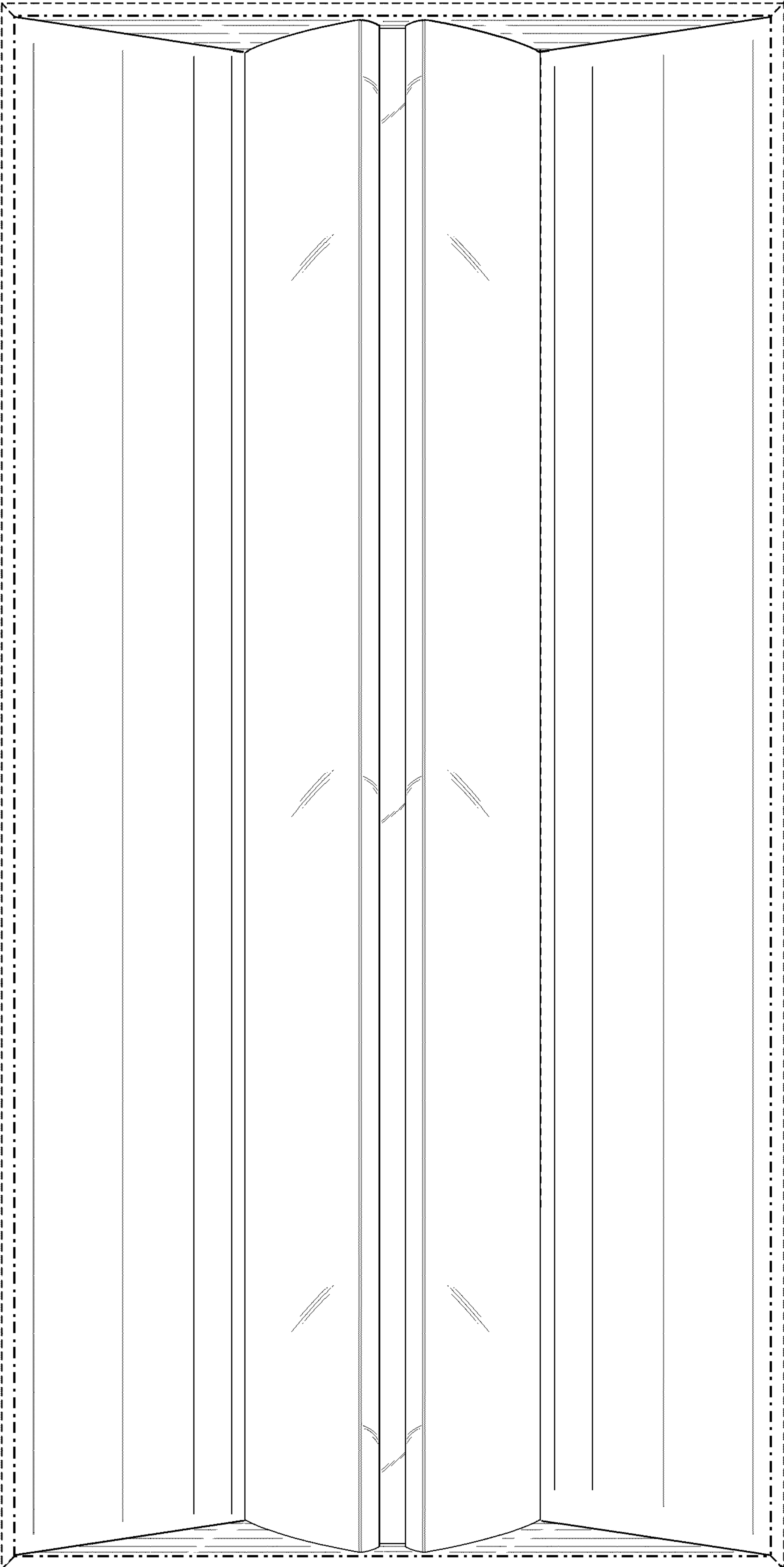


Fig. 8

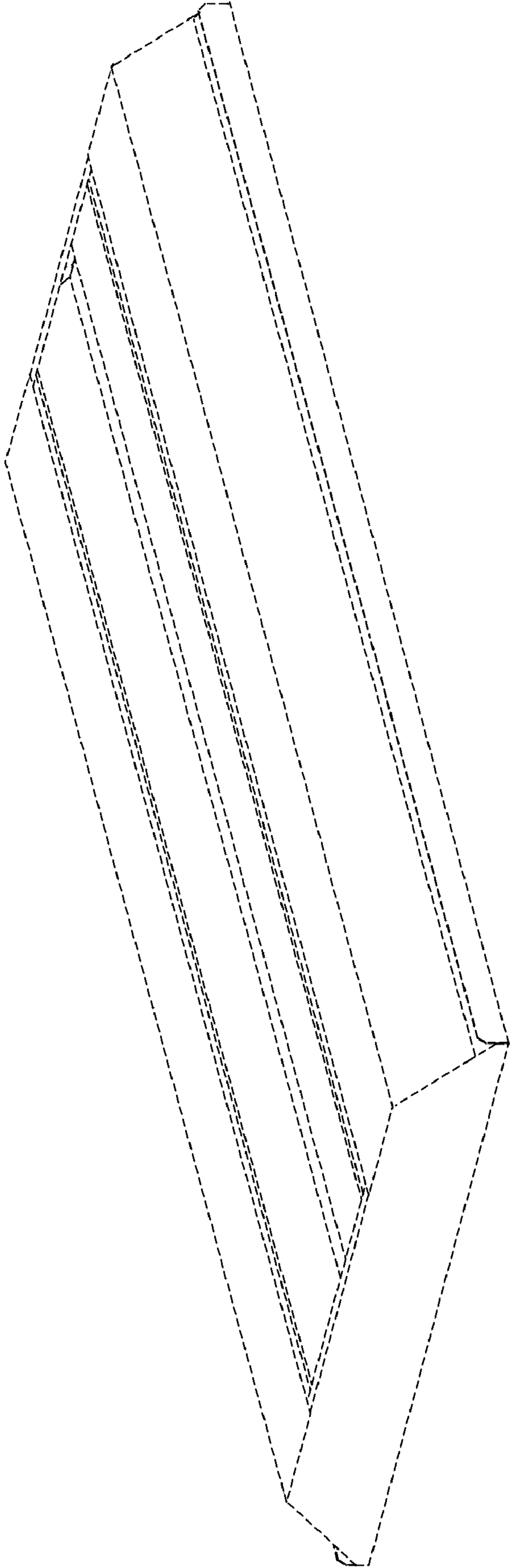


Fig. 9

