



US00D608460S

(12) **United States Design Patent**
Bundschuh et al.

(10) **Patent No.:** **US D608,460 S**
(45) **Date of Patent:** **** Jan. 19, 2010**

(54) **SKIRT PANEL AND RAILING FOR A RAISED PLATFORM**

(75) Inventors: **Marc Bundschuh**, Heidelberg (DE); **Thomas Fritz**, Mannheim (DE); **Michael Gund**, Mühlhausen (DE); **Birgit Knepper**, Bammental (DE); **Ute Thurecht**, Neckarsteinach (DE); **Bernd Reibl**, Bad Schöborn (DE); **Oliver Stenzel**, Neckargemünd (DE); **Björn Wilke**, Darmstadt (DE); **Eckard Köbler**, Heidelberg (DE); **Volkhard Franke**, Schriesheim (DE)

(73) Assignee: **Heidelberger Druckmaschinen AG**, Heidelberg (DE)

(**) Term: **14 Years**

(21) Appl. No.: **29/306,874**

(22) Filed: **Apr. 17, 2008**

(30) **Foreign Application Priority Data**

Oct. 17, 2007 (EM) 000809942

(51) **LOC (9) Cl.** **25-02**

(52) **U.S. Cl.** **D25/38**

(58) **Field of Classification Search** 52/6, 52/183, 184, 169.12; 256/1, 24, 59; D25/62, D25/12, 38

See application file for complete search history.

(56) **References Cited**

U.S. PATENT DOCUMENTS

4,811,530 A * 3/1989 Eyerly 52/6

4,883,267 A * 11/1989 Burley 472/90
4,997,165 A * 3/1991 Wiese 256/59
5,848,501 A * 12/1998 Taipale et al. 52/126.4
D404,141 S * 1/1999 Borglum D25/38
6,817,952 B2 * 11/2004 Martin et al. 472/92
2006/0186391 A1 * 8/2006 Hansen 256/24

* cited by examiner

Primary Examiner—Doris Clark

(74) *Attorney, Agent, or Firm*—Laurence A. Greenberg; Werner H. Stemer; Ralph E. Locher

(57) **CLAIM**

The ornamental design for the skirt panel and railing for a raised platform, as shown and described.

DESCRIPTION

FIG. 1 is a left front perspective view of the skirt panel and railing for a raised platform, showing my new design;

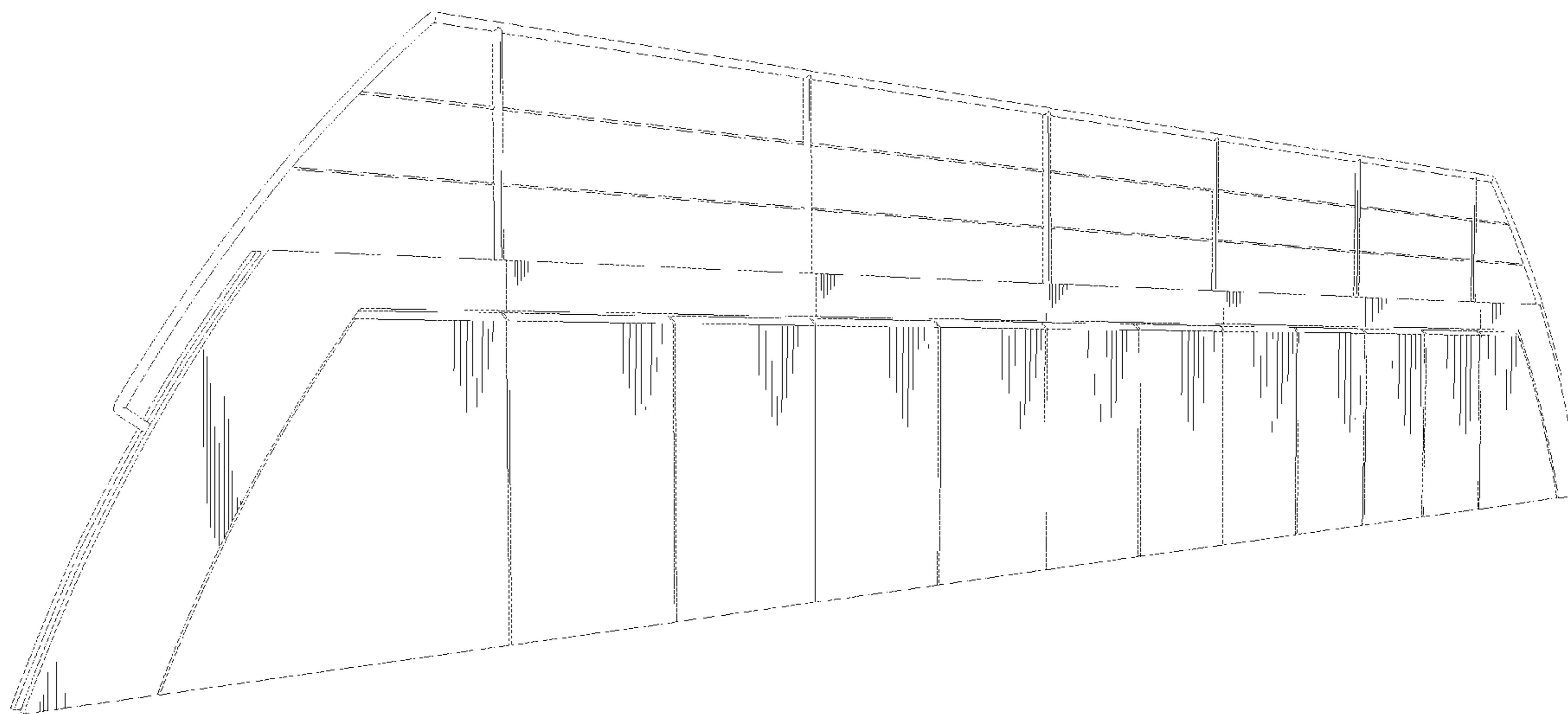
FIG. 2 is a right front perspective view thereof;

FIG. 3 is a front elevational view thereof, the rear view being substantially identical.

FIG. 4 is a left side elevational view thereof; the right side being substantially identical; and,

FIG. 5 is a top plan view thereof.

1 Claim, 5 Drawing Sheets



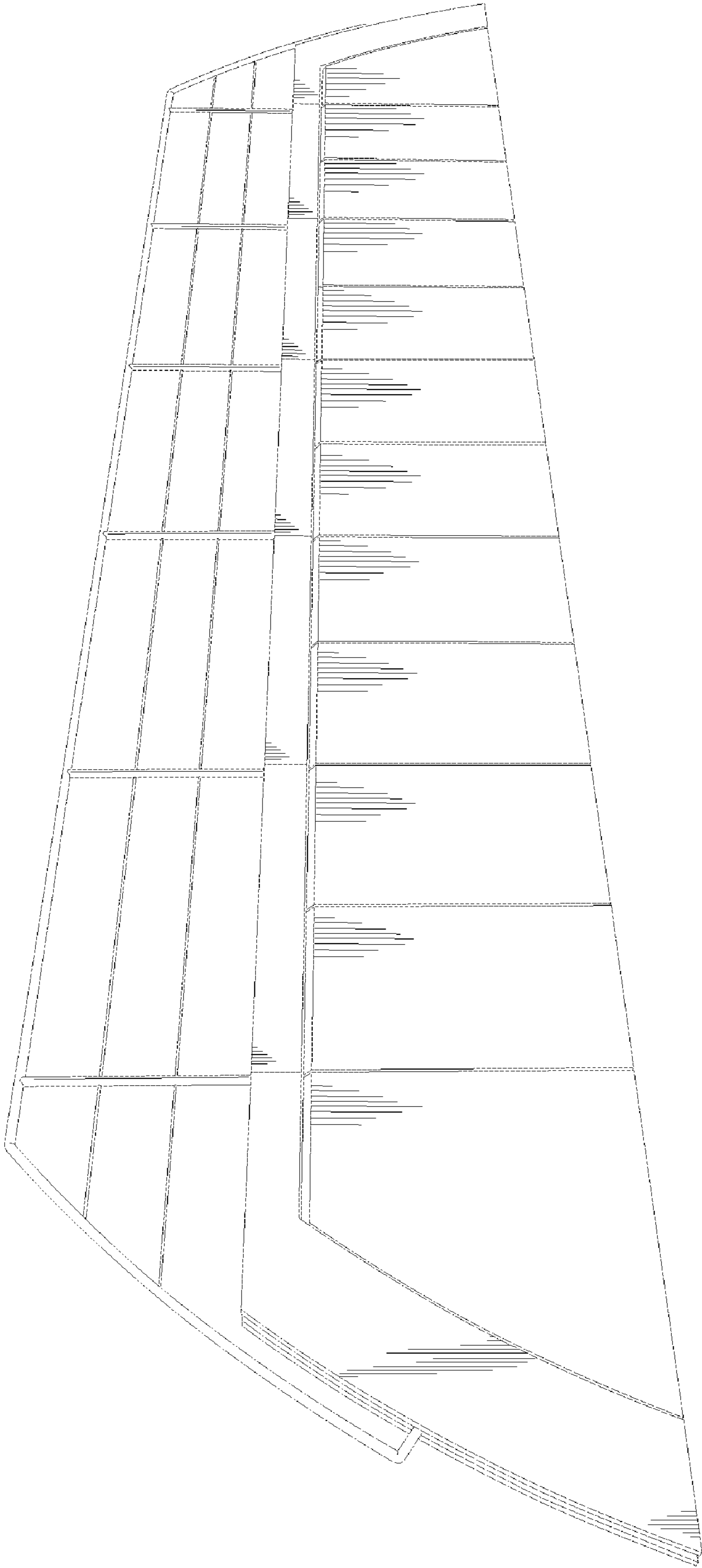


FIG. 1

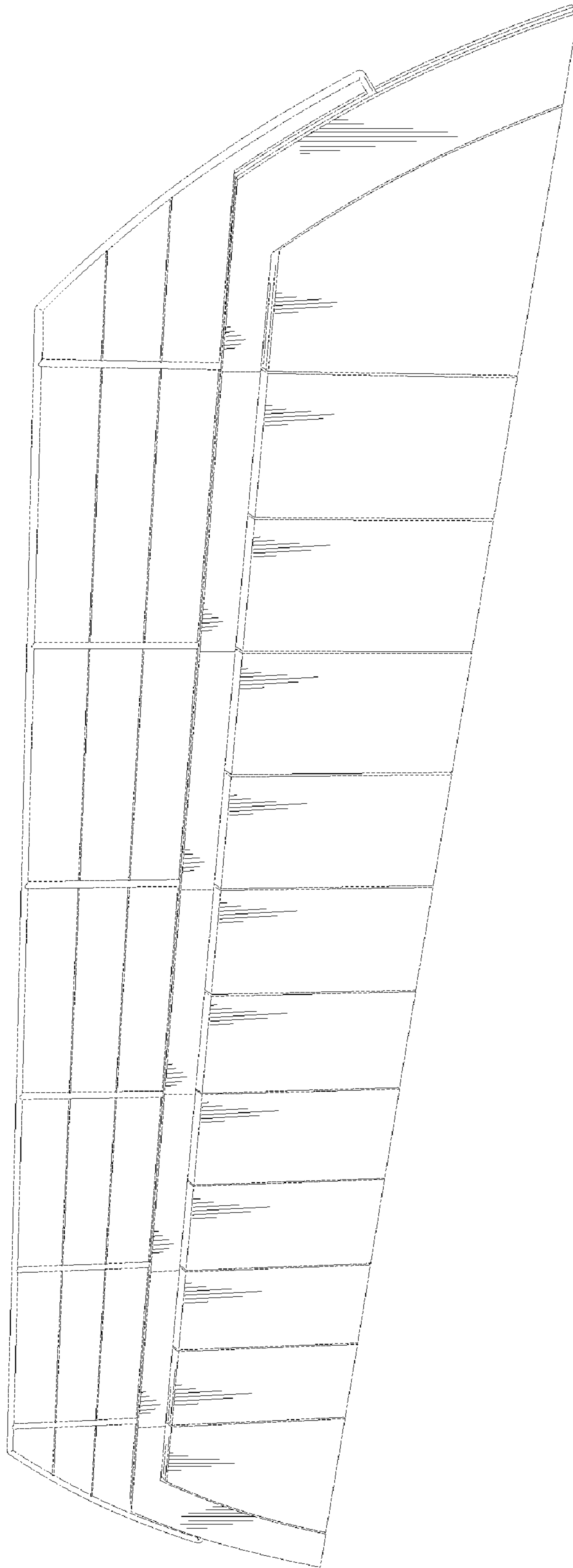


FIG. 2




FIG. 3




FIG. 4



FIG. 5