



US00D608441S

(12) **United States Design Patent**
Scharlott

(10) **Patent No.:** **US D608,441 S**

(45) **Date of Patent:** **** Jan. 19, 2010**

(54) **NOSE FILTER**

(76) **Inventor:** **Richard A. Scharlott**, 204 Rouen Dr.,
St. Louis, MO (US) 63129

(**) **Term:** **14 Years**

(21) **Appl. No.:** **29/339,690**

(22) **Filed:** **Jul. 6, 2009**

(51) **LOC (9) Cl.** **24-04**

(52) **U.S. Cl.** **D24/106**

(58) **Field of Classification Search** D24/106,
D24/110, 135, 162, 164; 128/206.11, 207.13,
128/206.18, 858

See application file for complete search history.

(56) **References Cited**

U.S. PATENT DOCUMENTS

4,030,491	A *	6/1977	Mattila	128/206.11
D335,921	S *	5/1993	Brake	D23/365
D428,946	S *	8/2000	Boorstein	D21/679
D451,193	S	11/2001	McCormick		
6,564,800	B1 *	5/2003	Olivares	128/206.11

6,701,924	B1 *	3/2004	Land et al.	128/206.11
D590,055	S *	4/2009	Butler et al.	D24/106
D591,416	S *	4/2009	Prowizor et al.	D24/106
2005/0066973	A1 *	3/2005	Michaels	128/206.11
2008/0023007	A1 *	1/2008	Dolezal et al.	128/206.11

* cited by examiner

Primary Examiner—Caron Veynar

Assistant Examiner—Kelley A Donnelly

(74) *Attorney, Agent, or Firm*—Charles McCloskey

(57) **CLAIM**

The ornamental design for the nose filter, as shown and described.

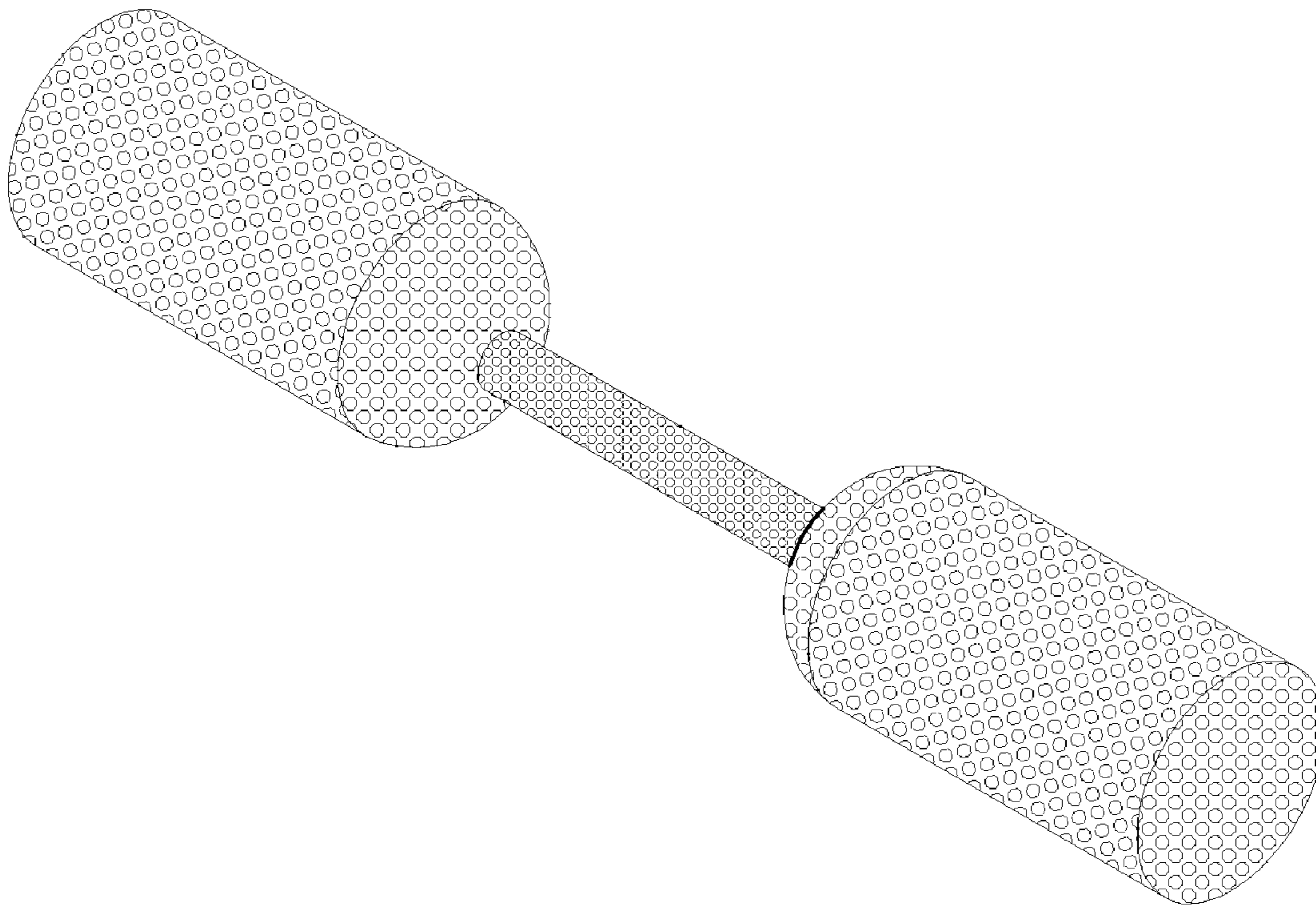
DESCRIPTION

FIG. 1 is an isometric view of the nose filter of the present invention;

FIG. 2 is a front view of the nose filter of the present invention; and,

FIG. 3 is an end view of the nose filter of the present invention.

1 Claim, 1 Drawing Sheet



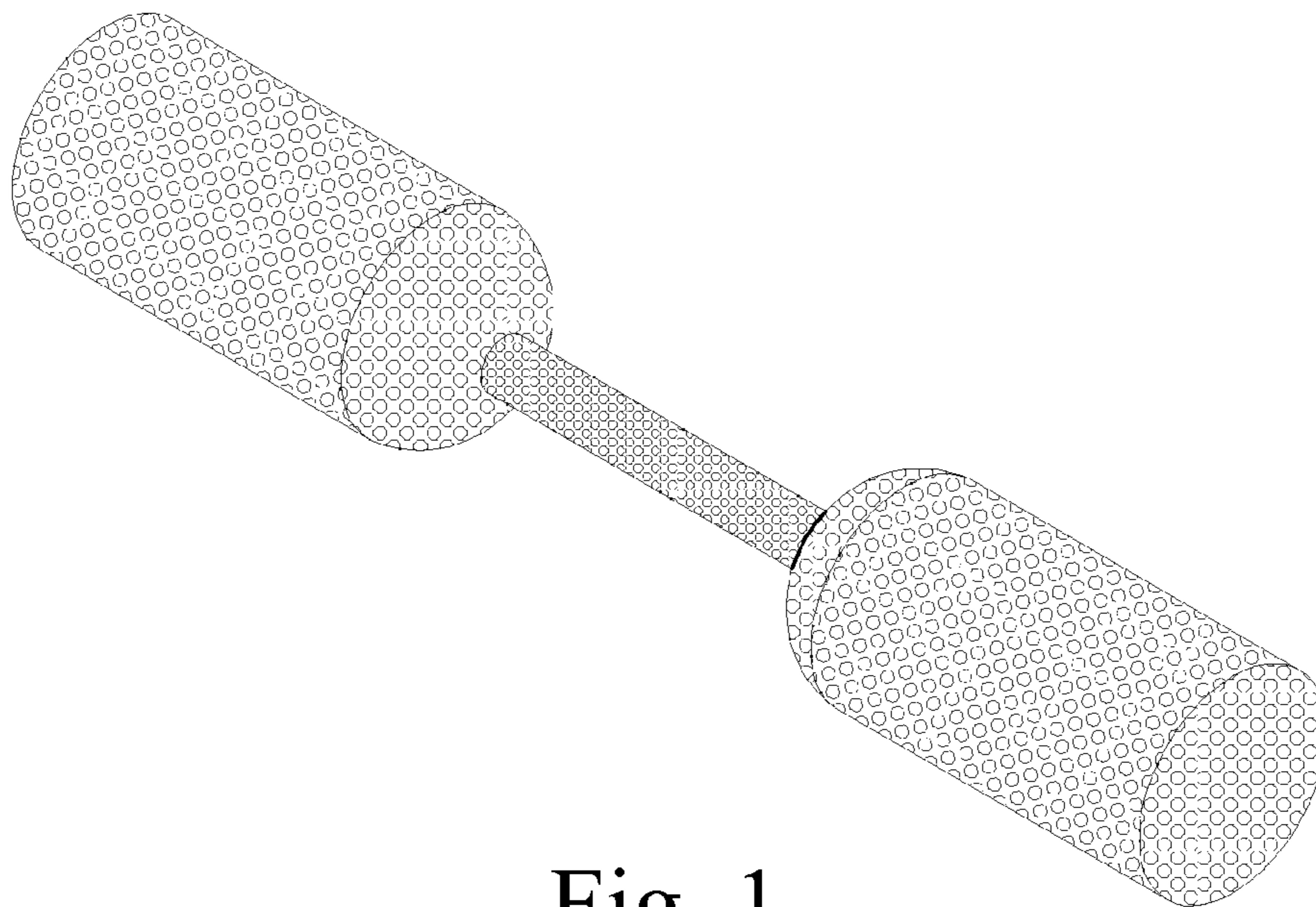


Fig. 1

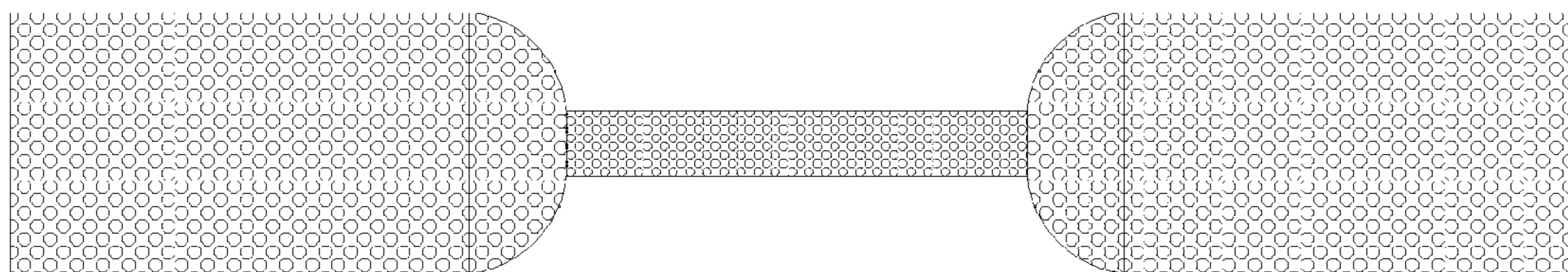


Fig. 2

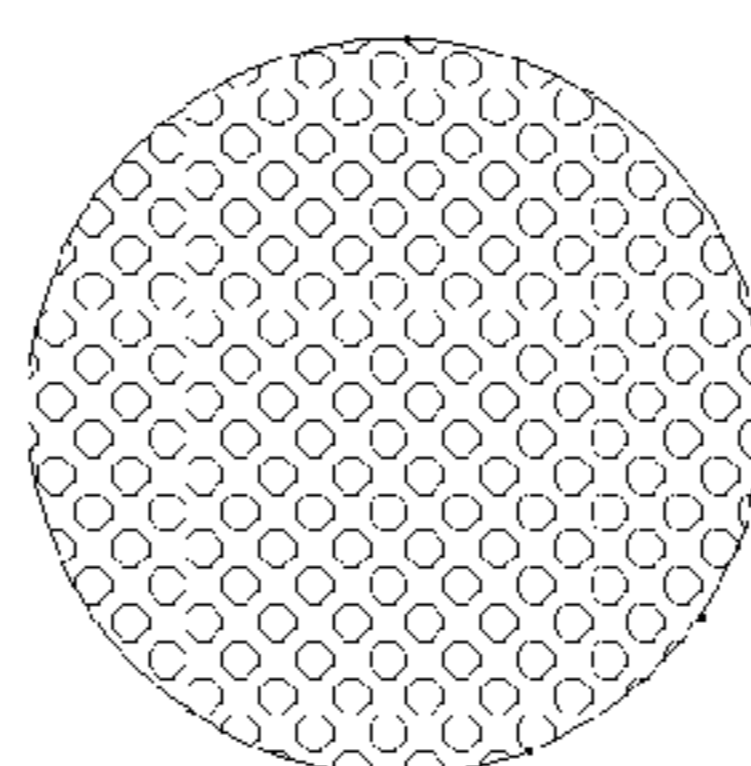


Fig. 3