



US00D608440S

(12) **United States Design Patent**
Rumens et al.

(10) **Patent No.:** **US D608,440 S**
(45) **Date of Patent:** **** *Jan. 19, 2010**

(54) **FIREBOX SURROUND**

684,708 A * 10/1901 McFall 52/20

(75) Inventors: **Kurt W. F. Rumens**, Kirkland, WA
(US); **Vance Smith**, Brookfield, VT (US)

(Continued)

(73) Assignee: **Travis Industries, Inc.**, Kirkland, WA
(US)

OTHER PUBLICATIONS

(*) Notice: This patent is subject to a terminal disclaimer.

Exterior of apse of the Basilica of Constantine and Maxentius in Rome dated 308-312 also called Tempio della Pace found at quenti. quipo.it/romearthlover/Glossary.html on Jan. 2, 2009.*

(**) Term: **14 Years**

(Continued)

(21) Appl. No.: **29/299,953**

Primary Examiner—Robert M Spear

Assistant Examiner—Karen Acker

(22) Filed: **Jan. 7, 2008**

(74) *Attorney, Agent, or Firm*—Perkins Coie LLP

Related U.S. Application Data

(57) **CLAIM**

(60) Continuation of application No. 29/278,039, filed on Mar. 16, 2007, now Pat. No. Des. 559,376, which is a division of application No. 29/243,415, filed on Nov. 23, 2005, now Pat. No. Des. 541,928, which is a continuation of application No. 29/179,640, filed on Apr. 11, 2003, now Pat. No. Des. 515,691.

The ornamental design for the firebox surround, as shown and described.

DESCRIPTION

(51) **LOC (9) Cl.** **23-03**

(52) **U.S. Cl.** **D23/405**

(58) **Field of Classification Search** D23/342-345, D23/348-350, 386, 403-406, 499; 52/36.3, 52/217, 315, 530, 717.06, 84-86, 80.1, 138, 52/223.3; 126/298, 345, 500, 512, 515-520, 126/521, 523, 530, 540, 544, 545, 547, 548; 16/DIG. 11; 160/DIG. 9; 129/144, 147, 129/150, 151; 122/116; D25/13, 21, 28, D25/35

FIG. 1 is an isometric view of an embodiment of the firebox surround showing our new design.

FIG. 2 is a front elevational view of the embodiment.

FIG. 3 is a rear elevational view of the embodiment.

FIG. 4 is a right-side elevational view of the embodiment. The left-side elevational view of the embodiment is a mirror image of the right-side elevational view.

FIG. 5 is a top plan view of the embodiment; and,

FIG. 6 is a bottom plan view of the embodiment.

The broken lines in the drawings represent internal boundaries of the design and unclaimed portions of the design. The broken lines and the areas within the broken lines form no part of the claimed design.

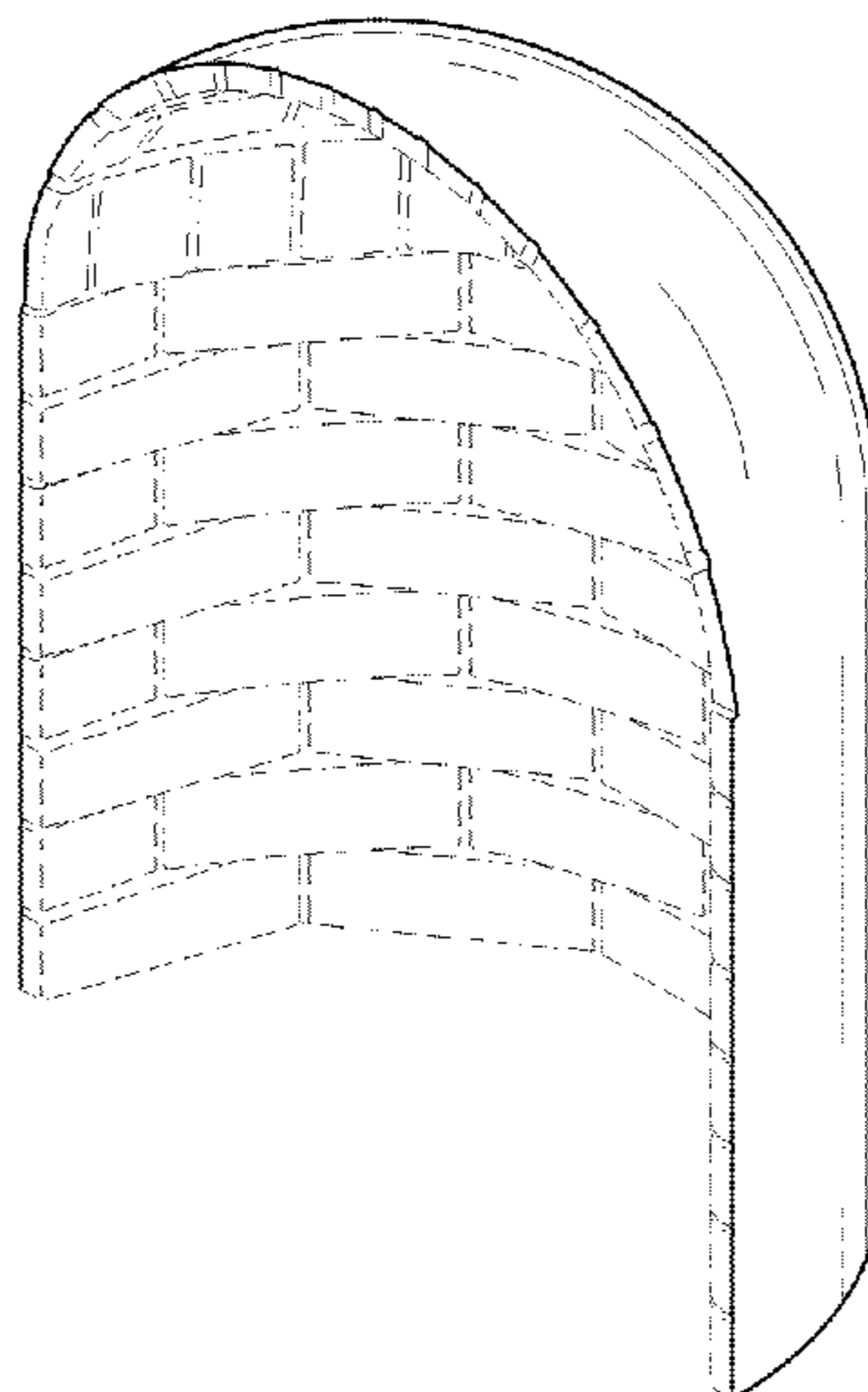
See application file for complete search history.

(56) **References Cited**

U.S. PATENT DOCUMENTS

165,279 A * 7/1875 Warmington et al. 126/524

1 Claim, 2 Drawing Sheets



U.S. PATENT DOCUMENTS

795,984	A *	8/1905	Julian	454/183
935,269	A *	9/1909	Monta	52/11
1,988,856	A *	1/1935	Passino	52/591.1
2,075,433	A *	3/1937	Eisentrager	126/151
2,263,926	A *	11/1941	Lewis	126/151
2,335,300	A *	11/1943	Neff	264/32
D181,582	S *	12/1957	Fraser	D25/19
3,004,302	A *	10/1961	Nightingale	52/247
3,049,070	A *	8/1962	Hawk	52/63
3,091,581	A *	5/1963	Barr et al.	376/421
3,118,010	A *	1/1964	Harrington	264/32
3,130,487	A *	4/1964	Mears	29/424
3,136,380	A *	6/1964	McCoy et al.	181/198
3,171,370	A *	3/1965	Fay	110/335
3,277,219	A *	10/1966	Turner	264/45.2
3,291,087	A *	12/1966	Kransnick	114/324
3,293,676	A *	12/1966	Link	441/2
3,357,142	A *	12/1967	Furrer et al.	52/2.15
3,462,521	A *	8/1969	Bini	264/32
3,528,400	A *	9/1970	Norwalk	126/144
3,555,663	A *	1/1971	Forman	29/463
3,668,287	A *	6/1972	Mackie	264/45.2
3,893,270	A *	7/1975	Schupack et al.	376/296
3,914,077	A *	10/1975	Lodes	425/60
4,041,671	A *	8/1977	Nicholson	52/745.07
4,068,421	A *	1/1978	Marovich	52/81.4
4,170,093	A *	10/1979	Cappellini et al.	52/745.07
4,307,554	A *	12/1981	Morrison et al.	52/745.07
4,432,339	A *	2/1984	Hebert	126/367.1
4,550,544	A *	11/1985	Thoeny	52/745.07
4,601,896	A *	7/1986	Nugent	424/453
4,738,817	A *	4/1988	Wittwer et al.	264/328.14
4,848,046	A *	7/1989	Wallhead	52/81.4
4,893,721	A *	1/1990	Bodenmann et al.	220/8
5,074,426	A *	12/1991	Goodhart et al.	220/4.24

5,177,919	A *	1/1993	Dykmans	52/298
5,671,568	A *	9/1997	Armanno, Sr.	52/66
5,715,854	A *	2/1998	Andrieux et al.	135/94
5,881,530	A *	3/1999	Dykmans	52/745.2
6,526,703	B2 *	3/2003	Huang et al.	52/81.1
6,840,013	B2 *	1/2005	South	52/2.15
D507,049	S *	7/2005	Rumens	D23/404
D515,691	S *	2/2006	Rumens et al.	D23/403
7,077,122	B2 *	7/2006	Lyons et al.	126/500
7,140,364	B1 *	11/2006	Buffington	126/500
D537,155	S *	2/2007	Berg et al.	D23/343
7,284,550	B2 *	10/2007	Walker et al.	126/242
2002/0100228	A1 *	8/2002	Yoder	52/80.1
2005/0103324	A1 *	5/2005	Lyons et al.	126/512
2007/0017915	A1 *	1/2007	Weder et al.	220/4.21

OTHER PUBLICATIONS

Monastery of Varagavank, Armenia c. 17th century, image 11 of Niche in the north wall of the zhamatun, image 14, interior of Church of the Mother of God; image 15 brick arches and squinches; image 17, remaining church apse; other images show outside hemi-sphere forms; found at <http://www.virtualani.org/varagavank/index.htm> on Jan. 2, 2009.*

Examples of Iararia (domestic shrines) from ancient Rome c. 1st century CA, 1, Niche within atrium, Ostia, 2, Niche in House of Lararium of Achilles, Pompeii, found at <http://www.religioromana.net/lararia.htm> on Jan. 2, 2009.*

Types of Nuclear Containment Design, 4 pages dated 2007; images on p. 3 and those pointed out on pp. 1 and 2; found at: <http://www.psctendon.com/nuclear/containmentdesign.html> In search of images of cylinders with hemispherical top on Sep. 8, 2009.*

“The Pantheon’s Volume”, article by Hiroko K Warshauer, p. 4 of 5 pages of vol. 22 Nov. 1999, “Math Explorer” found at www.matherexplore.com in search of images of cylinders with hemispherical top on Sep. 8, 2009.*

* cited by examiner

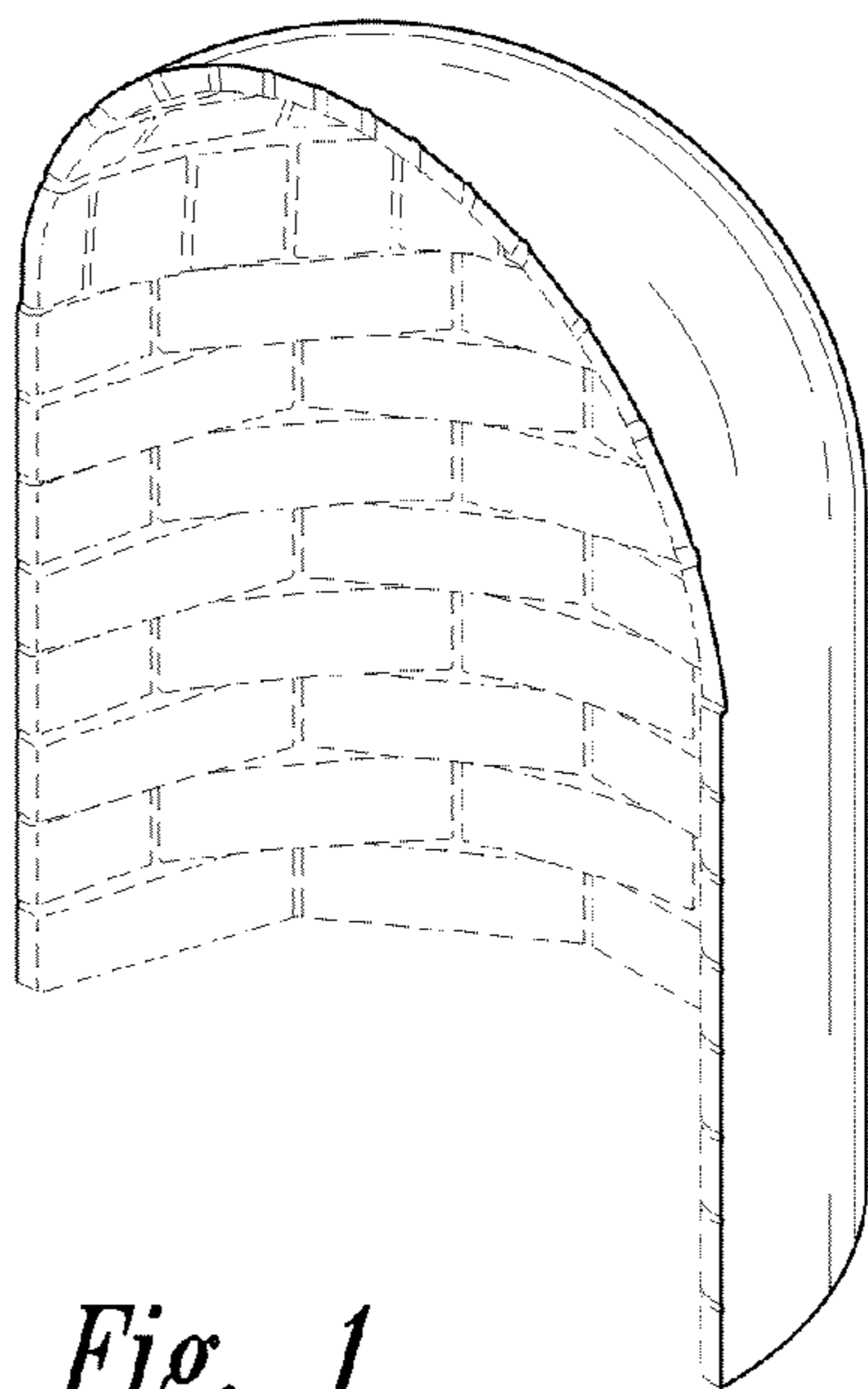


Fig. 1

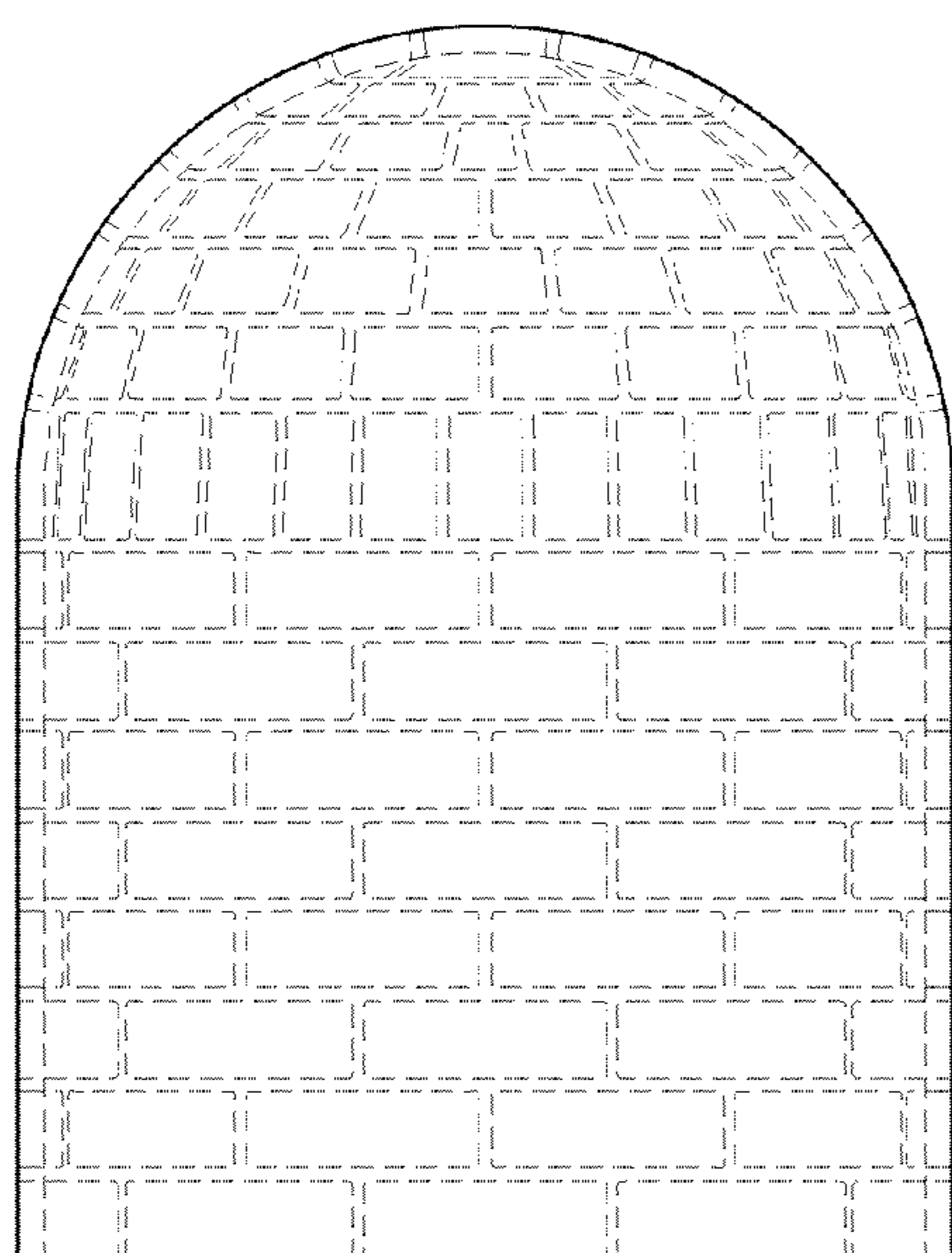


Fig. 2

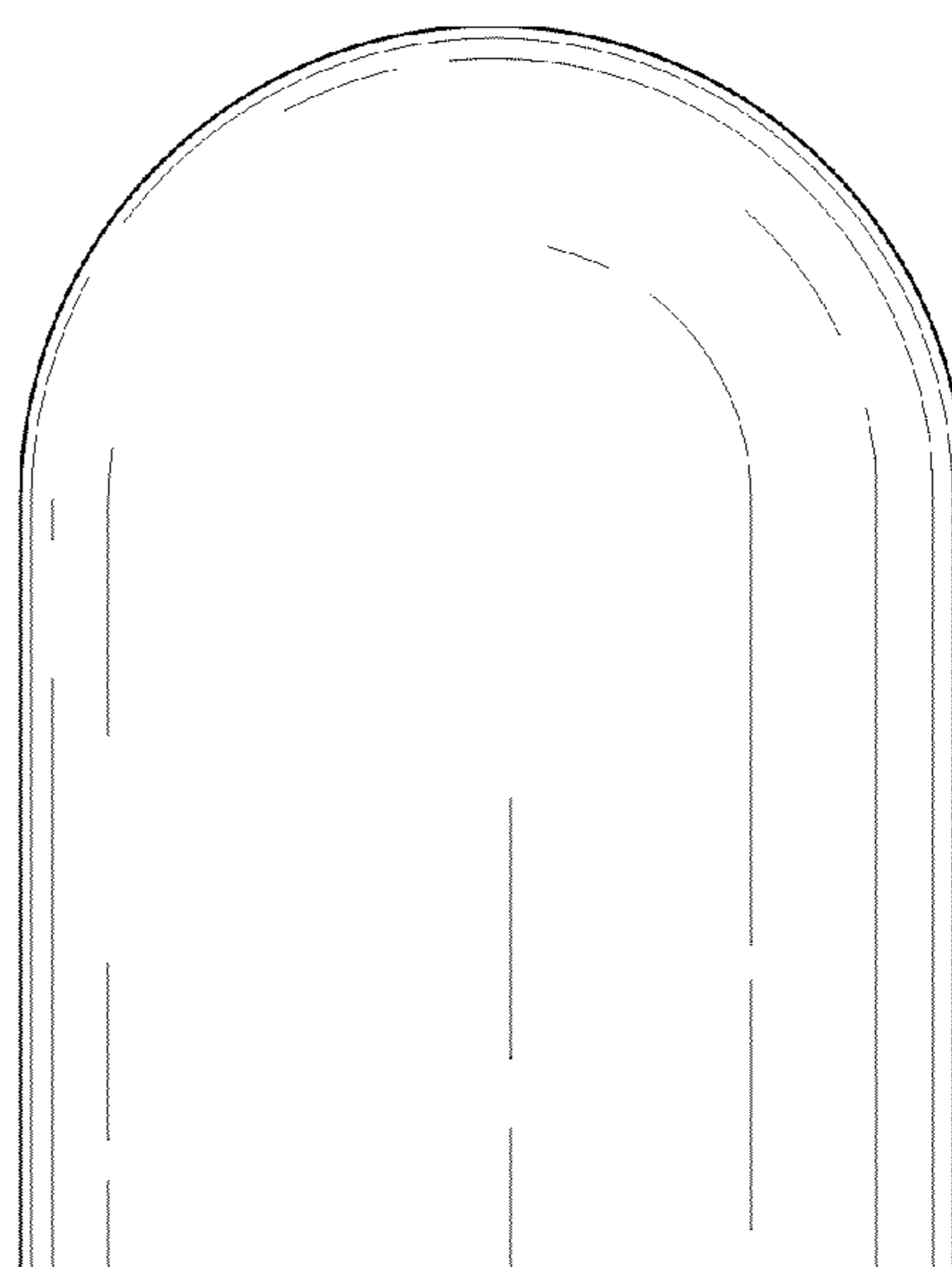


Fig. 3

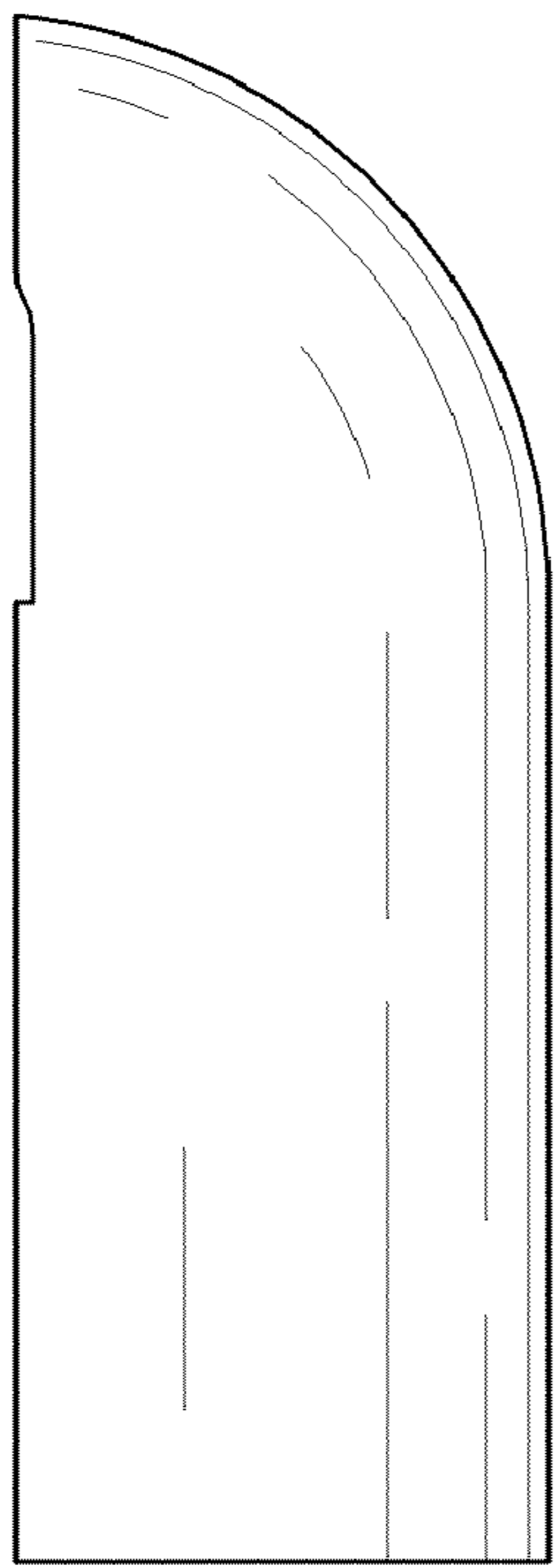


Fig. 4

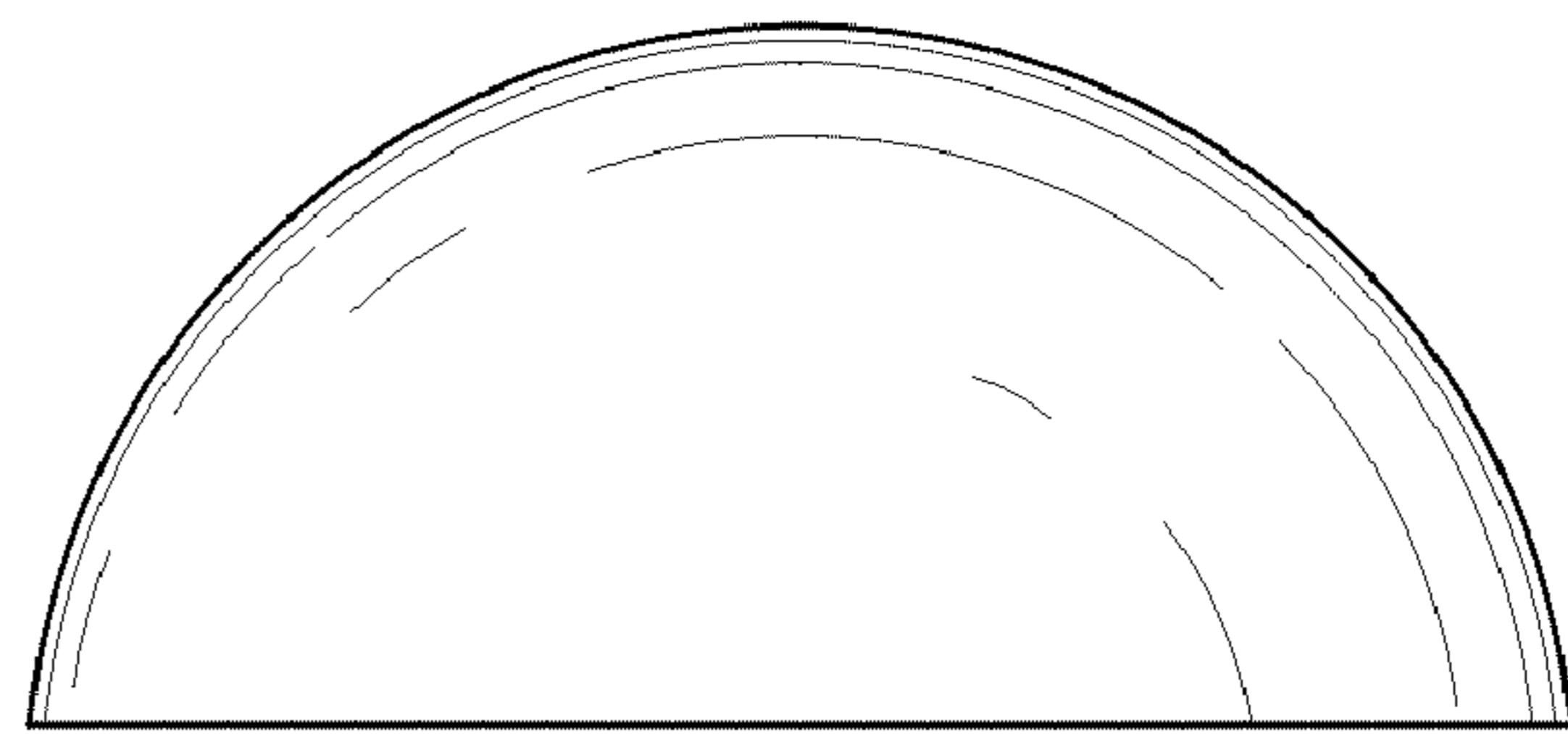


Fig. 5

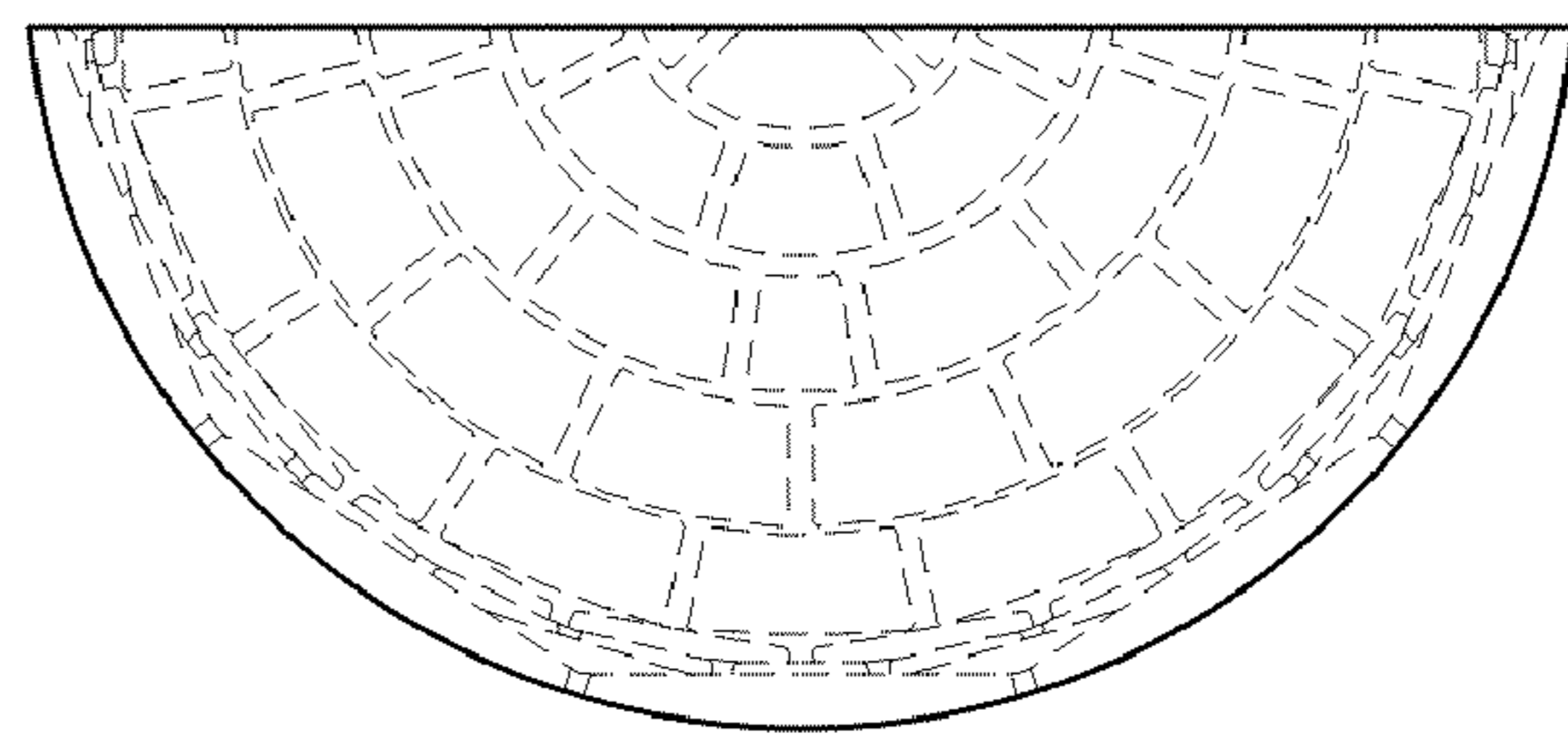


Fig. 6