

US00D608435S

(12) **United States Design Patent**  
**Zobeles et al.**

(10) **Patent No.:** **US D608,435 S**  
(45) **Date of Patent:** **\*\* Jan. 19, 2010**

(54) **GRILL FOR DEVICE FOR DIFFUSING SUBSTANCES**

(75) Inventors: **Franco Zobeles**, Trento (IT); **Walter Sordo**, Trento (IT); **Stefano Deflorian**, Trento (IT)

(73) Assignee: **McNeil-PPC, Inc.**, Skillman, NJ (US)

(\*\*) Term: **14 Years**

(21) Appl. No.: **29/327,093**

(22) Filed: **Oct. 30, 2008**

**Related U.S. Application Data**

(60) Division of application No. 29/286,458, filed on May 7, 2007, now Pat. No. Des. 582,025, which is a continuation of application No. 29/249,603, filed on Oct. 13, 2006, now abandoned.

(51) **LOC (9) Cl.** ..... **28-99**

(52) **U.S. Cl.** ..... **D23/366**

(58) **Field of Classification Search** ..... D23/355-369; 261/DIG. 17, DIG. 42, DIG. 65, DIG. 88, 261/DIG. 89; D28/5, 6; 392/386, 390-394, 392/401, 404, 406; 239/34, 35, 41-44, 53-60, 239/136, 326

See application file for complete search history.

(56) **References Cited**

**U.S. PATENT DOCUMENTS**

3,522,935	A	*	8/1970	Lewis	.....	261/30
D434,485	S	*	11/2000	Furner	.....	D23/366
D443,924	S	*	6/2001	Renella	.....	D23/366
D448,464	S	*	9/2001	Shin	.....	D23/359
D468,033	S	*	12/2002	Warren et al.	.....	D26/26
D484,585	S	*	12/2003	Upson	.....	D23/366
D487,504	S	*	3/2004	Yuen	.....	D23/366
D488,214	S	*	4/2004	Quantin	.....	D23/366
D508,559	S	*	8/2005	Spiegel et al.	.....	D23/366
D508,988	S	*	8/2005	Chen et al.	.....	D23/366
D509,890	S	*	9/2005	Stavale et al.	.....	D23/366
D519,622	S	*	4/2006	Cocchi	.....	D23/366

D520,622	S	*	5/2006	Yamamoto et al.	.....	D23/366
D532,892	S	*	11/2006	Koon	.....	D23/366
D532,893	S	*	11/2006	Wu	.....	D23/366
D534,361	S	*	1/2007	Wolf	.....	D6/323
D543,613	S	*	5/2007	Holekamp	.....	D23/366
D547,852	S	*	7/2007	Wu	.....	D23/366

(Continued)

*Primary Examiner*—Sandra Snapp

(74) *Attorney, Agent, or Firm*—Karen G. Horowitz

(57) **CLAIM**

We claim the ornamental design for a grill for device for diffusing substances, as shown and described.

**DESCRIPTION**

FIG. 1 is a top, right perspective view of a grill for a device for diffusing substances;

FIG. 2 is a front view of the grill of FIG. 1;

FIG. 3 is a top, right perspective view of another grill for a device for diffusing substances;

FIG. 4 is a front view of the grill of FIG. 3;

FIG. 5 is a top view of the grill of FIG. 3;

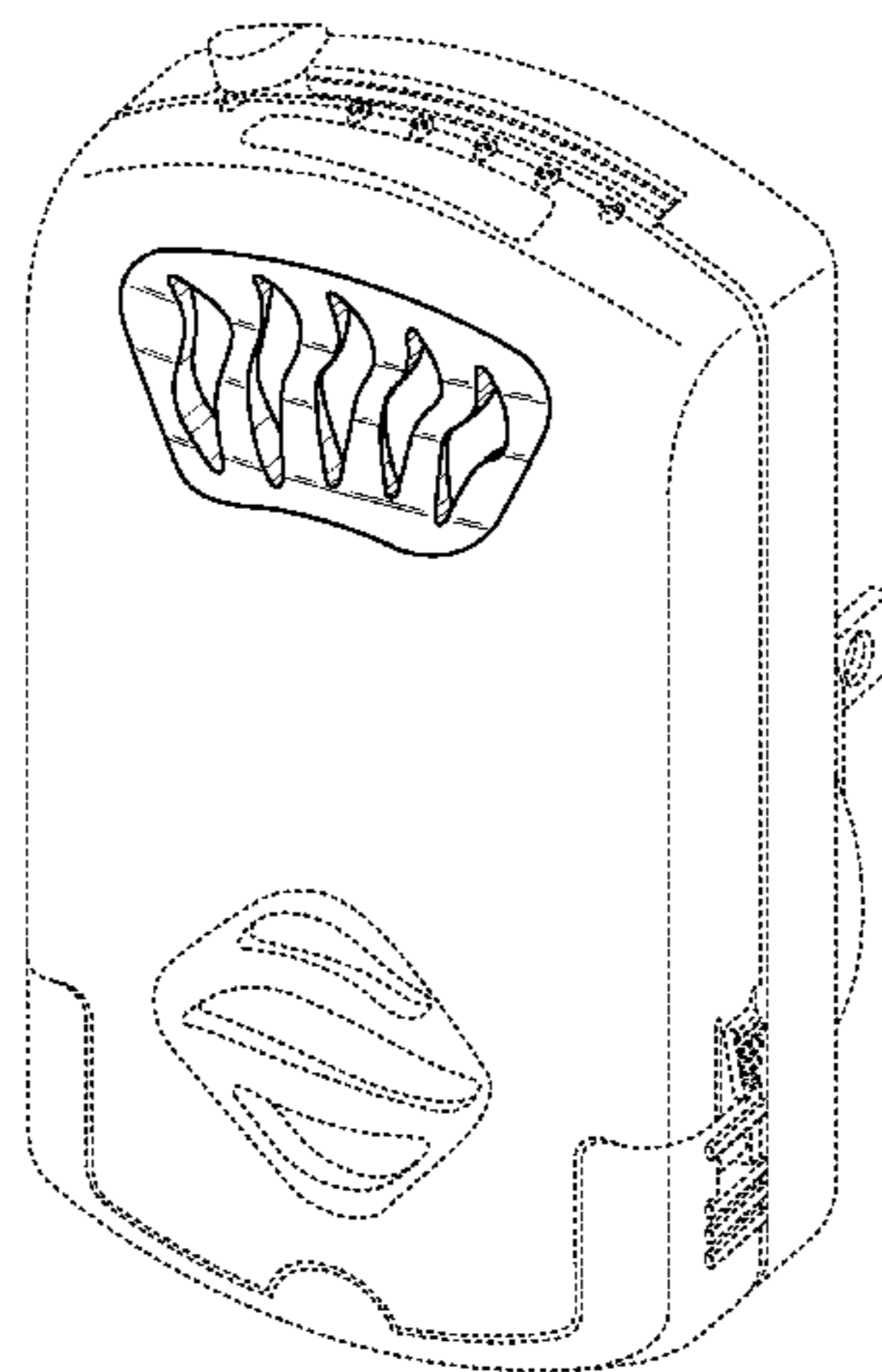
FIG. 6 is a front and right perspective view of the grill of FIG. 3;

FIG. 7 is a top and front perspective view of the grill of FIG. 3; and,

FIG. 8 is a bottom and front perspective view of the grill of FIG. 3.

The broken lines in the drawings illustrate portions of the device for diffusing substances that form no part of the claimed design.

**1 Claim, 7 Drawing Sheets**



# US D608,435 S

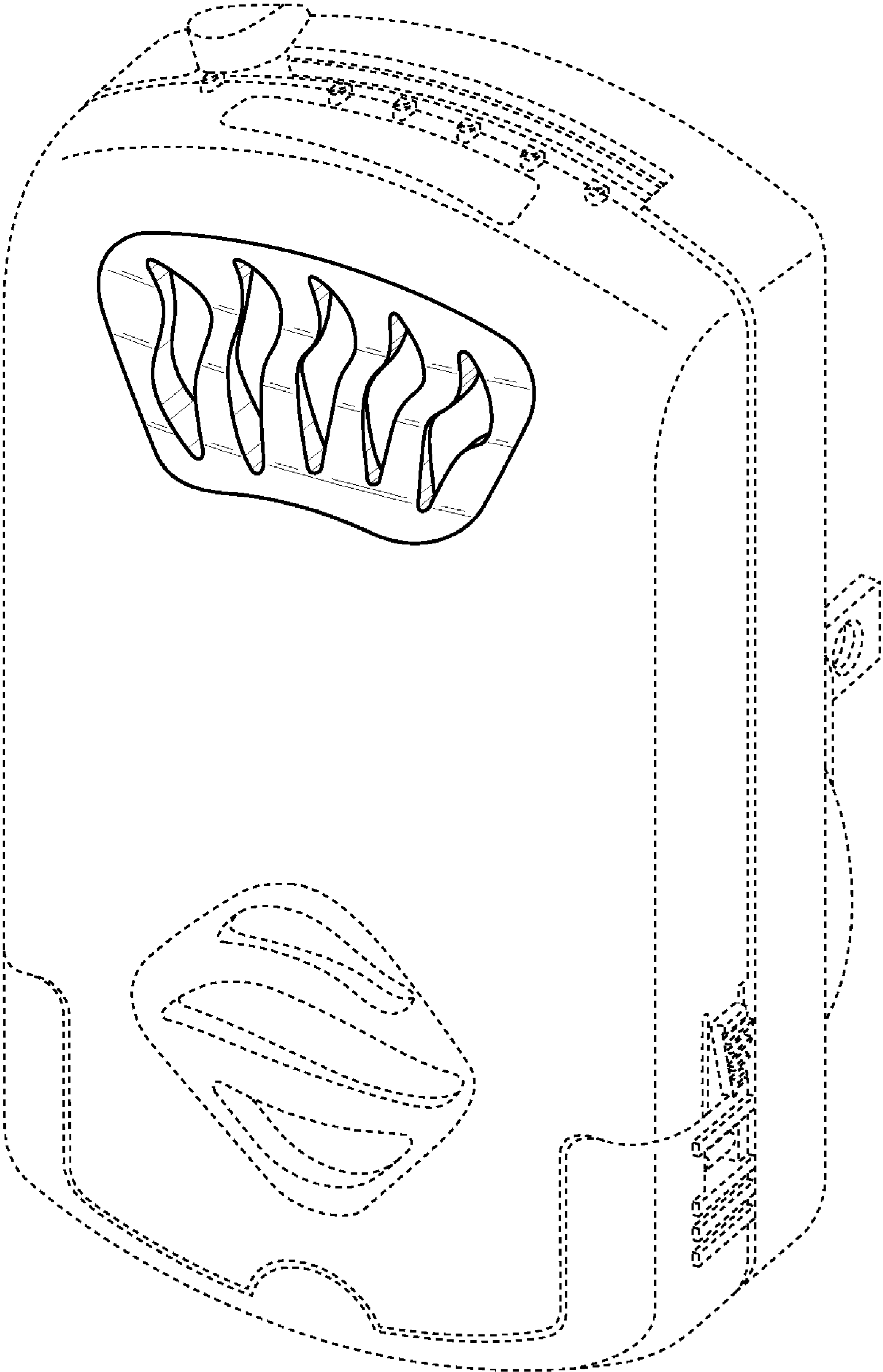
Page 2

---


## U.S. PATENT DOCUMENTS

D548,319 S *	8/2007	Triplett et al. ....	D23/366	D554,247 S *	10/2007	Wu .....	D23/366
D550,344 S *	9/2007	Weggelaar .....	D23/366	D560,788 S *	1/2008	Farrell et al. ....	D23/366
D551,333 S *	9/2007	Wu .....	D23/366	D561,319 S *	2/2008	Weggelaar .....	D23/366
D551,750 S *	9/2007	Wefler .....	D23/366	D564,650 S *	3/2008	Hasik et al. ....	D23/366
D553,729 S *	10/2007	Bayly et al. ....	D23/366	D573,706 S *	7/2008	Zlotnik et al. ....	D23/366
				D582,025 S *	12/2008	Zobebe et al. ....	D23/366

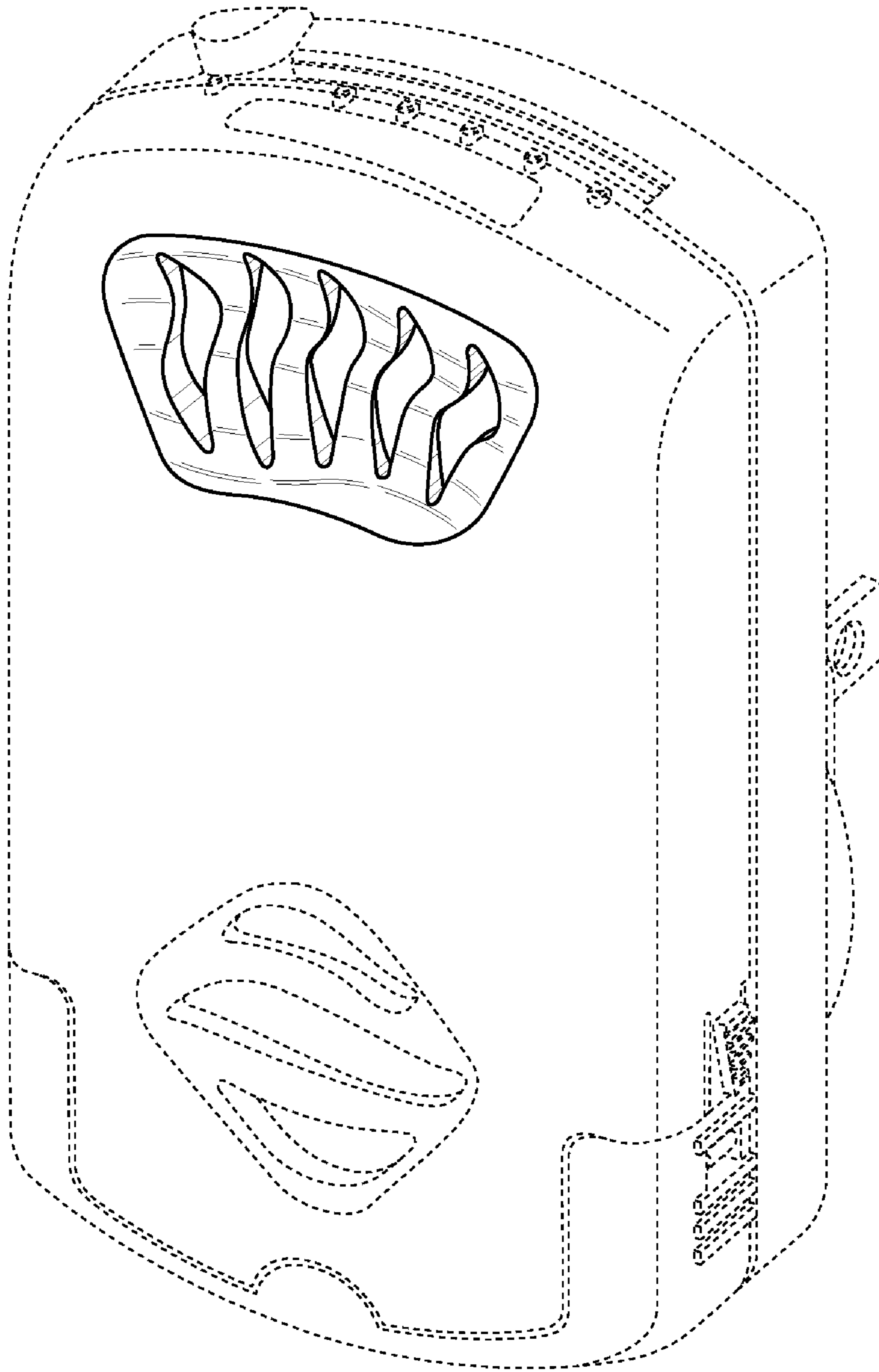
\* cited by examiner




**Fig. 1**



**Fig. 2**

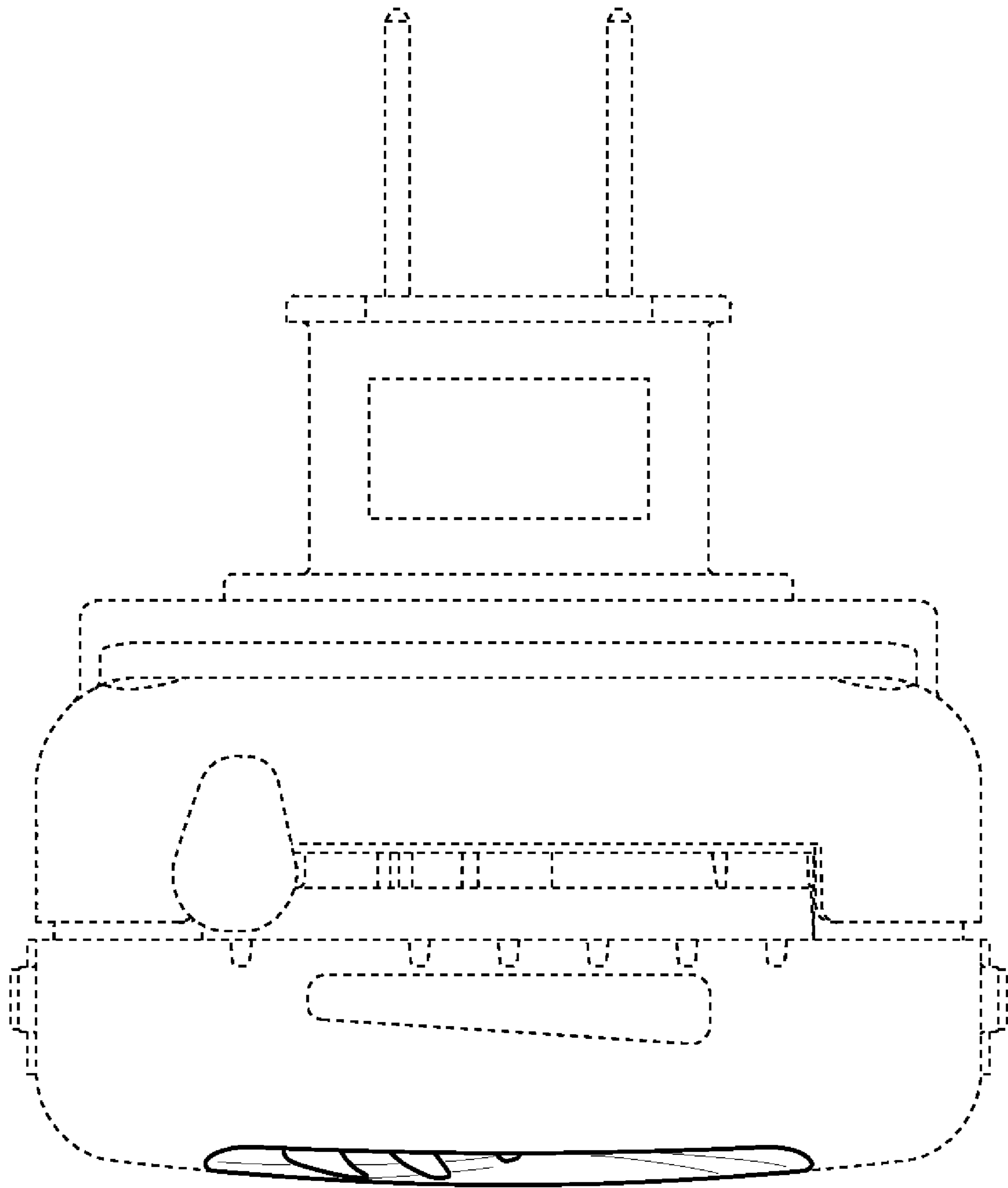


**Fig. 3**




**Fig. 4**



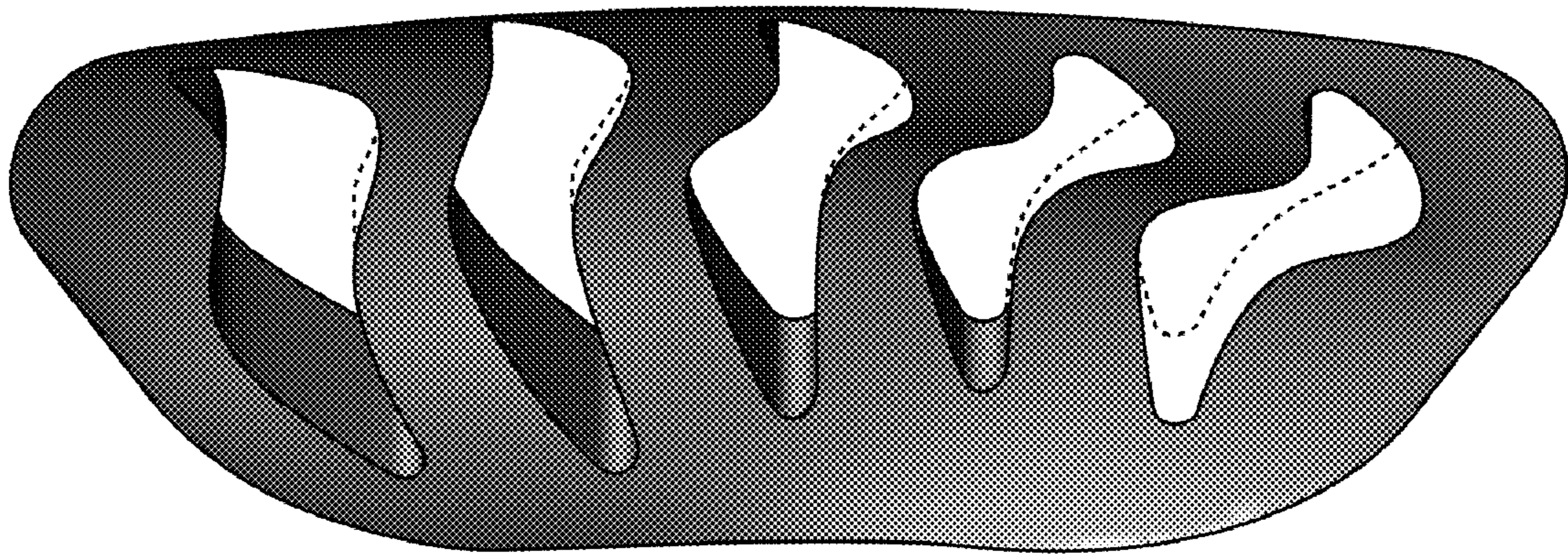


**Fig. 5**

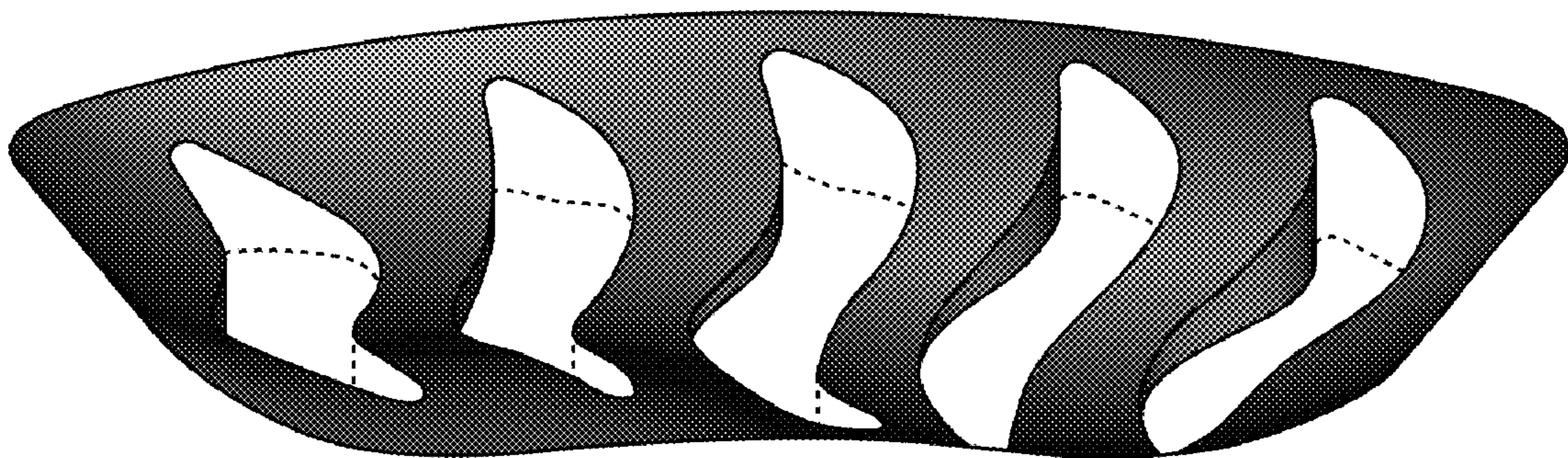


***Fig. 6***





**Fig. 7**



**Fig. 8**