



US00D608433S

(12) **United States Design Patent**  
**Murai et al.**

(10) **Patent No.:** **US D608,433 S**  
(45) **Date of Patent:** **\*\* Jan. 19, 2010**

(54) **AIR PURIFIER**

(75) Inventors: **Yuuichi Murai**, Kusatsu (JP); **Yumi Ohta**, Kusatsu (JP); **Dai Satou**, Kusatsu (JP)

(73) Assignee: **Daikin Industries Ltd.**, Osaka (JP)

(\*\*) Term: **14 Years**

(21) Appl. No.: **29/311,448**

(22) Filed: **May 5, 2009**

**Related U.S. Application Data**

(62) Division of application No. 29/290,171, filed on Nov. 1, 2007.

(30) **Foreign Application Priority Data**

May 24, 2007 (JP) ..... 2007-13777  
May 24, 2007 (JP) ..... 2007-13778  
May 24, 2007 (JP) ..... 2007-13779

(51) **LOC (9) Cl.** ..... **23-04**

(52) **U.S. Cl.** ..... **D23/364**

(58) **Field of Classification Search** ..... D23/364,  
D23/355, 356, 359, 360, 366, 369, 332, 333,  
D23/335, 342, 351; 422/120, 122; 55/356,  
55/473, 504; 96/97; D14/188, 170, 172;  
261/DIG. 17, DIG. 65, DIG. 88, DIG. 31  
See application file for complete search history.

(56) **References Cited**

**U.S. PATENT DOCUMENTS**

D472,626 S \* 4/2003 Nakamura ..... D23/364  
D489,801 S \* 5/2004 Shimizu ..... D23/364

D498,296 S \* 11/2004 Shimizu ..... D23/364  
D537,157 S \* 2/2007 Murai ..... D23/364  
D548,825 S \* 8/2007 Suzuki et al. .... D23/364  
D549,811 S \* 8/2007 Chen ..... D23/359  
D550,343 S \* 9/2007 Chen ..... D23/364  
D550,826 S \* 9/2007 Murai et al. .... D23/364  
D564,645 S \* 3/2008 Shapiro ..... D23/332  
D566,819 S \* 4/2008 Chiu ..... D23/333  
D572,810 S \* 7/2008 Chiu ..... D23/333  
D575,857 S \* 8/2008 Chiu ..... D23/333  
D578,632 S \* 10/2008 Chen ..... D23/364

\* cited by examiner

*Primary Examiner*—T. Chase Nelson

*Assistant Examiner*—David G Muller

(74) *Attorney, Agent, or Firm*—Manabu Kanesaka

(57) **CLAIM**

The ornamental design for an air purifier, as shown and described.

**DESCRIPTION**

FIG. 1 is a perspective view of an air purifier showing our new design;

FIG. 2 is a front view thereof;

FIG. 3 is a rear view thereof;

FIG. 4 is a plan view thereof;

FIG. 5 is a bottom view thereof;

FIG. 6 is a right side view thereof; and,

FIG. 7 is a left side view thereof.

The broken lines depict portions of the air purifier that form no part of the claimed design.

**1 Claim, 6 Drawing Sheets**




Fig. 1

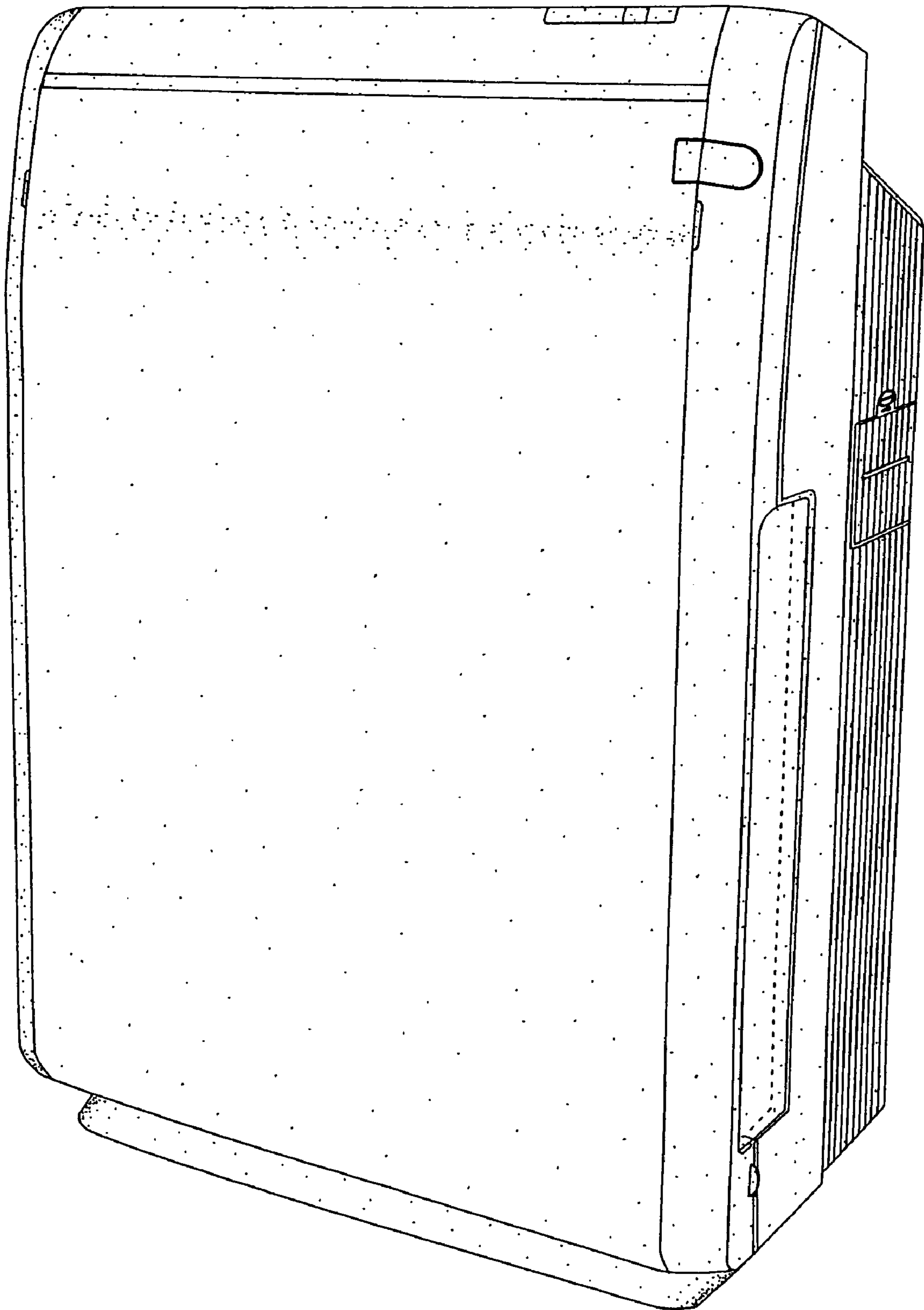


Fig.2




Fig.3

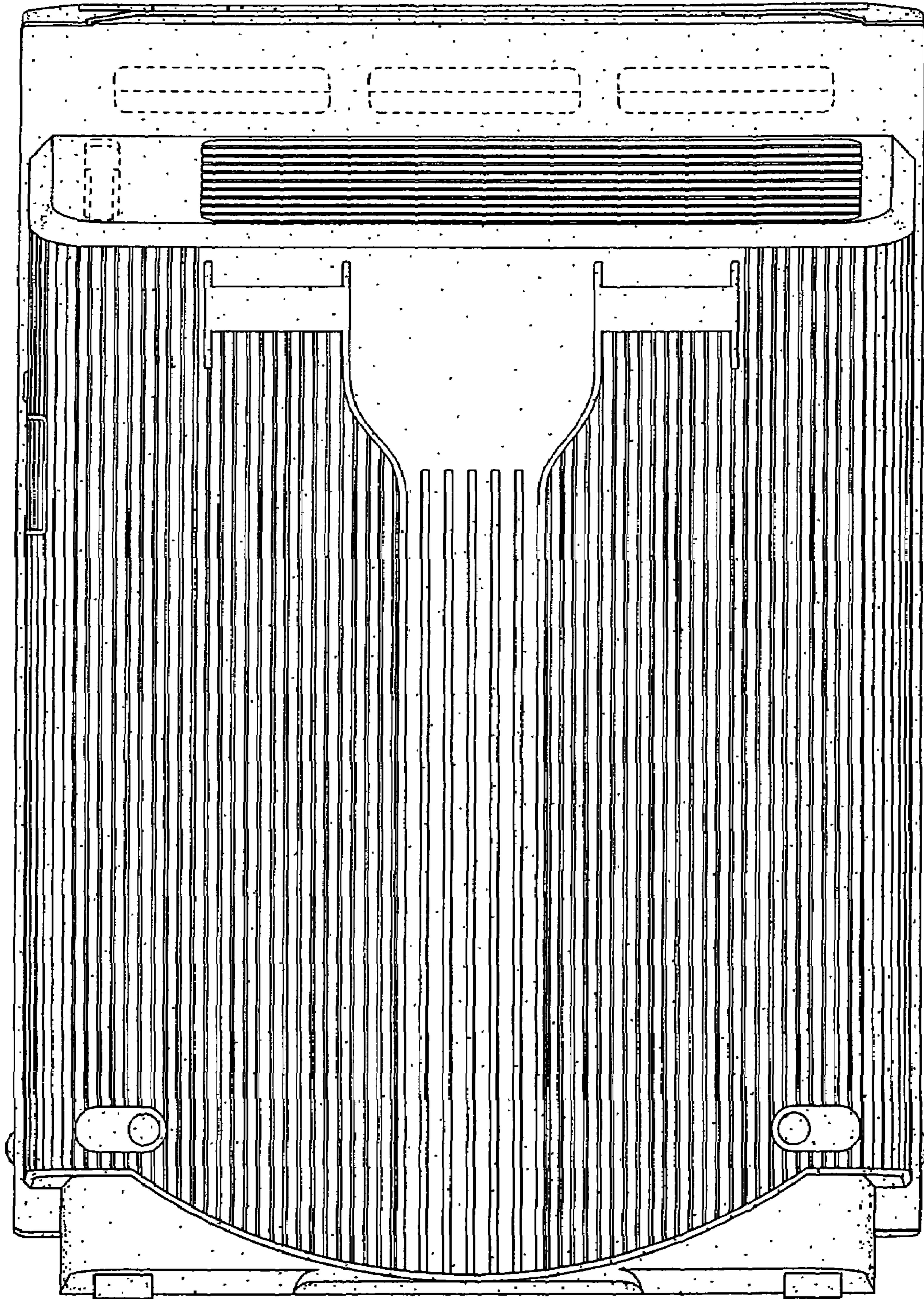


Fig.4

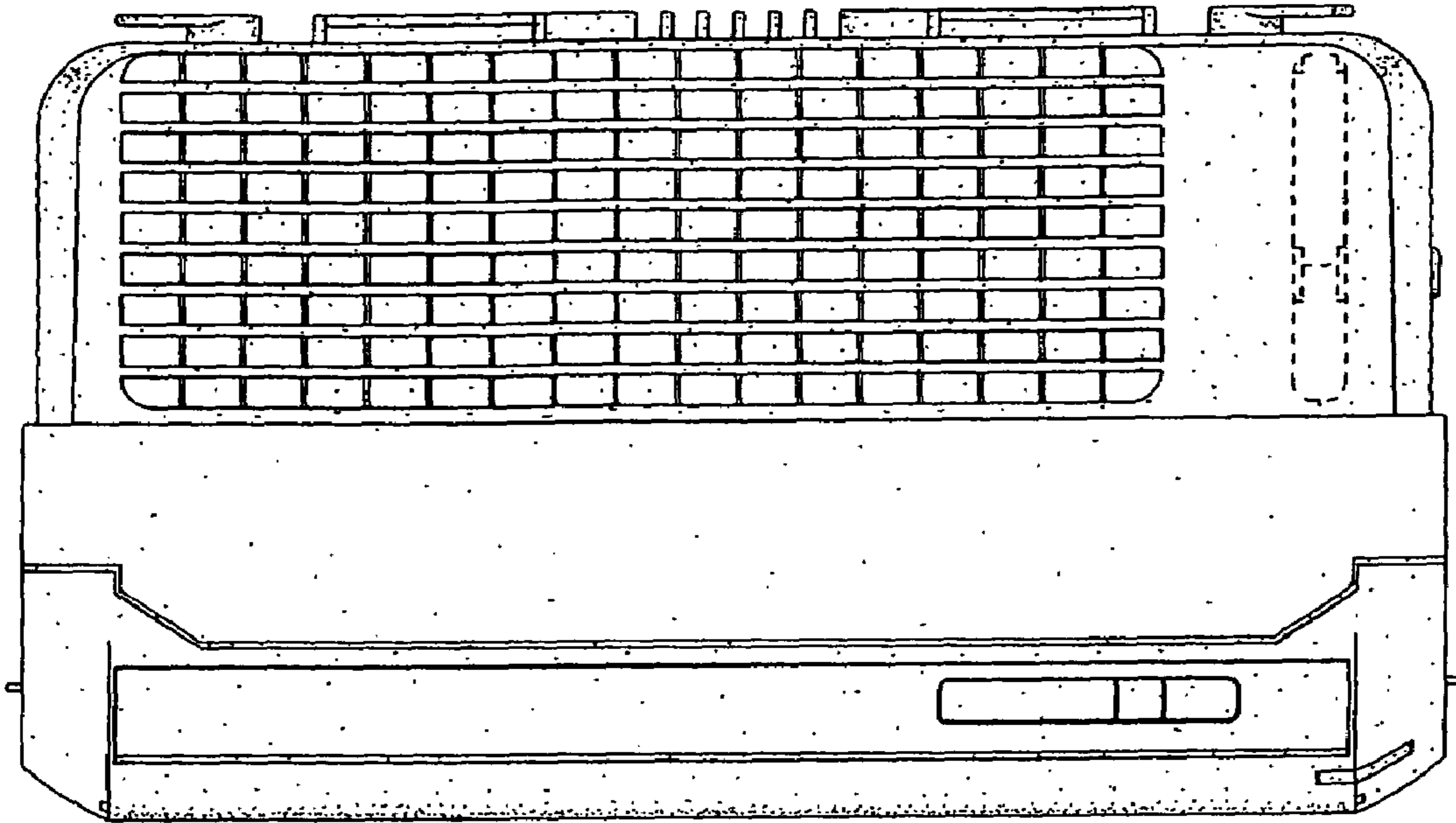


Fig.5

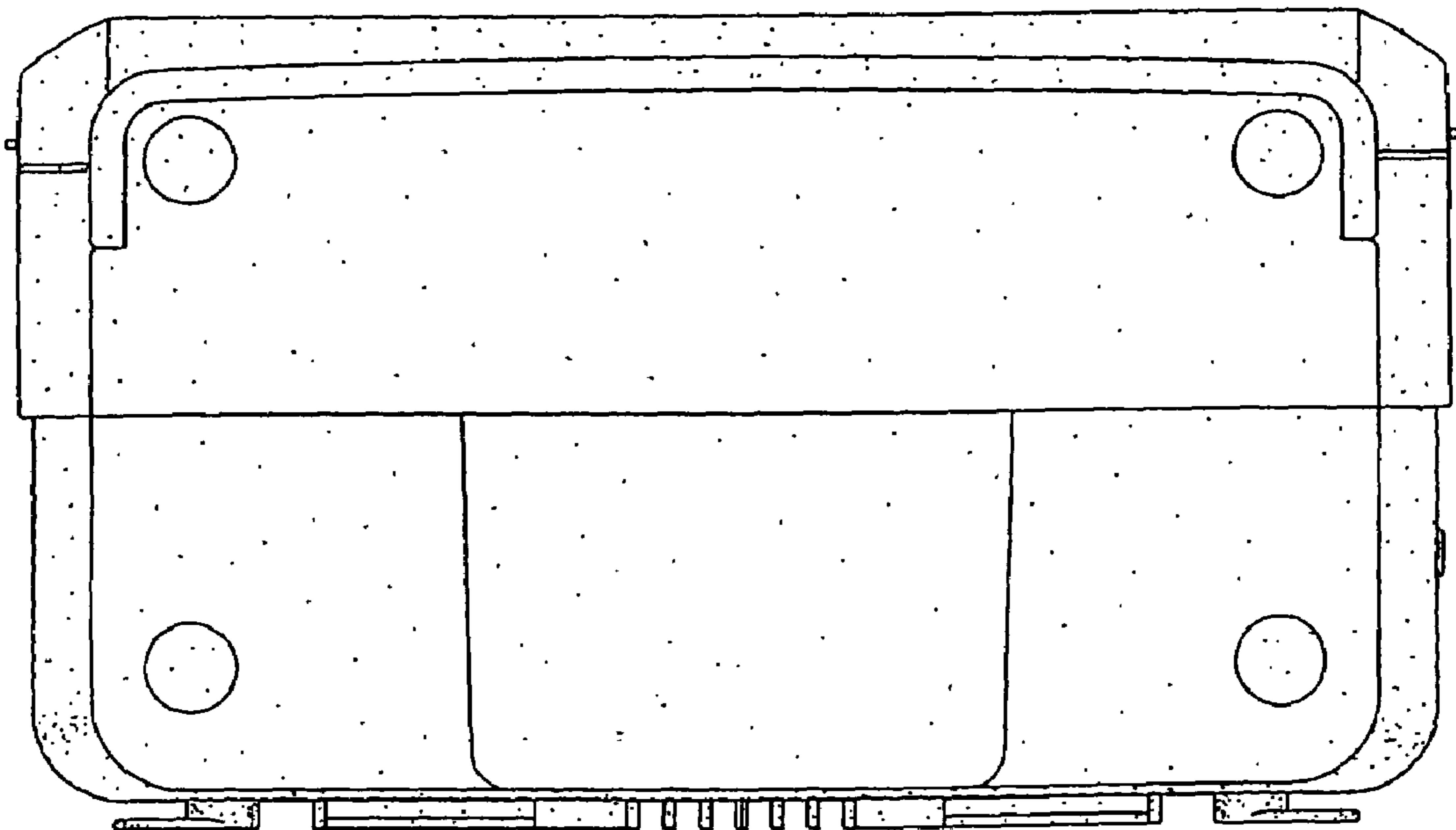


Fig.6

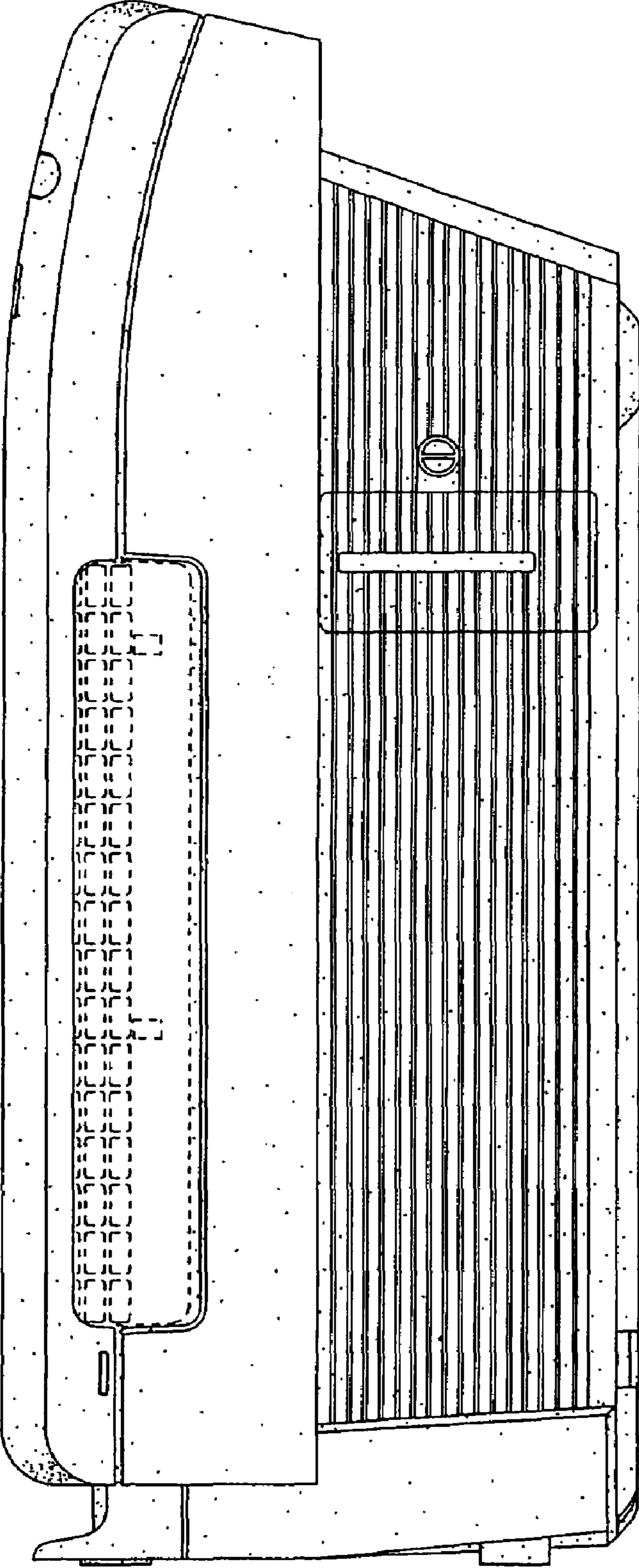


Fig. 7

