



US00D608429S

(12) **United States Design Patent**
Reid et al.

(10) **Patent No.:** **US D608,429 S**
(45) **Date of Patent:** **** Jan. 19, 2010**

(54) **PLUMBING FIXTURE**

D525,688 S 7/2006 Licini
7,266,851 B1 9/2007 Batallini

(75) Inventors: **Mary J. Reid**, Sheboygan, WI (US);
Jeffrey A. Pipe, Pittsburgh, PA (US);
Lisa J. Hood, Cincinnati, OH (US);
Barry Glasford, Cedarburg, WI (US);
Raul Paredes, Mason, OH (US)

FOREIGN PATENT DOCUMENTS

RU 58412 12/2005

(73) Assignee: **Kohler Co.**, Kohler, WI (US)

(**) Term: **14 Years**

(21) Appl. No.: **29/339,135**

(22) Filed: **Jun. 24, 2009**

OTHER PUBLICATIONS

Kohler Co. "Bancroft Experience 5.5' Bath." Model No. K-1156. Kohler Co. online catalog. Copyright 2007 Kohler Co.
Kohler Co. "Lady Vanity Self-Rimming Lavatory with 8" Centers for Swing Spout Faucet and Sidespray". Model No. K-2170-8S. Kohler Co. online catalog. Copyright 2007 Kohler Co.

Primary Examiner—Robert A Delehanty
(74) *Attorney, Agent, or Firm*—Quarles & Brady LLP

Related U.S. Application Data

(62) Division of application No. 29/297,421, filed on Nov. 9, 2007.

(51) **LOC (9) Cl.** **23-02**

(52) **U.S. Cl.** **D23/304**

(58) **Field of Classification Search** D23/293,
D23/275–280.1, 303, 304–306; D24/204;
4/663, 538–539, 541.1, 546, 575.1, 586,
4/574.1

See application file for complete search history.

(57) **CLAIM**

The ornamental design for a plumbing fixture, as shown and described.

DESCRIPTION

In a preferred embodiment, the nature of this product is as a plumbing fixture in the form of a bathing tub or portion thereof.

FIG. 1 is a right, top, front perspective view of a plumbing fixture according to our new design;

FIG. 2 is a top plan view thereof; and,

FIG. 3 is a sectional view taken along line 3—3 of FIG. 2.

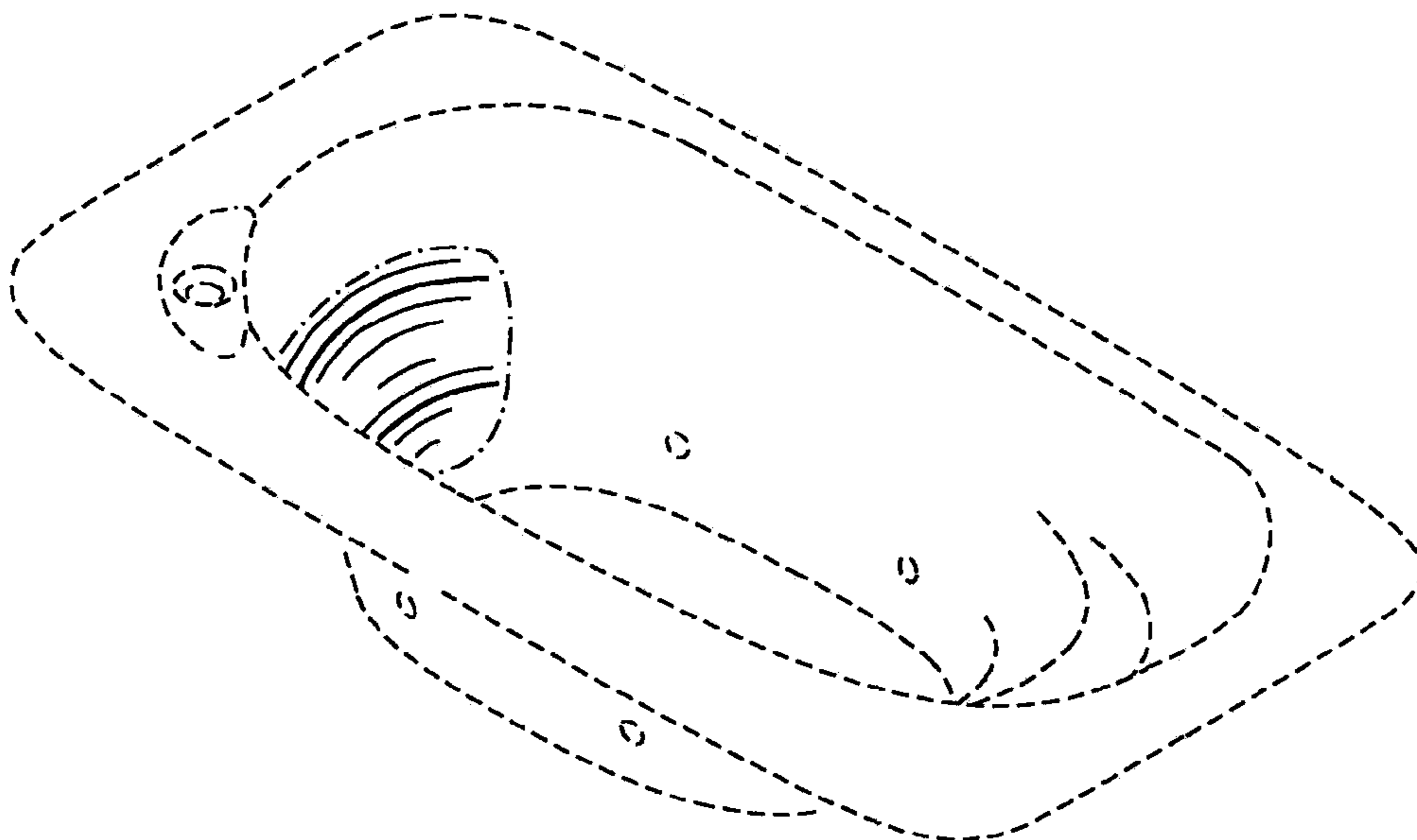
The broken line representations in the figures, are for the purpose of illustration only, and form no part of the claimed design.

(56) **References Cited**

U.S. PATENT DOCUMENTS

5,101,521 A 4/1992 Levien
D350,185 S 8/1994 Clark et al.
D382,945 S 8/1997 Hansen et al.
6,507,959 B1 1/2003 Sundberg et al.
D485,890 S 1/2004 Lanius
D524,925 S 7/2006 Lanius

1 Claim, 1 Drawing Sheet






FIG. 1

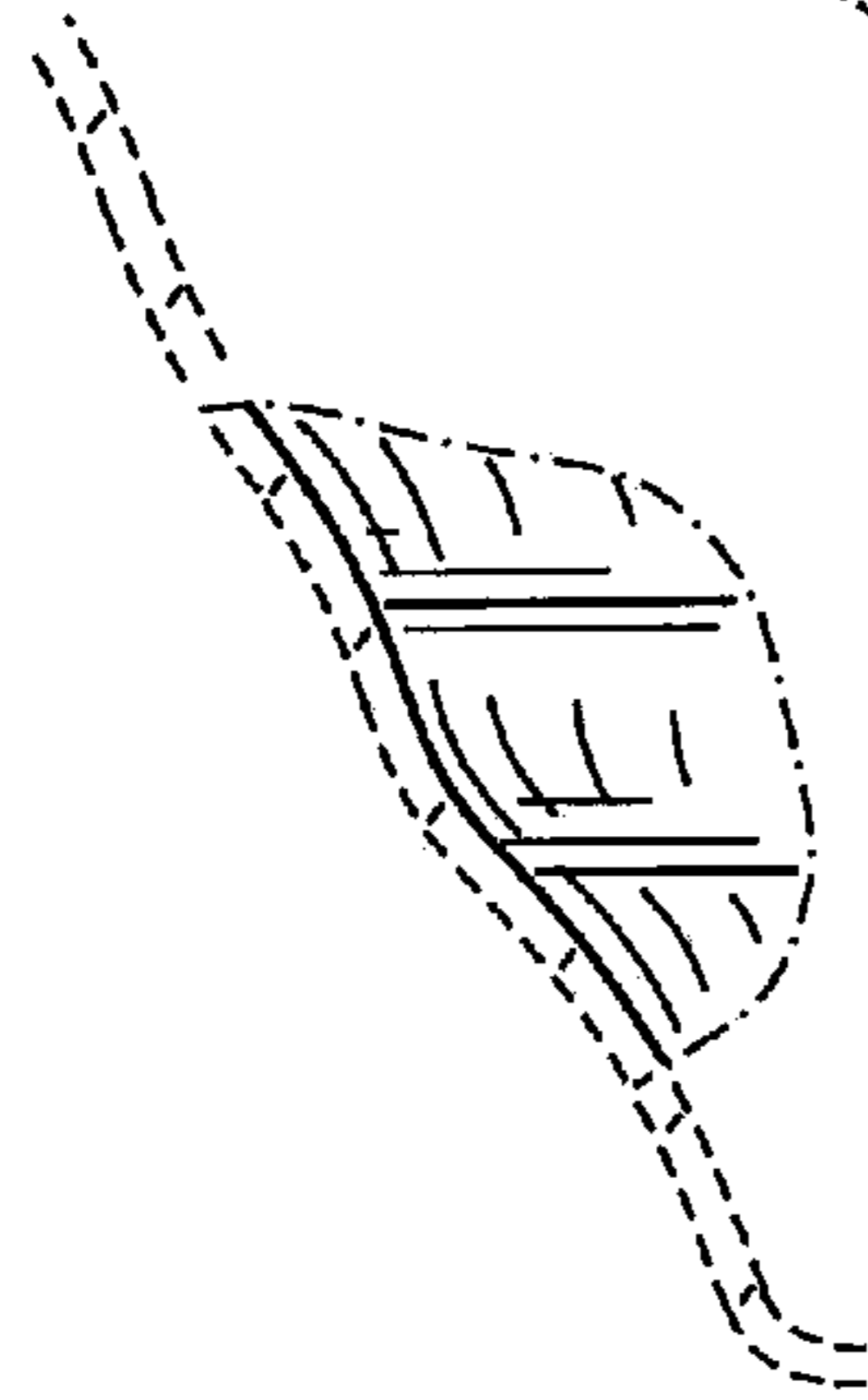


FIG. 3

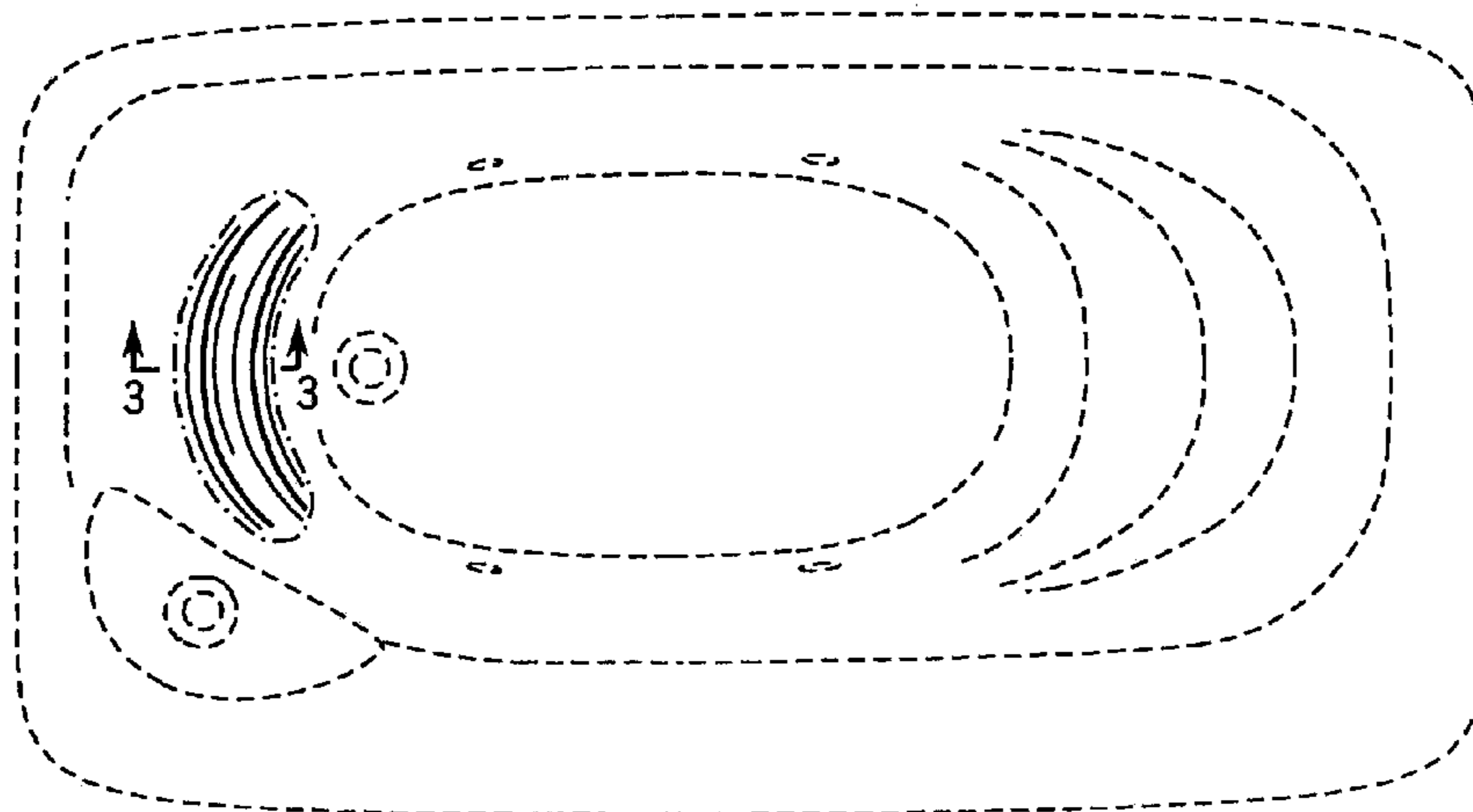


FIG. 2