

US00D608408S

(12) **United States Design Patent**  
**Moody et al.**

(10) **Patent No.:** **US D608,408 S**  
(45) **Date of Patent:** **\*\* Jan. 19, 2010**

(54) **BASE OF A VERTICAL FOREGRIP**

1,355,660 A 10/1920 Farquhar et al.  
1,382,409 A 6/1921 Butler

(75) Inventors: **Joseph R. Moody**, Jacksonville, FL  
(US); **Joseph D. Gaddini**, Ashville, NC  
(US)

(Continued)

(73) Assignee: **Grip Pod Systems, LLC**, Jacksonville,  
FL (US)

**FOREIGN PATENT DOCUMENTS**

(\*\*) Term: **14 Years**

FR 2623595 5/1989

(21) Appl. No.: **29/316,336**

(22) Filed: **Sep. 15, 2009**

**OTHER PUBLICATIONS**

**Related U.S. Application Data**

Denis, H.R., Archer, M.A., Jane's Infantry Weapons, 1976, pp. 1-3.

(60) Division of application No. 29/299,531, filed on Dec. 28, 2007, now abandoned, which is a continuation-in-part of application No. 29/267,729, filed on Oct. 20, 2006, now Pat. No. Des. 566,220, which is a continuation-in-part of application No. 29/259,347, filed on May 5, 2006, now Pat. No. Des. 566,219, application No. 29/316,336, which is a continuation-in-part of application No. 11/485,762, filed on Jul. 13, 2006, now Pat. No. 7,490,429, which is a continuation-in-part of application No. 10/725,082, filed on Dec. 2, 2003, now Pat. No. 7,111,424.

(Continued)

*Primary Examiner*—Cathron C Brooks

*Assistant Examiner*—Melanie Levy

(74) *Attorney, Agent, or Firm*—Brian S. Steinberger; Law Offices of Brian S. Steinberger, P.A.

(51) **LOC (9) Cl.** ..... **22-01**

(52) **U.S. Cl.** ..... **D22/109**

(58) **Field of Classification Search** ..... D22/100,  
D22/103, 108, 199; 42/72, 94, 71.01, 127,  
42/85; 89/37.03, 40.06, 37.04; 248/11, 113,  
248/116, 119, 124, 125, 127, 90, 145, 128,  
248/72, 106, 114, 85, 75.02, 71.01; 124/205.1,  
124/201; D8/303, 107, 80, 83; D12/178  
See application file for complete search history.

(57) **CLAIM**

The ornamental design for a base of a vertical foregrip, as shown and described.

(56) **References Cited**

**U.S. PATENT DOCUMENTS**

271,251 A 1/1883 Leerbech et al.  
575,529 A 1/1897 Stephens  
721,425 A 2/1903 Clyde  
1,295,688 A 2/1919 Butler

**DESCRIPTION**

FIG. 1 is an upper front right perspective view of a base of a vertical foregrip showing our new design;

FIG. 2 is a lower front right perspective view thereof;

FIG. 3 is a front view thereof;

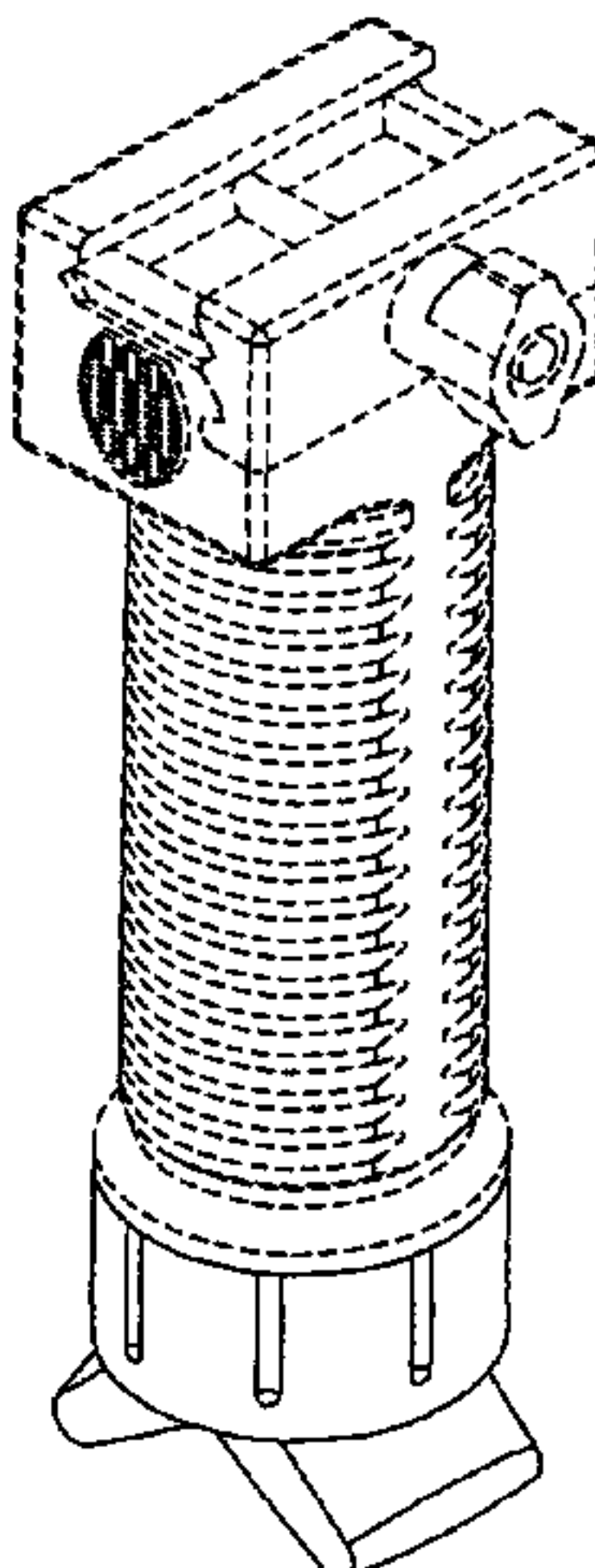
FIG. 4 is a rear view thereof;

FIG. 5 is a right side view thereof; and,

FIG. 6 is a left side view thereof.

The broken lines shown in the drawings represent unclaimed portions of the design and form no part thereof.

**1 Claim, 6 Drawing Sheets**



# US D608,408 S

Page 2

## U.S. PATENT DOCUMENTS

1,580,406 A 4/1926 Browning  
2,386,802 A 10/1945 Johnson  
2,420,267 A 5/1947 Sefried  
2,436,349 A 2/1948 Adams  
2,489,283 A 11/1949 Garand  
2,763,456 A 9/1956 Breer  
3,235,997 A 2/1966 Stoner  
3,632,073 A 1/1972 Nakatani  
4,121,799 A 10/1978 Michio  
D265,920 S 8/1982 Bechtel  
4,545,660 A 10/1985 Rudolf  
D304,062 S \* 10/1989 Barrett ..... D22/103  
D346,636 S \* 5/1994 Bechtel ..... D22/108  
5,345,706 A 9/1994 Brown  
5,384,609 A 1/1995 Ogawa et al.  
D356,137 S \* 3/1995 Hull et al. .... D22/108  
5,438,786 A 8/1995 Hilderbrand  
D390,301 S \* 2/1998 Peterson ..... D22/108  
6,289,622 B1 9/2001 Desche, Jr. et al.  
6,487,807 B1 12/2002 Kopman et al.  
7,111,424 B1 \* 9/2006 Moody et al. .... 42/72  
7,121,034 B2 \* 10/2006 Keng ..... 42/71.01  
7,222,451 B2 \* 5/2007 Keng et al. .... 42/94  
D556,290 S 11/2007 Swan

2004/0000083 A1\* 1/2004 Grant, Jr. .... 42/112  
2004/0103577 A1\* 6/2004 Compton ..... 42/85  
2005/0011104 A1\* 1/2005 Oz ..... 42/124  
2005/0229465 A1 10/2005 Dextraze  
2005/0241206 A1 11/2005 Teetzel et al.  
2006/0277809 A1\* 12/2006 Moody et al. .... 42/72  
2007/0079541 A1\* 4/2007 Peterson ..... 42/94  
2007/0199225 A1 8/2007 Haugen  
2007/0271834 A1 11/2007 Keng  
2008/0072471 A1 3/2008 Keng

## OTHER PUBLICATIONS

Brugger and Thomet Unipod, Forward Grip with Retractable Bipod, online, DSA, Inc., Systems Second to None, DSA Order Center, 1 page, [retrieved on Oct. 18, 2006] retrieved from: <http://dsarms.com/item-detail.cfm?ID=BT21830A&storeid=1&image=bt21830A.gif>.  
Command Arms Accessories, Flashlight Grip Adaptor, online, Products, Grips, Pistol Grips, Forward Grips, 3 pages, [retrieved on Jan. 4, 2008] retrieved from: <http://www.commandarms.com/product.asp?pID=225&cID=12>.  
KZ Tactical Foregrip Rail, The Ultimate Vertical Grip, online, BotachTactical.com, KZ Tactical Foregrip Rail, 5 pages, [retrieved on Jan. 4, 2008] retrieved from: <http://www.botachtactical.com/kzozepigr.html>.

\* cited by examiner

FIG. 1

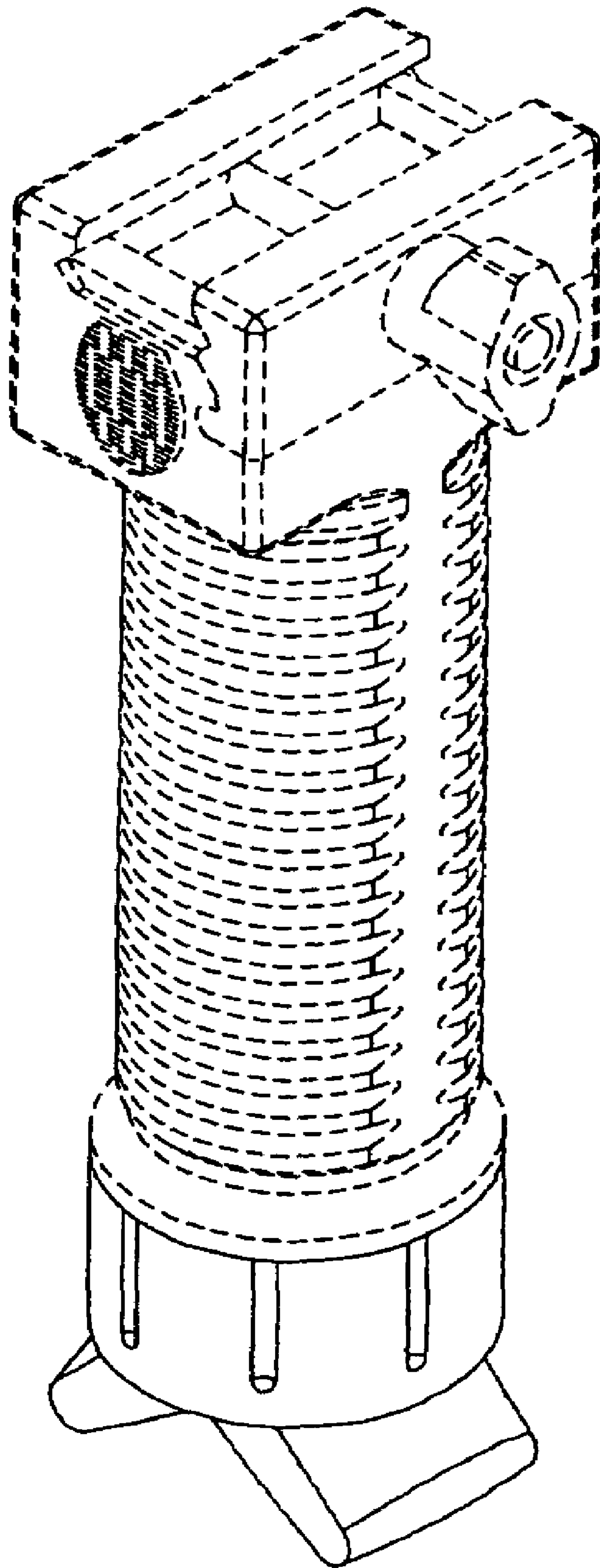


FIG. 2

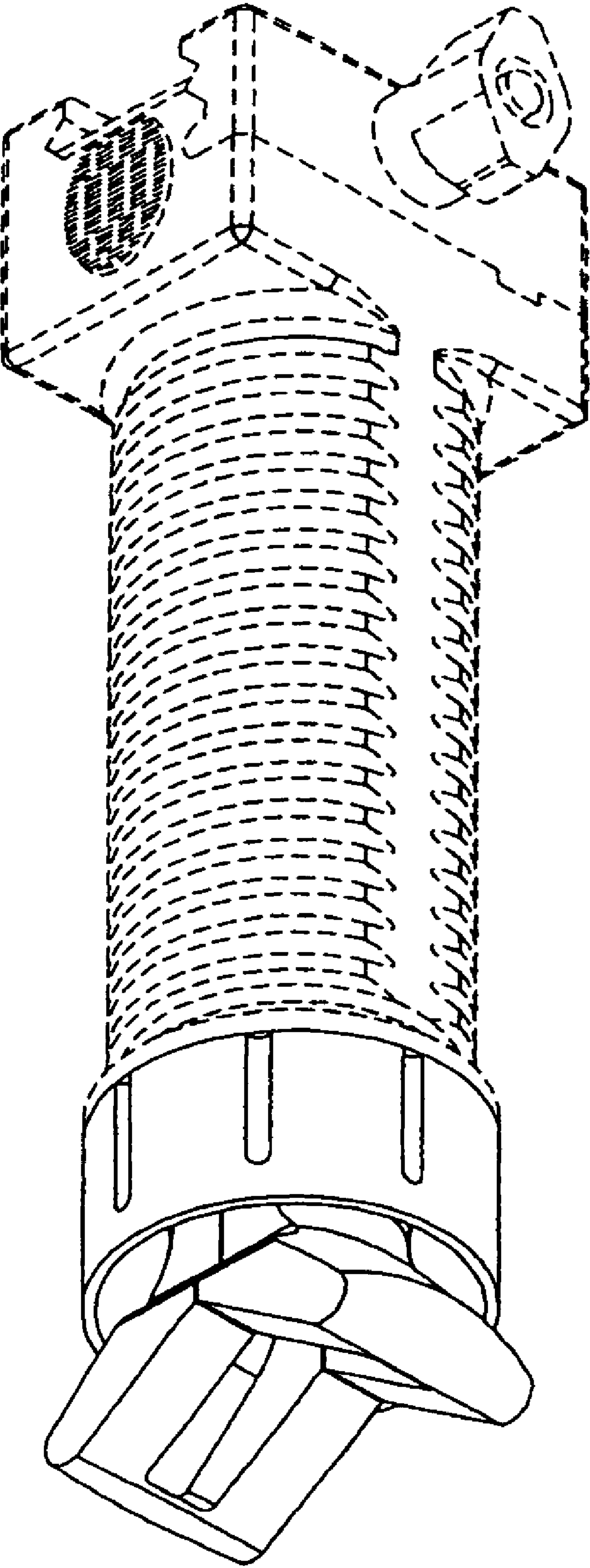




FIG. 3

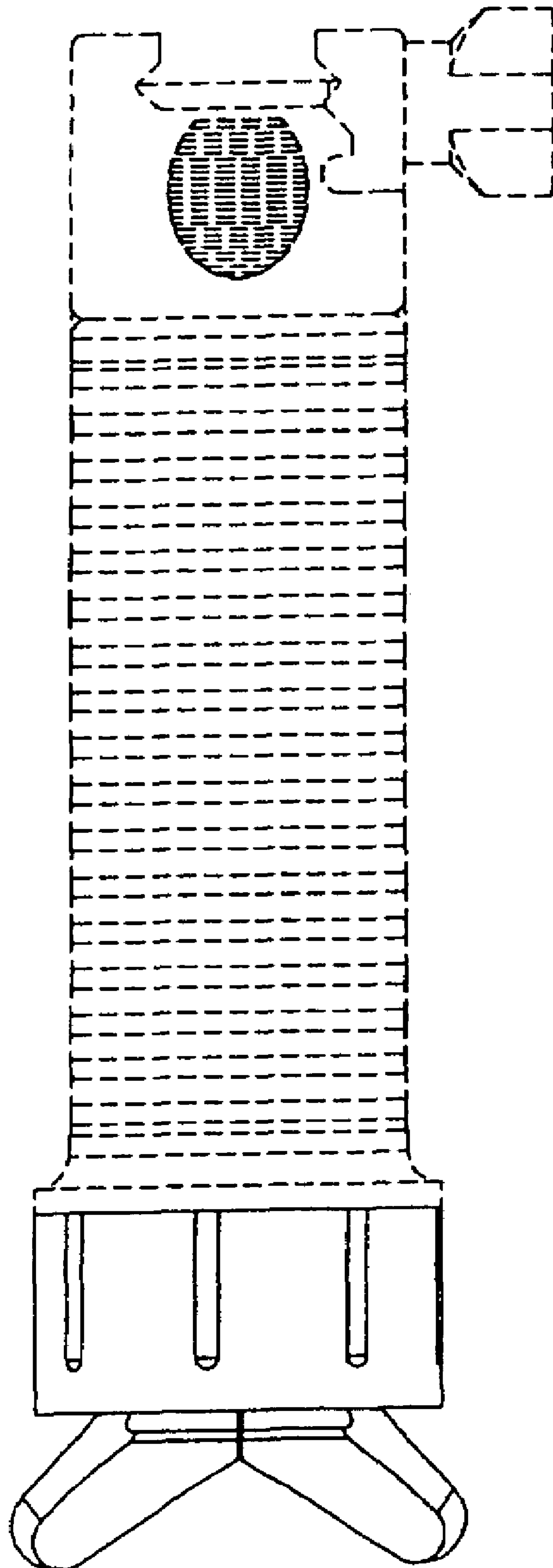


FIG. 4

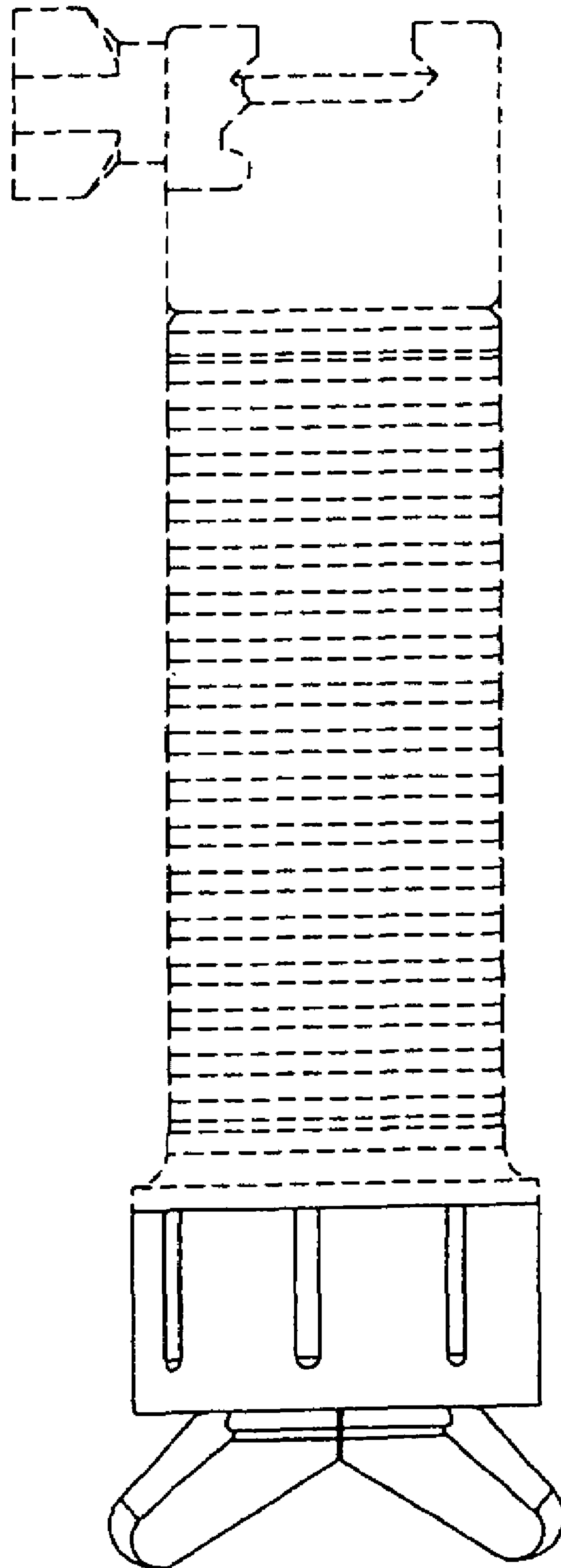


FIG. 5

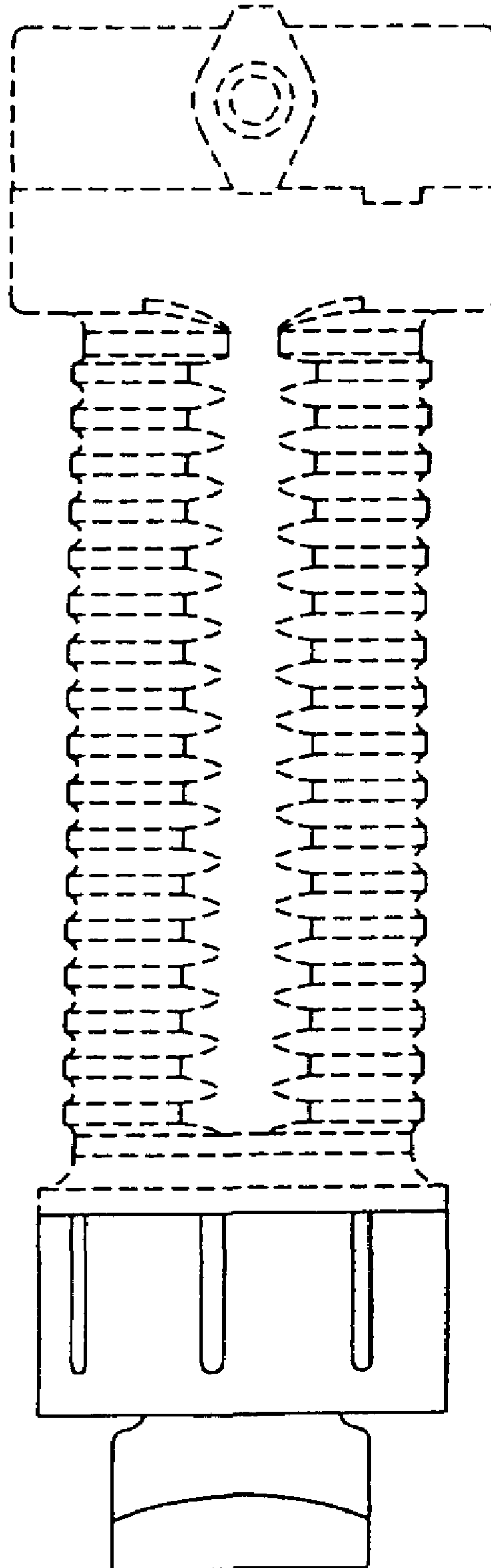


FIG. 6

