



US00D608404S

(12) **United States Design Patent**  
**Marciano**

(10) **Patent No.:** **US D608,404 S**  
(45) **Date of Patent:** **\*\* Jan. 19, 2010**

(54) **AQUATIC TOY**

(75) Inventor: **Ralph C. Marciano**, Riverside, RI (US)

(73) Assignee: **Aqua-Leisure Industries, Inc.**, Avon, MA (US)

(\*\*) Term: **14 Years**

(21) Appl. No.: **29/339,747**

(22) Filed: **Jul. 7, 2009**

(51) **LOC (9) Cl.** ..... **21-02**

(52) **U.S. Cl.** ..... **D21/769; D21/803**

(58) **Field of Classification Search** ..... D21/760,  
D21/761, 765, 766, 769-770, 801, 803, 809;  
D6/392, 596, 601, 604; 472/128-129; D12/5,  
D12/6, 316; 114/253, 345-346; 441/35,  
441/66, 40-42, 129-132; D24/123, 183,  
D24/189; 5/630, 652, 653

See application file for complete search history.

(56) **References Cited**

**U.S. PATENT DOCUMENTS**

D214,252 S *	5/1969	Andersen	.....	D21/765
D231,999 S *	7/1974	Engman	.....	D21/763
D373,400 S *	9/1996	Ogata et al.	.....	D21/761
D379,647 S *	6/1997	Levinthal	.....	D21/766
6,131,221 A *	10/2000	Yang	.....	5/653
D442,247 S *	5/2001	Koester et al.	.....	D21/760
D472,952 S *	4/2003	Fireman	.....	D21/766
D502,978 S *	3/2005	Edwards	.....	D21/760

D530,385 S *	10/2006	Ghassedi	.....	D21/765
D593,682 S *	6/2009	Freeland	.....	D24/189
2004/0094915 A1 *	5/2004	Warren	.....	280/11.19

\* cited by examiner

*Primary Examiner*—Janice E Seeger

*Assistant Examiner*—Zenia I Bennett

(74) *Attorney, Agent, or Firm*—Lando & Anastasi, LLP

(57) **CLAIM**

The ornamental design for an aquatic toy, as shown and described.

**DESCRIPTION**

FIG. 1 is a perspective view of the aquatic toy according to my new design.

FIG. 2 is a bottom plan view.

FIG. 3 is a left side elevational view of the aquatic toy of FIG. 1.

FIG. 4 is a bottom plan view.

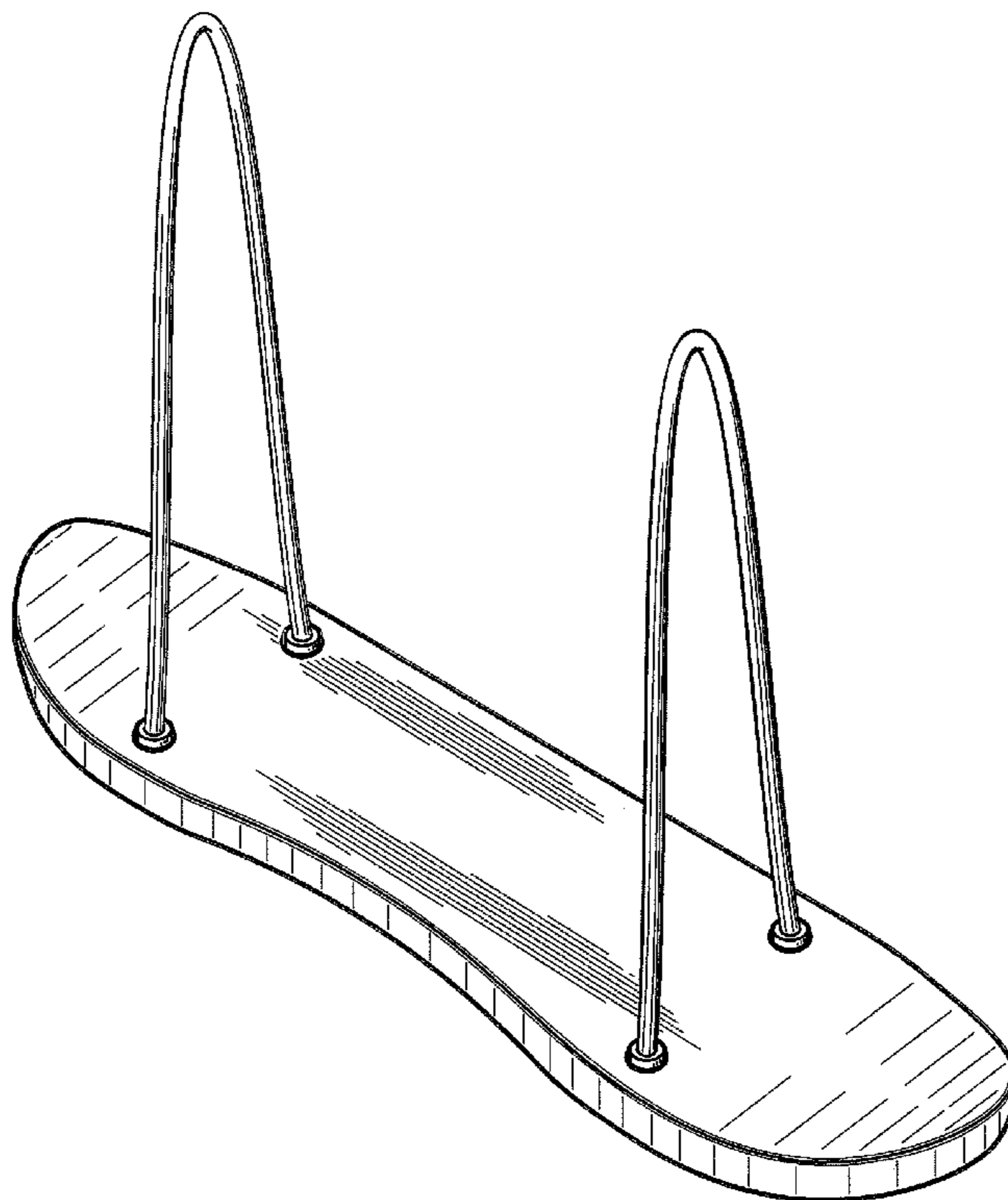
FIG. 5 is a right side elevational view.

FIG. 6 is a front elevational view, the rear elevational view being a mirror image thereof; and,

FIG. 7 is another perspective view of the aquatic toy, but with the rope portions shown in limp or unextended position.

The broken lines in the drawing are for illustrative purposes only and form no part of the claimed design.

**1 Claim, 4 Drawing Sheets**



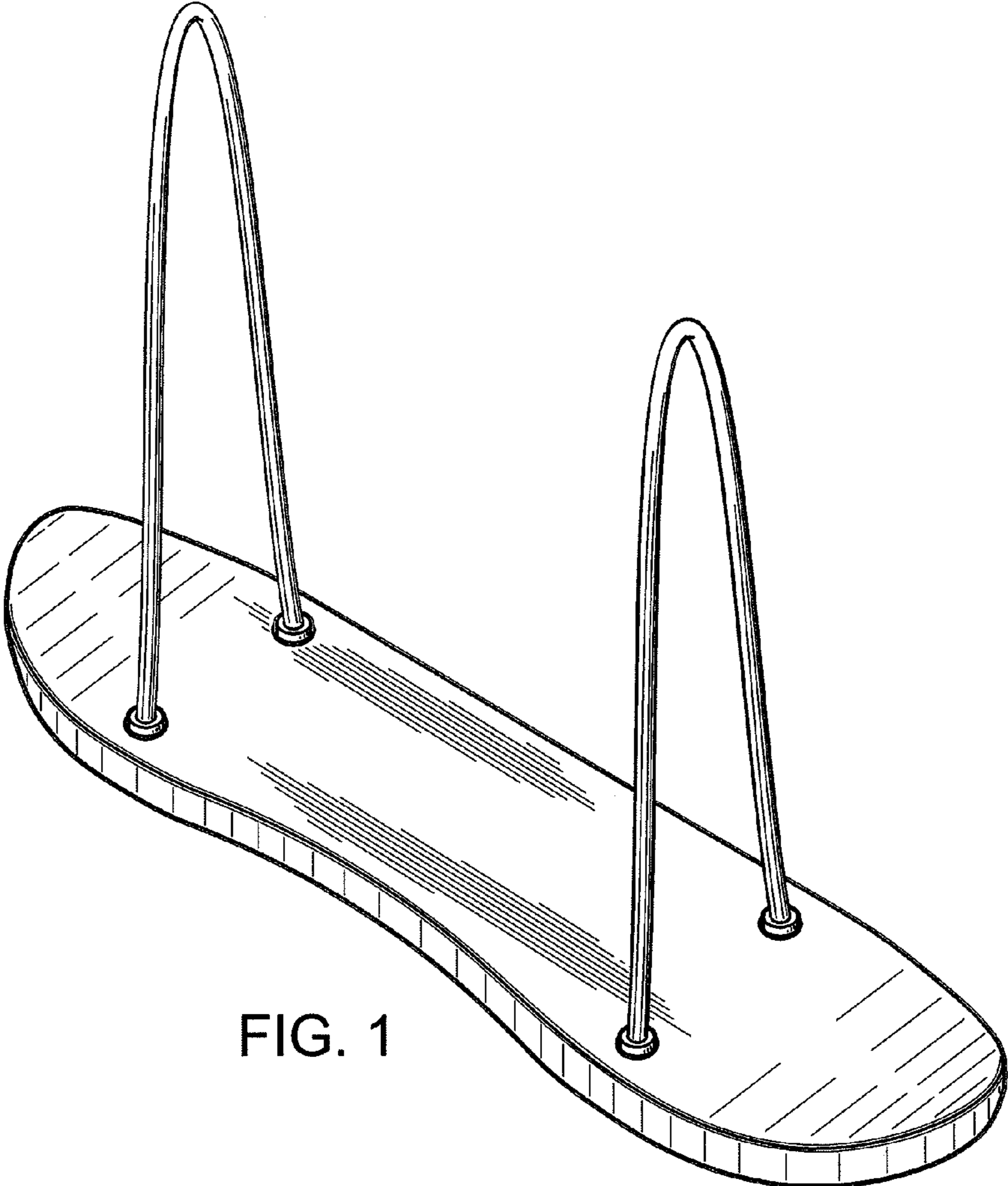


FIG. 1




FIG. 2

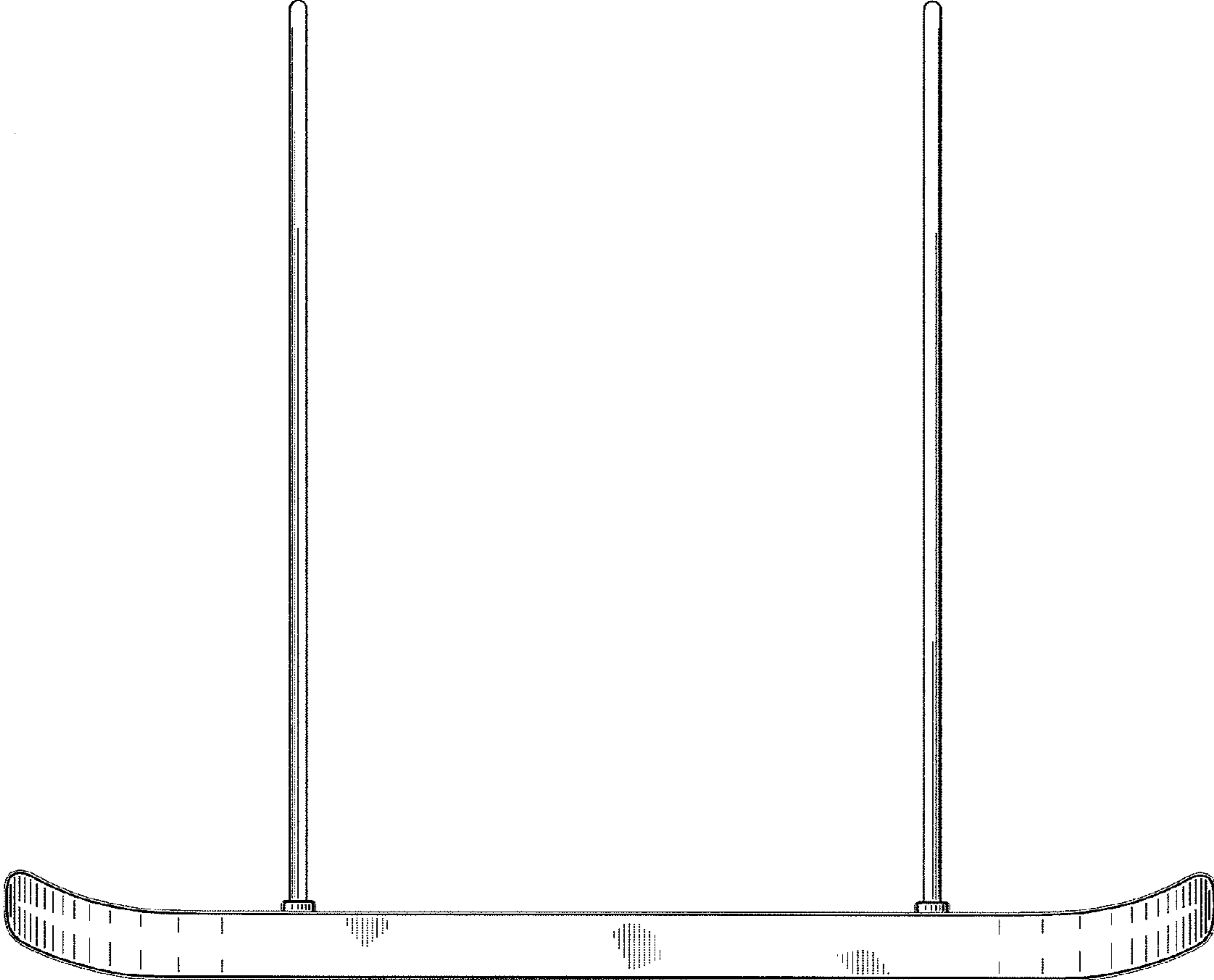


FIG. 3




FIG. 4

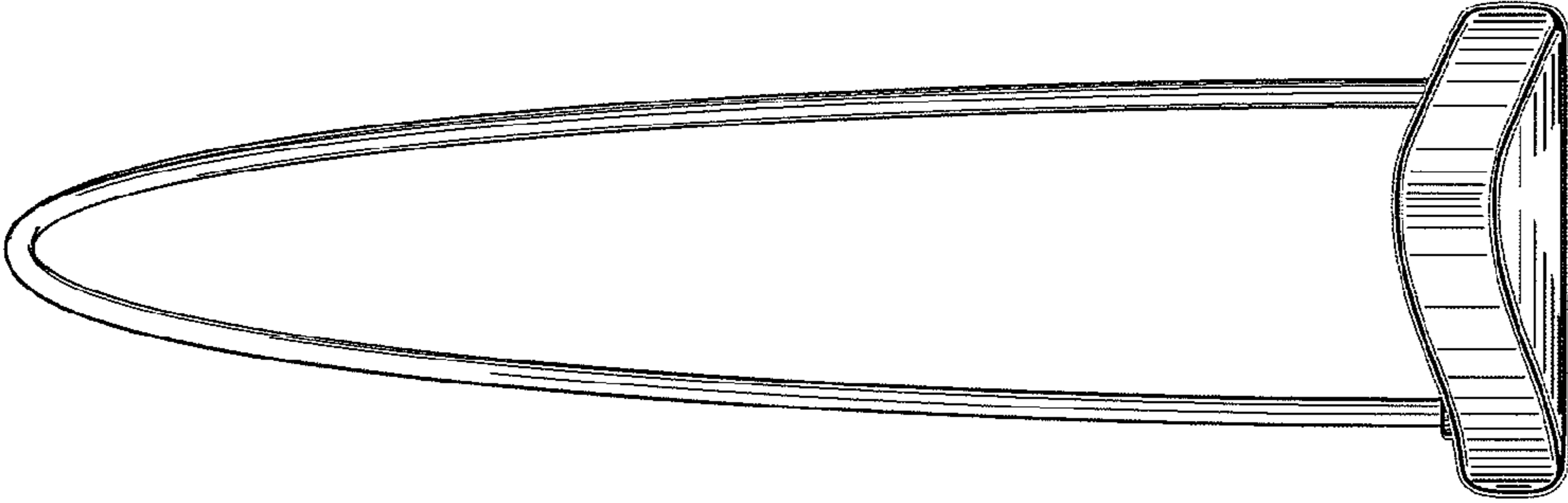


FIG. 6




FIG. 5

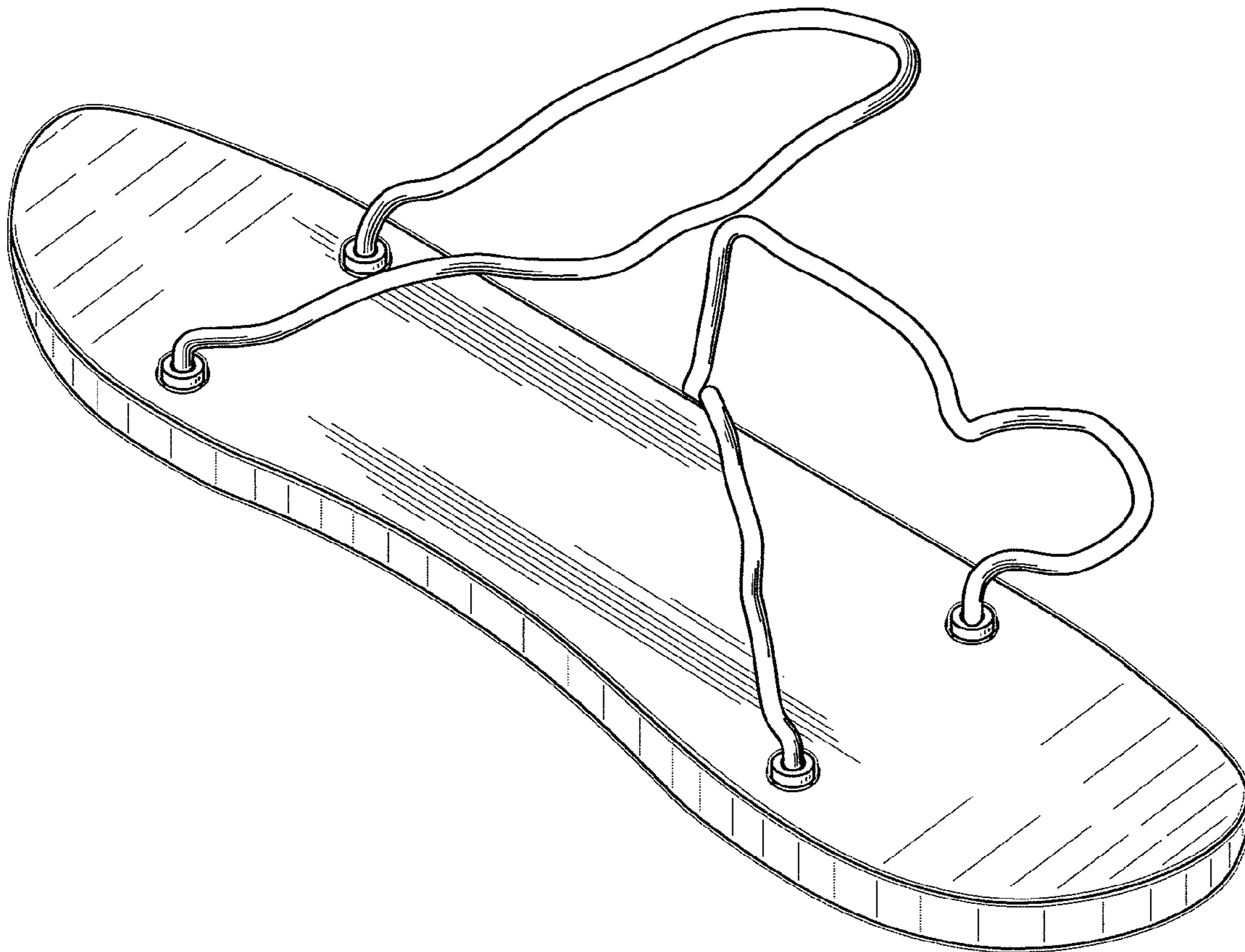


FIG. 7