



US00D608392S

(12) **United States Design Patent**  
**Shibata**

(10) **Patent No.:** **US D608,392 S**  
(45) **Date of Patent:** **\*\* Jan. 19, 2010**

(54) **BALLPOINT PEN**

EM 001070494-0001 \* 1/2009

(75) Inventor: **Tomoaki Shibata**, Yokohama (JP)

\* cited by examiner

(73) Assignee: **Pentel Kabushiki Kaisha** (JP)

*Primary Examiner*—Elizabeth A Albert  
(74) *Attorney, Agent, or Firm*—Adams & Wilks

(\*\*) Term: **14 Years**

(21) Appl. No.: **29/313,438**

(57) **CLAIM**

(22) Filed: **Jan. 7, 2009**

The ornamental design for a ballpoint pen, as shown and described.

(30) **Foreign Application Priority Data**

**DESCRIPTION**

Nov. 18, 2008 (JP) ..... 2008-029629

(51) **LOC (9) Cl.** ..... **19-06**

(52) **U.S. Cl.** ..... **D19/50**

(58) **Field of Classification Search** ..... D19/35,  
D19/36, 41–51, 53–57; 24/11 F, 11 P, 11 R;  
401/34, 35, 52, 99, 104–109, 192, 195, 196  
See application file for complete search history.

FIG. 1 is a perspective view of the front, top and left side of a ballpoint pen showing my new design;

FIG. 2 is a front view thereof;

FIG. 3 is a bottom view thereof;

FIG. 4 is a rear view thereof;

FIG. 5 is a left side view thereof;

FIG. 6 is a right side view thereof;

FIG. 7 is a front view of the first embodiment of the ballpoint pen thereof, shown without the cap;

FIG. 8 is a bottom view of the first embodiment of the ballpoint pen thereof, shown without the cap;

FIG. 9 is a front view of the second embodiment of the ballpoint pen thereof, shown without the cap;

FIG. 10 is a bottom view of the second embodiment of the ballpoint pen thereof, shown without the cap;

FIG. 11 is an enlarged left side view of FIG. 5 thereof; and,

FIG. 12 is an enlarged right side view of FIG. 6 thereof.

(56) **References Cited**


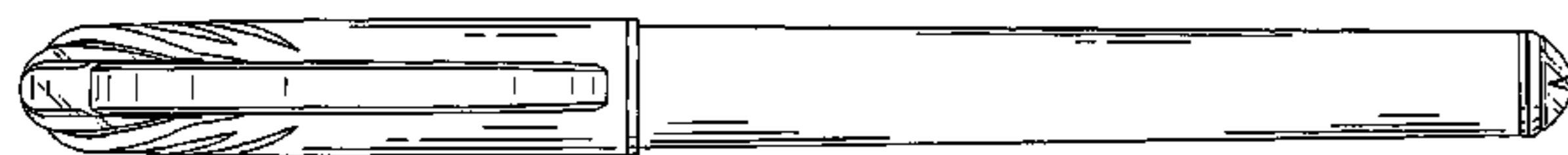
**U.S. PATENT DOCUMENTS**

D490,108 S *	5/2004	Moon	.....	D19/50
D497,950 S *	11/2004	Takanashi	.....	D19/43
D499,139 S *	11/2004	Oka	.....	D19/47
D510,599 S *	10/2005	Shibata	.....	D19/57
D540,386 S *	4/2007	Qiu	.....	D19/51
D562,895 S *	2/2008	Shibata	.....	D19/50
D569,437 S *	5/2008	Shimizu	.....	D19/57
D576,677 S *	9/2008	Jeon	.....	D19/50
D584,356 S *	1/2009	Shimizu	.....	D19/57

**FOREIGN PATENT DOCUMENTS**

EM 000675590-0013 \* 2/2007

**1 Claim, 6 Drawing Sheets**



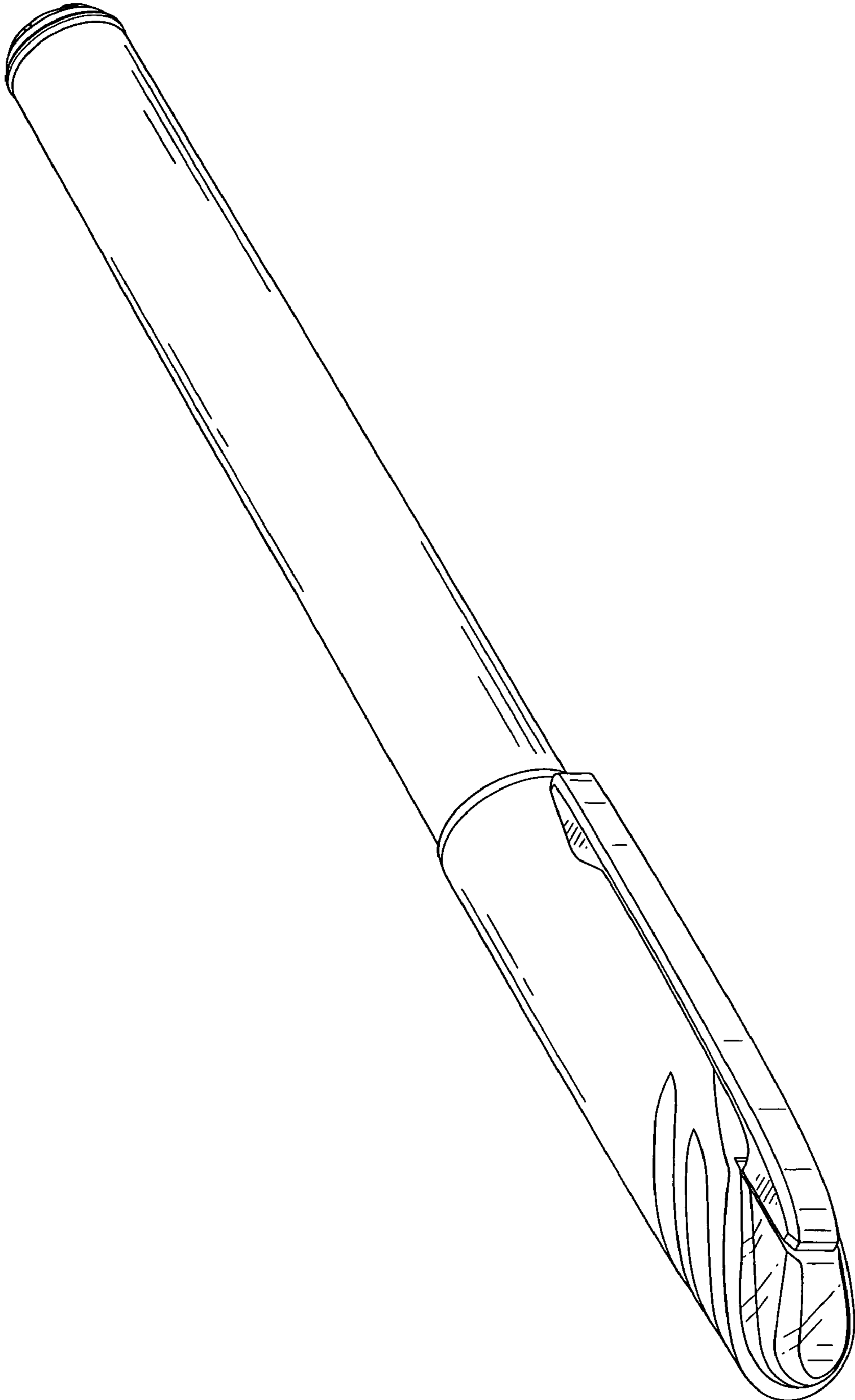


FIG. 1

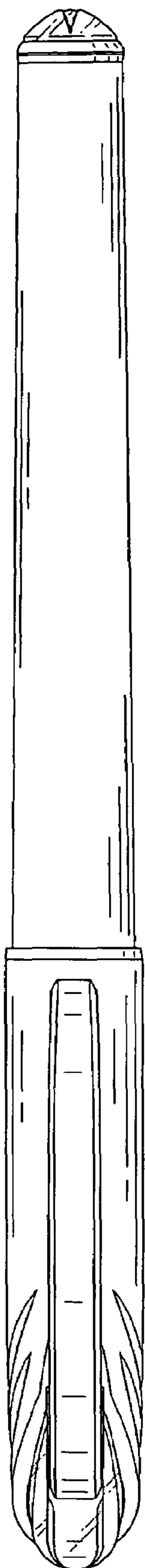


FIG. 2

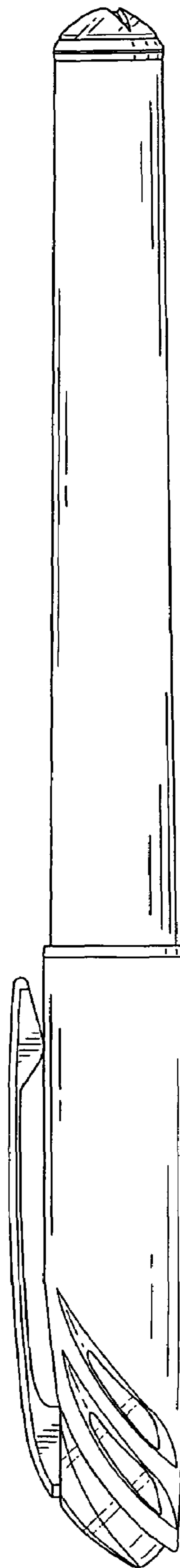


FIG. 3




FIG. 4



FIG. 6

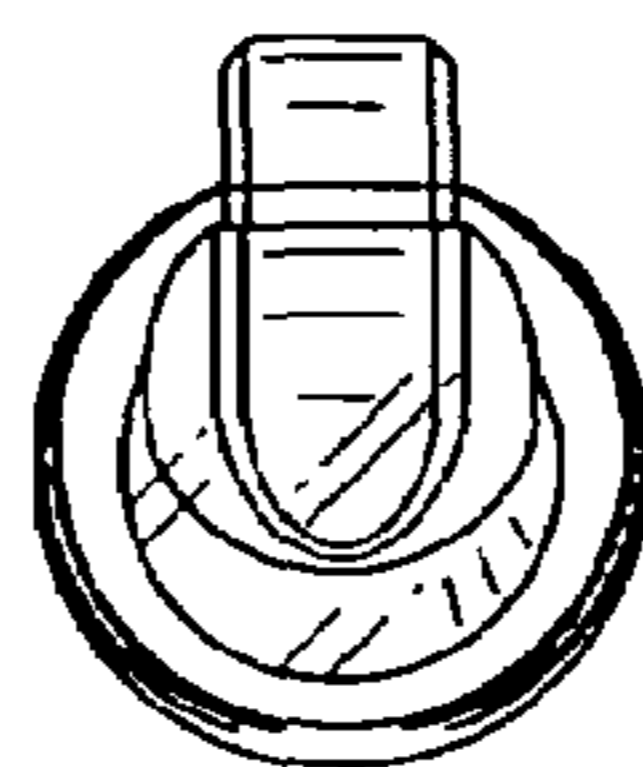





FIG. 5




*FIG. 7*



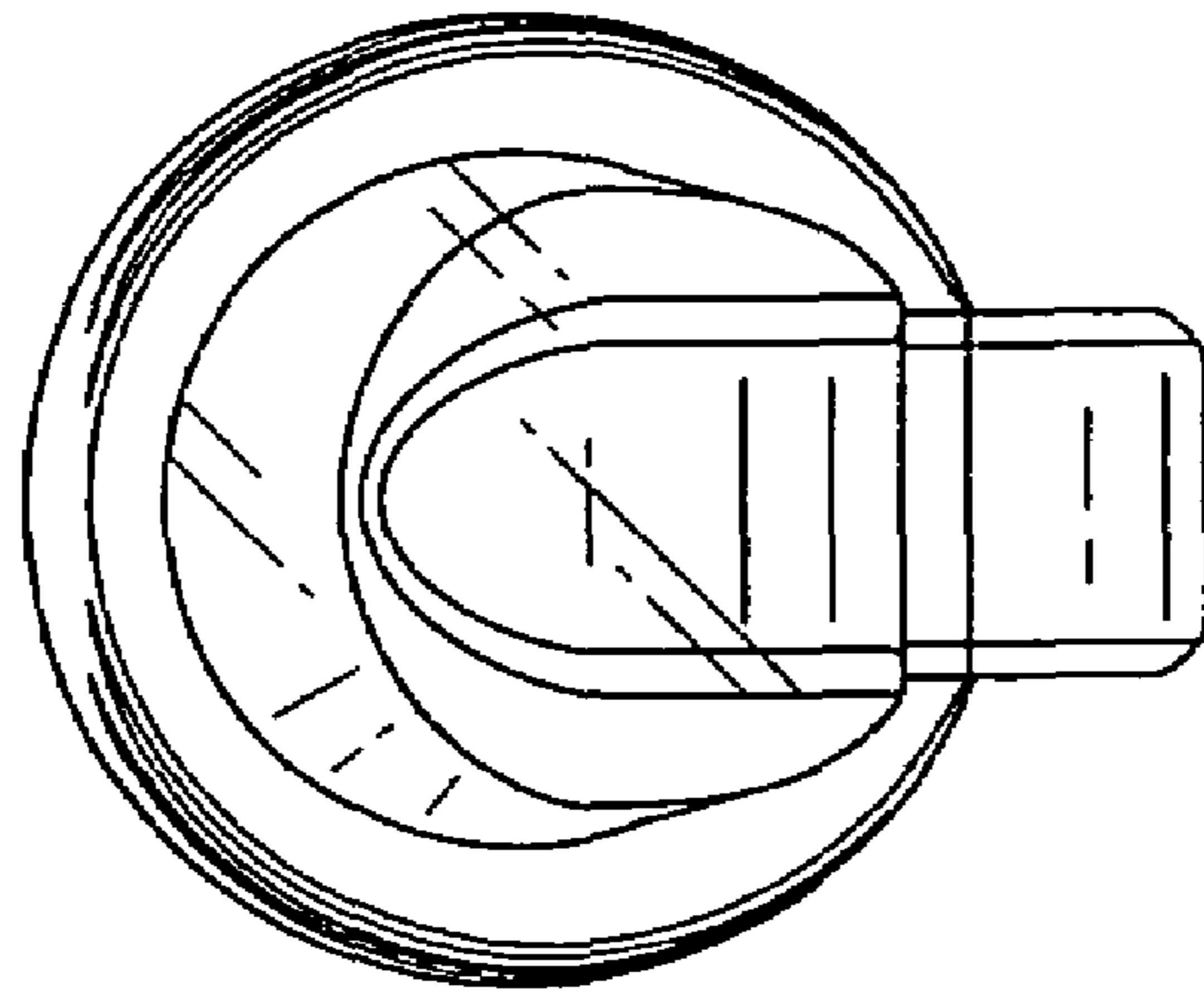
*FIG. 8*




*FIG. 9*



*FIG. 10*



**FIG. 11**



**FIG. 12**