



US00D608391S

(12) **United States Design Patent**
Wong et al.

(10) **Patent No.:** **US D608,391 S**
(45) **Date of Patent:** **** Jan. 19, 2010**

(54) **TAB DIVIDER**

(75) Inventors: **Irene Wong**, Malden, MA (US); **Tom Lutzow**, Providence, RI (US); **Ryan Shafer**, Uxbridge, MA (US); **Matthew Chace Carpenter**, North Attleboro, MA (US)

(73) Assignee: **Staples The Office Superstore, LLC**, Framingham, MA (US)

(**) Term: **14 Years**

(21) Appl. No.: **29/343,507**

(22) Filed: **Sep. 14, 2009**

5,996,881	A *	12/1999	Smith	229/67.1
D421,050	S	2/2000	Henrikson et al.	
D443,895	S	6/2001	Pfanner et al.	
6,273,630	B1	8/2001	Sgro et al.	
6,361,639	B1	3/2002	Owen et al.	
6,409,409	B2	6/2002	Bauman et al.	
D478,124	S	8/2003	Yamamoto et al.	
6,632,042	B1	10/2003	Liener Chin et al.	
6,732,461	B2	5/2004	Slattery et al.	
6,736,428	B1	5/2004	Insalaco	
6,752,559	B2	6/2004	Sapienza et al.	
6,851,718	B2	2/2005	Liener Chin et al.	
D522,575	S	6/2006	Smith	
D522,576	S	6/2006	Smith	
7,125,050	B2	10/2006	Yamamoto et al.	

Related U.S. Application Data

(62) Division of application No. 29/328,772, filed on Dec. 2, 2008, now Pat. No. Des. 602,524.

(51) **LOC (9) Cl.** **19-04**

(52) **U.S. Cl.** **D19/33**

(58) **Field of Classification Search** D19/26-33;
D3/294, 299, 303; 28/78, 85; 40/359, 360,
40/641; 206/472, 556; 281/29, 19.1, 31,
281/21.1, 22; 402/8, 18, 19, 68, 73, 79, 14;
D6/457; 283/36, 38, 39, 41, 900, 71
See application file for complete search history.

(56) **References Cited**

U.S. PATENT DOCUMENTS

1,705,753	A *	3/1929	Dawson	40/360
1,741,066	A	12/1929	Morgan	
D275,576	S	9/1984	Kirk	
4,905,393	A	3/1990	Laurie	
5,135,261	A	8/1992	Cusack et al.	
5,226,734	A	7/1993	Scott et al.	
5,503,487	A	4/1996	Ong	
5,540,513	A	7/1996	Wyant	
5,707,001	A	1/1998	Mark et al.	
5,875,579	A	3/1999	Winzen	
5,909,979	A	6/1999	Winzen	
D416,939	S	11/1999	Marsy	

(Continued)

Primary Examiner—Cathron C Brooks
Assistant Examiner—Austin Murphy
(74) *Attorney, Agent, or Firm*—Wolf, Greenfield & Sacks, P.C.


(57) **CLAIM**

The ornamental design for a tab divider, as shown and described.

DESCRIPTION

FIG. 1 is a top, front, left side perspective view of the tab divider;
FIG. 2 is a front elevational view thereof;
FIG. 3 is a rear elevational view thereof;
FIG. 4 is a top plan view thereof;
FIG. 5 is a bottom plan view thereof;
FIG. 6 is a left side elevational view thereof; and,
FIG. 7 is a right side elevational view thereof.
The broken lines in the drawings represent unclaimed portions of the tab divider and form no part of the claimed design.

1 Claim, 4 Drawing Sheets



US D608,391 S

Page 2

U.S. PATENT DOCUMENTS

7,140,644	B2	11/2006	Hanes				
7,240,443	B2 *	7/2007	Nathanson et al.	40/124.06			
D567,286	S	4/2008	Takahashi				
7,383,652	B2 *	6/2008	Glasberg	40/641			
7,389,598	B2	6/2008	Bunger et al.				
D601,624	S *	10/2009	Barausky et al.	D19/33			
D602,524	S *	10/2009	Wong et al.	D19/33			
					2003/0126779	A1	7/2003 Sato et al.
					2005/0093290	A1	5/2005 Richied
					2006/0076771	A1	4/2006 Schafer
					2006/0225322	A1	10/2006 O'Leary et al.
					2007/0019053	A1	1/2007 Sato et al.
					2007/0031180	A1	2/2007 Grogan
					2007/0234601	A1	10/2007 Yoo et al.

* cited by examiner




Fig. 1

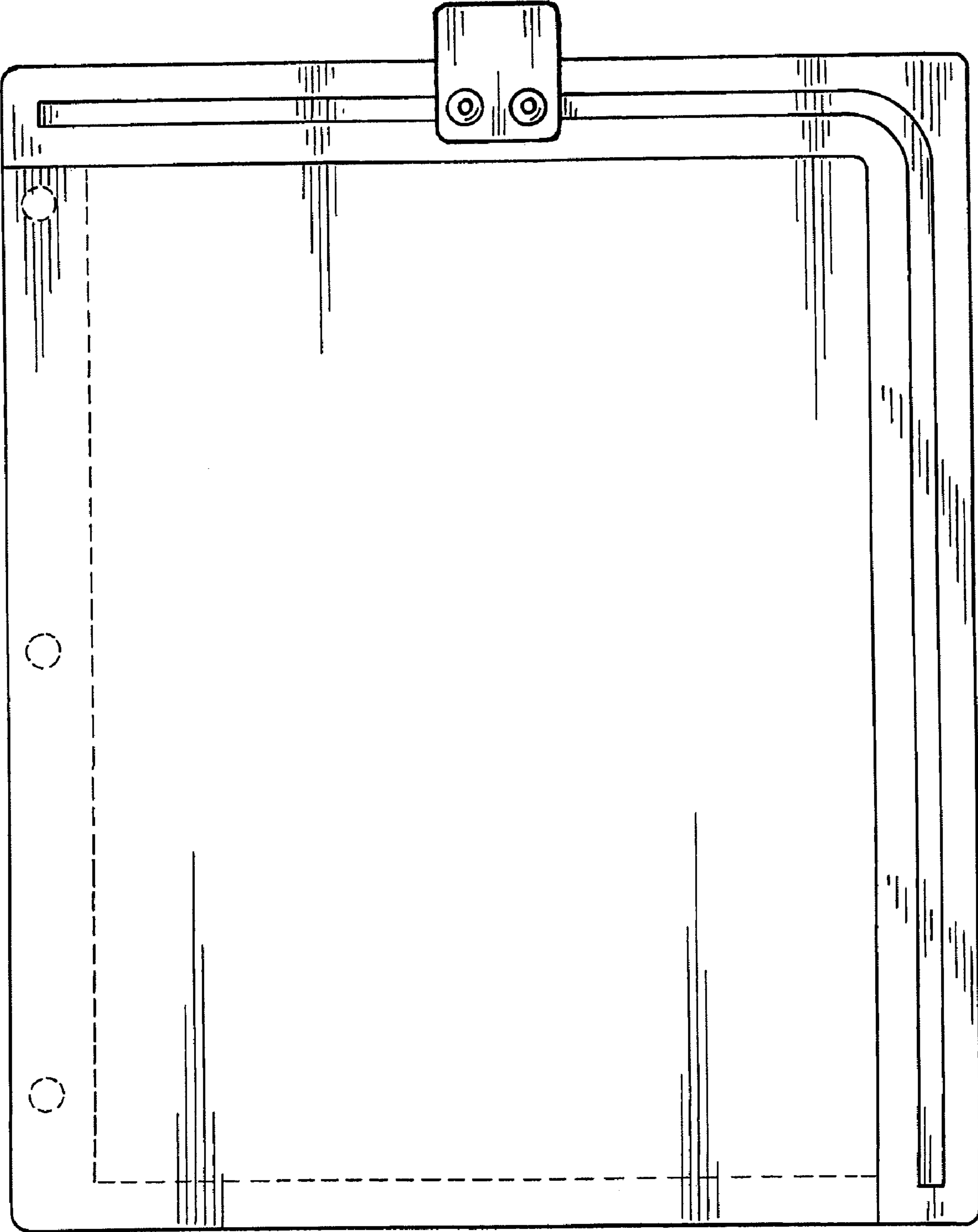


Fig. 2

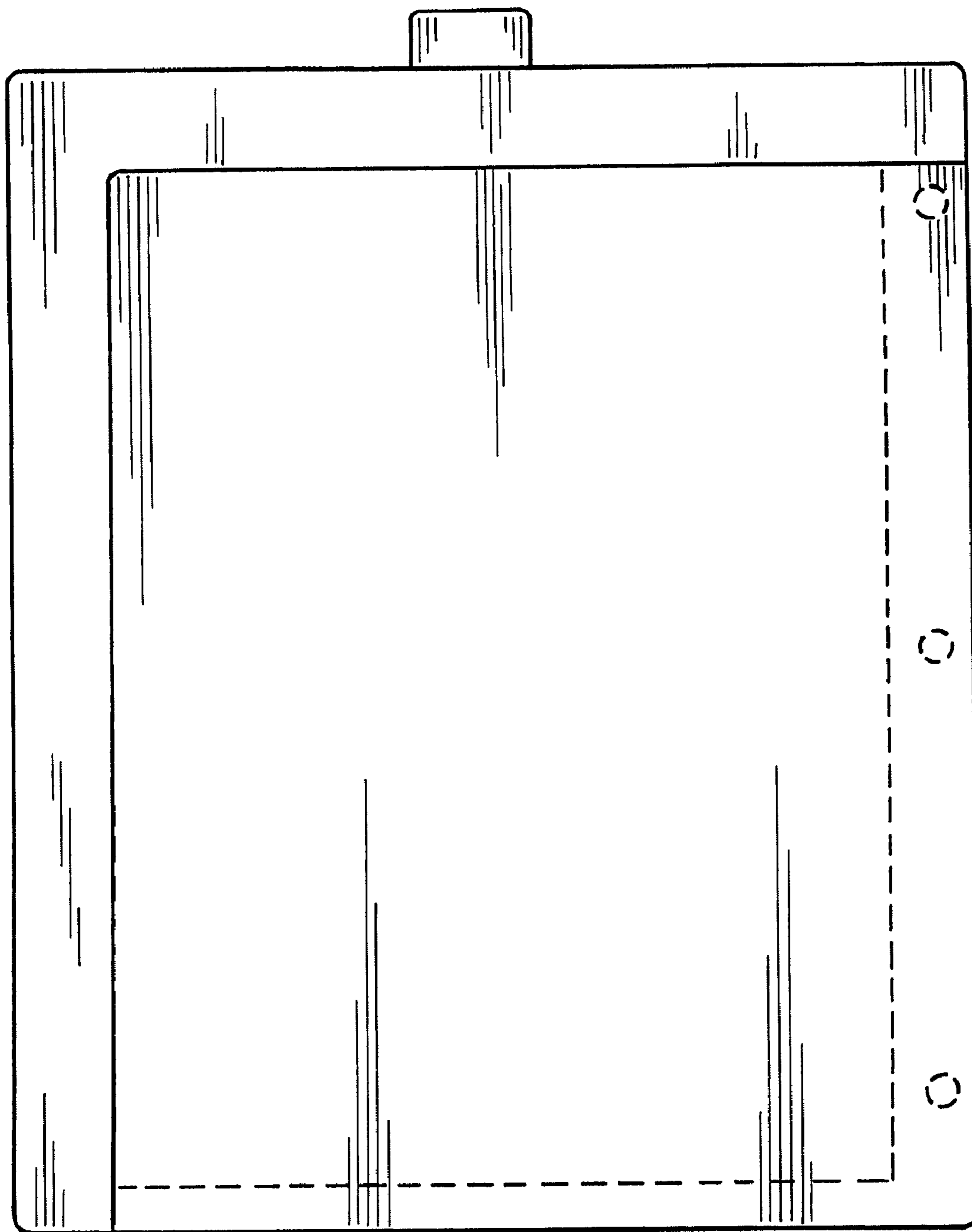


Fig. 3



Fig. 4




Fig. 5



Fig. 6



Fig. 7