



US00D608386S

(12) **United States Design Patent**
Wright

(10) **Patent No.:** **US D608,386 S**

(45) **Date of Patent:** **** Jan. 19, 2010**

(54) **REAR MOUNTED TREMOLO BAR**

(76) **Inventor:** **Scott L. Wright**, 2557 Hanover Rd.,
Columbia, IL (US) 62236

(**) **Term:** **14 Years**

(21) **Appl. No.:** **29/314,581**

(22) **Filed:** **Apr. 13, 2009**

(51) **LOC (9) Cl.** **17-03**

(52) **U.S. Cl.** **D17/20**

(58) **Field of Classification Search** D17/14,
D17/18-20, 99; 84/7, 9, 173, 267, 290-292,
84/313; D19/65; D8/315, 367, 370; D6/309,
D6/313, 315, 317, 323, 328; D23/252; D11/78.1,
D11/206

See application file for complete search history.

(56) **References Cited**

U.S. PATENT DOCUMENTS

D250,571 S *	12/1978	Winslow	D8/382
D255,646 S *	7/1980	Fischer	D8/370
D285,148 S *	8/1986	Kester	D6/317
D291,238 S *	8/1987	Haug et al.	D23/252
4,693,381 A *	9/1987	Lodge	211/94.01
5,224,607 A *	7/1993	Koresko	211/34
5,372,346 A *	12/1994	Upchurch et al.	248/304
D387,569 S *	12/1997	Goodman et al.	D6/323
6,220,459 B1 *	4/2001	Runyon	211/85.6
D460,274 S *	7/2002	Bennie et al.	D6/313
D465,997 S *	11/2002	Kalat	D8/370
D483,655 S *	12/2003	Dretzka	D8/367
D488,309 S *	4/2004	Atwood	D6/328

D506,126 S *	6/2005	Amy	D8/382
D568,377 S *	5/2008	Kim et al.	D17/14
D574,430 S *	8/2008	Lau	D19/65
D580,744 S *	11/2008	Shaha et al.	D8/367
D591,143 S *	4/2009	Ernst et al.	D8/372

* cited by examiner

Primary Examiner—Ian Simmons

Assistant Examiner—R. Johnson

(74) *Attorney, Agent, or Firm*—Kevin L. Klug; Draftsman:
David W. McGuire

(57) **CLAIM**

The ornamental design for a rear mounted tremolo bar, as shown and described.

DESCRIPTION

FIG. 1 is a front right perspective view of a rear mounted tremolo bar;

FIG. 2 is a front elevational view thereof;

FIG. 3 is a rear elevational view thereof;

FIG. 4 is a right side elevational view thereof;

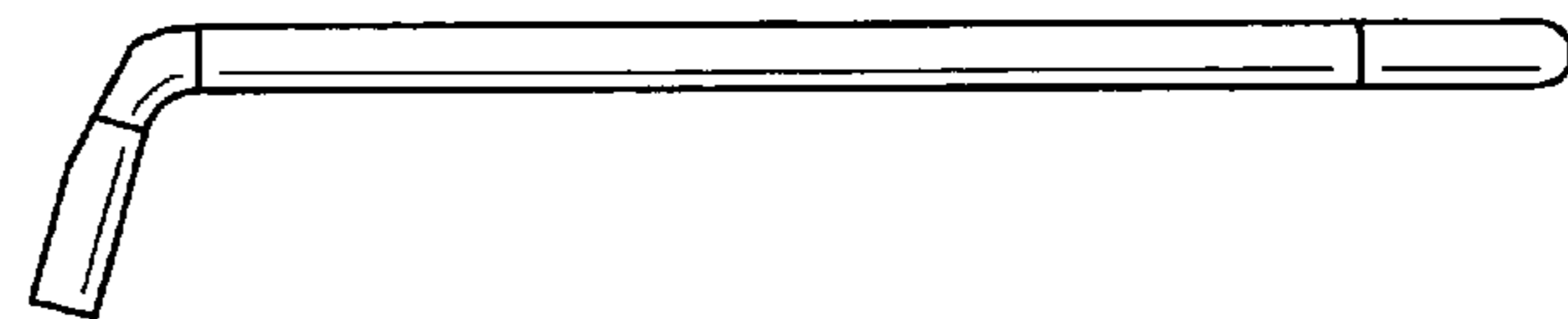
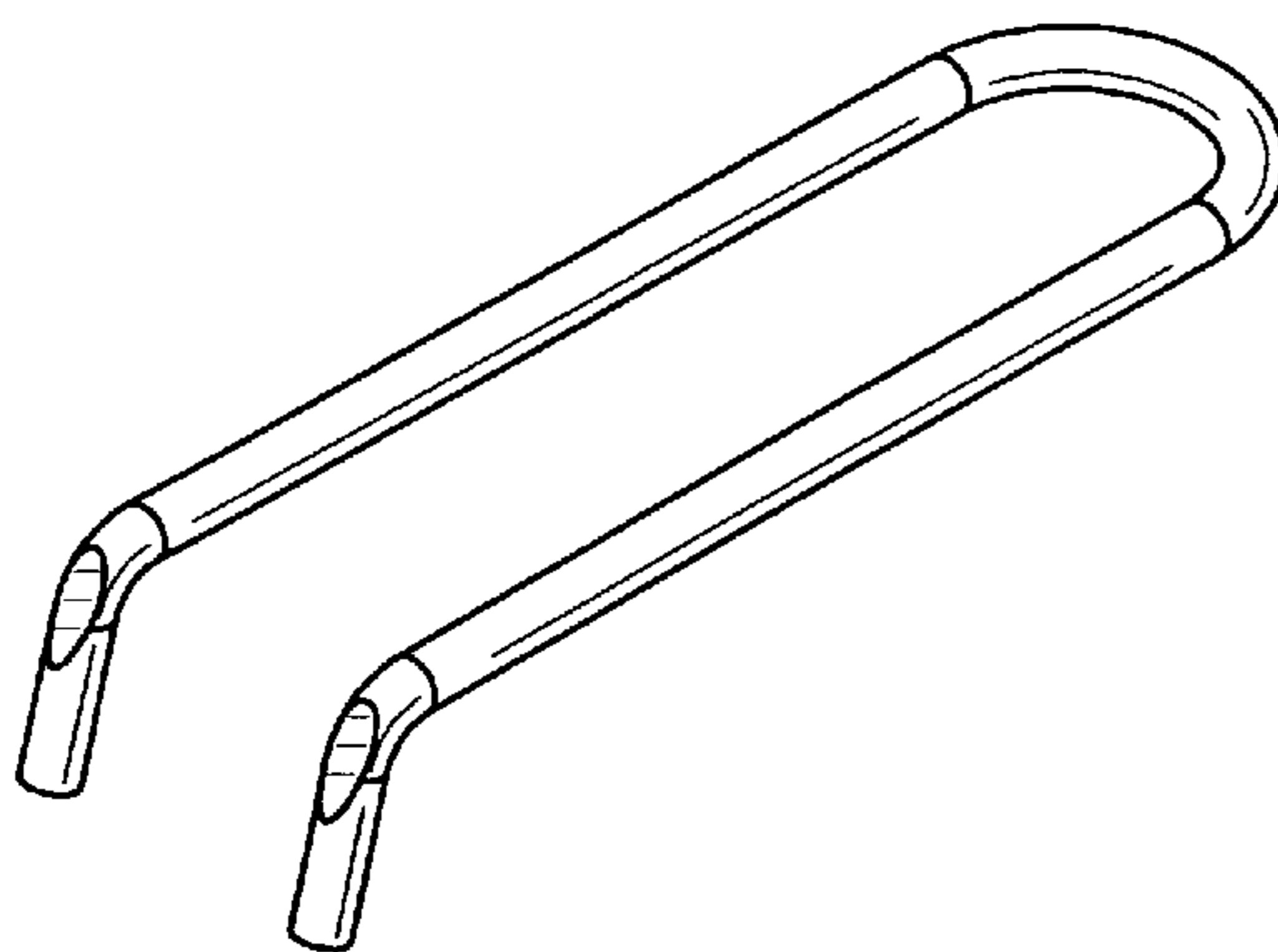
FIG. 5 is a left side elevational view thereof;

FIG. 6 is a top plan view thereof;

FIG. 7 is a bottom plan view thereof; and,

FIG. 8 is a reduced scale top plan view thereof placed within the environmental structure of a guitar backside. The broken lines showing a guitar backside are for the purpose of illustrating the environmental structure and form no part of the claimed design.

1 Claim, 3 Drawing Sheets



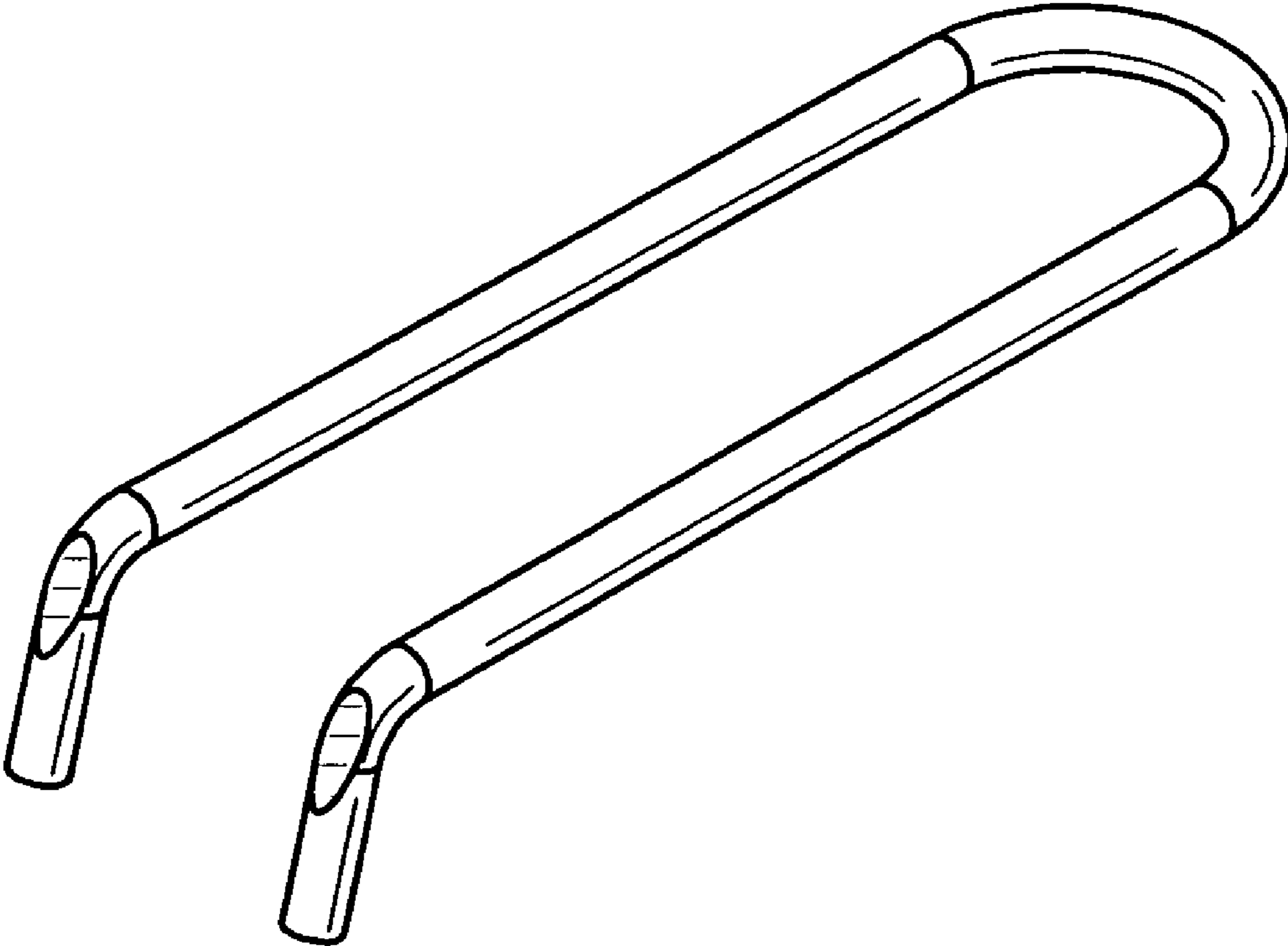


Fig. 1

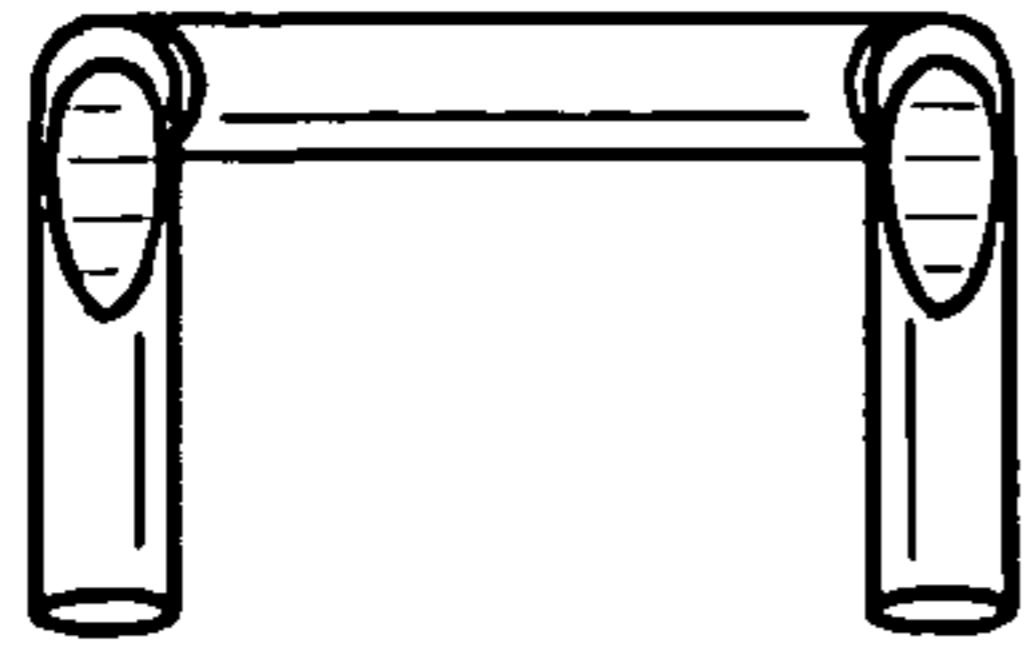


Fig. 2




Fig. 3

Fig. 4




Fig. 5




Fig. 6





Fig. 7



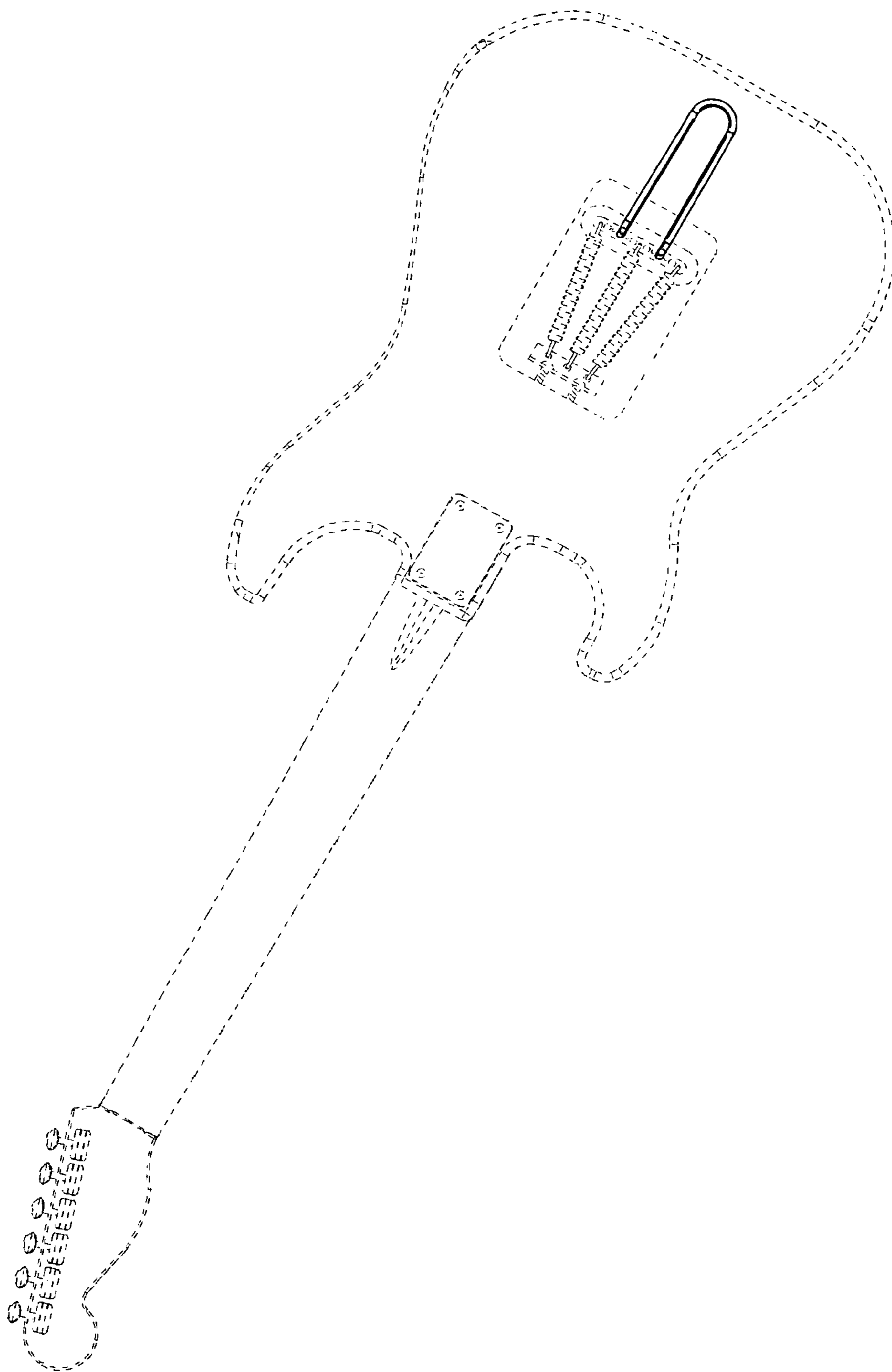


Fig. 8