



US00D608378S

(12) **United States Design Patent**
Ettlin

(10) **Patent No.:** **US D608,378 S**
(45) **Date of Patent:** **** Jan. 19, 2010**

(54) **COUPLING PORTION FOR A MIXER**

(75) Inventor: **Josef Ettlin**, Eichberg (CH)

(73) Assignee: **Sulzer Mixpac AG**, Rotkreuz (CH)

(**) Term: **14 Years**

(21) Appl. No.: **29/329,302**

(22) Filed: **Dec. 11, 2008**

(30) **Foreign Application Priority Data**

Jun. 12, 2008 (EM) 000960802

(51) **LOC (9) Cl.** **15-09**

(52) **U.S. Cl.** **D15/138**

(58) **Field of Classification Search** D8/382;
D12/162; D13/120; D15/138, 139, 140,
D15/147; D16/235; D23/262; 222/1, 129.1,
222/145.5, 459; 239/296, 398, 399, 400,
239/414, 417.5, 418, 424.5, 428, 429, 432,
239/433, 434.5, 488, 500

See application file for complete search history.

(56) **References Cited**

U.S. PATENT DOCUMENTS

2,296,718	A *	9/1942	Kyprie	239/315
2,539,315	A *	1/1951	Murphy	239/404
2,620,108	A *	12/1952	Copping	222/133
3,051,455	A *	8/1962	Magester	366/172.1
D208,522	S *	9/1967	Graham	D23/262
3,770,208	A *	11/1973	Mueller	239/417.3
4,690,333	A *	9/1987	Johansson	239/434.5
4,907,725	A *	3/1990	Durham	222/129.1
D355,244	S *	2/1995	Doragrip et al.	D23/262
5,429,308	A *	7/1995	Brown	239/414
5,570,822	A *	11/1996	LeMarbe et al.	222/459
5,664,733	A *	9/1997	Lott	239/429

D417,459	S *	12/1999	Shintani et al.	D15/144
6,021,961	A *	2/2000	Brown	239/398
D474,788	S *	5/2003	Molnar et al.	D15/144
D517,577	S *	3/2006	Conway et al.	D15/144
7,032,843	B1 *	4/2006	Johnson et al.	239/488
D521,035	S *	5/2006	de Leeuw et al.	D15/144
7,051,954	B2 *	5/2006	Gerstner	239/398
D549,804	S *	8/2007	Lewis et al.	D23/262
D569,891	S *	5/2008	Dittmer et al.	D16/235
D584,751	S *	1/2009	Schreck	D15/135
2004/0035952	A1 *	2/2004	Gerstner	239/433
2007/0131715	A1 *	6/2007	Minard et al.	222/145.5
2007/0278327	A1 *	12/2007	Wolfe	239/398

* cited by examiner

Primary Examiner—Sandra Snapp

Assistant Examiner—Patricia Palasik

(74) *Attorney, Agent, or Firm*—Townsend and Townsend and Crew, LLP

(57) **CLAIM**

The ornamental design for a coupling portion for a mixer, as shown and described.

DESCRIPTION

FIG. 1 is a perspective view of a coupling portion for a mixer showing my new design;

FIG. 2 is a front elevational view thereof;

FIG. 3 is a rear elevational view thereof;

FIG. 4 is a left side elevational view thereof;

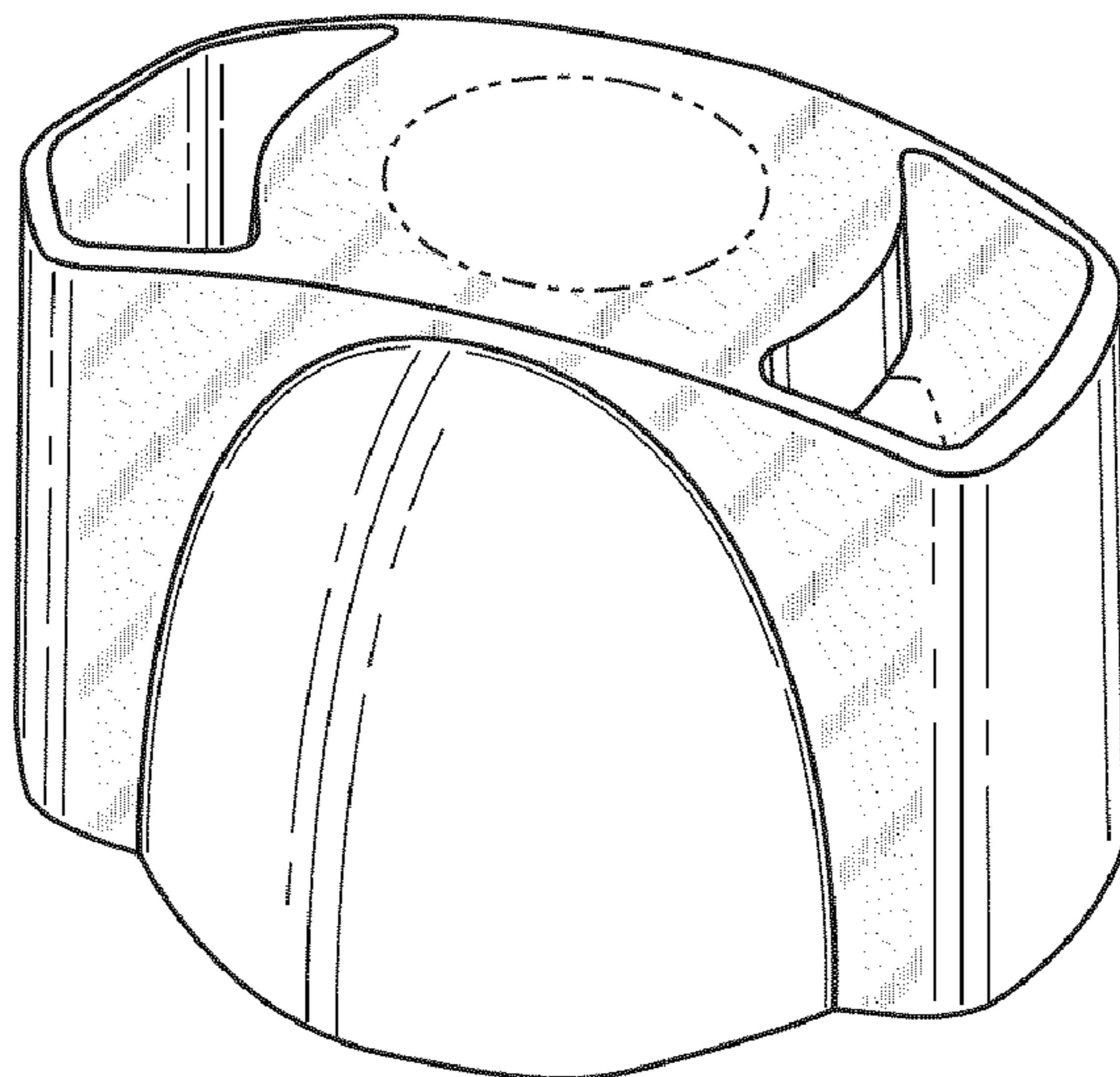
FIG. 5 is a right side elevational view thereof;

FIG. 6 is a top plan view thereof; and,

FIG. 7 is a bottom plan view thereof.

The broken lines in the drawings depict the boundaries of the claimed design and form no part thereof.

1 Claim, 4 Drawing Sheets



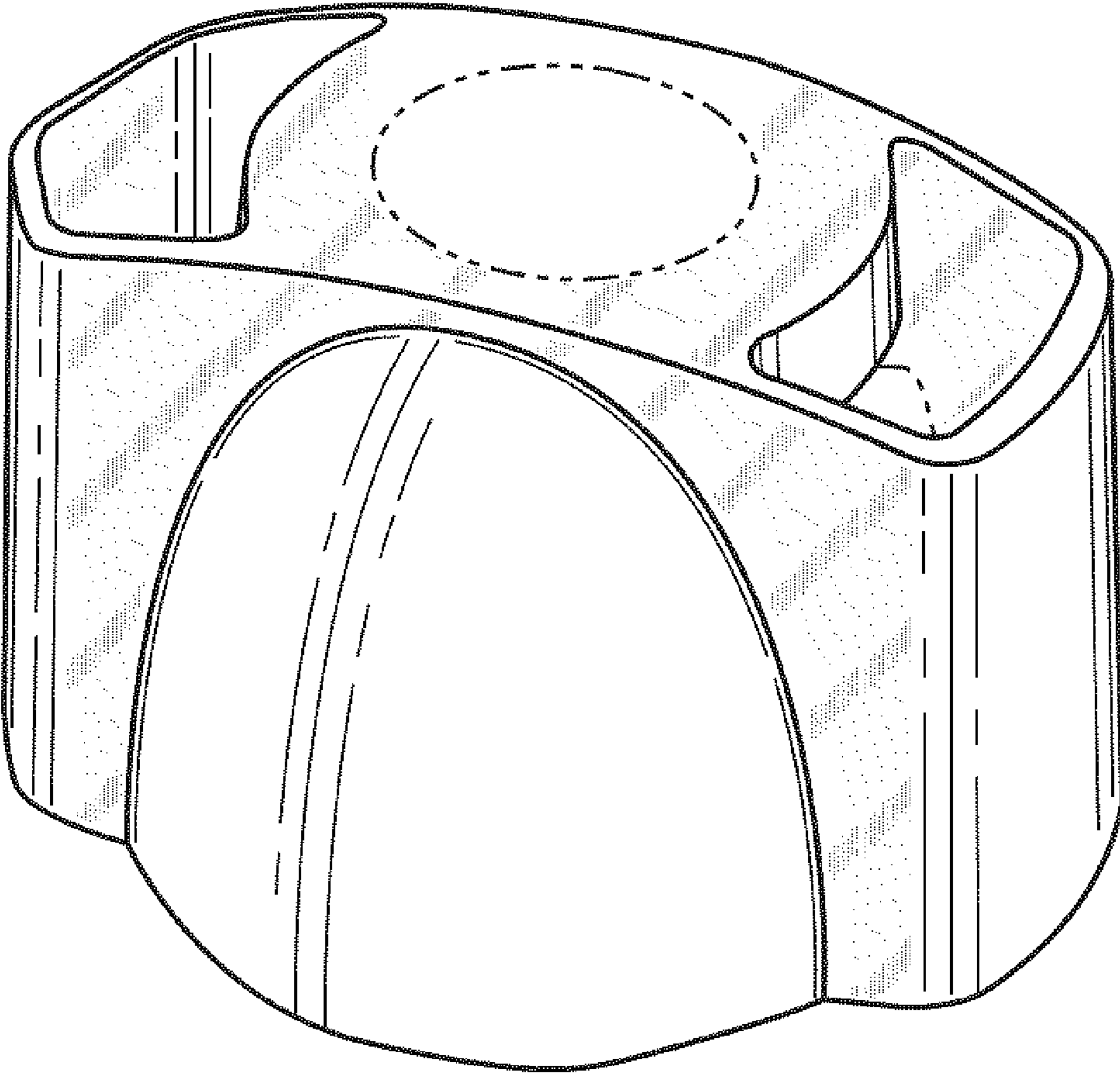


FIG. 1

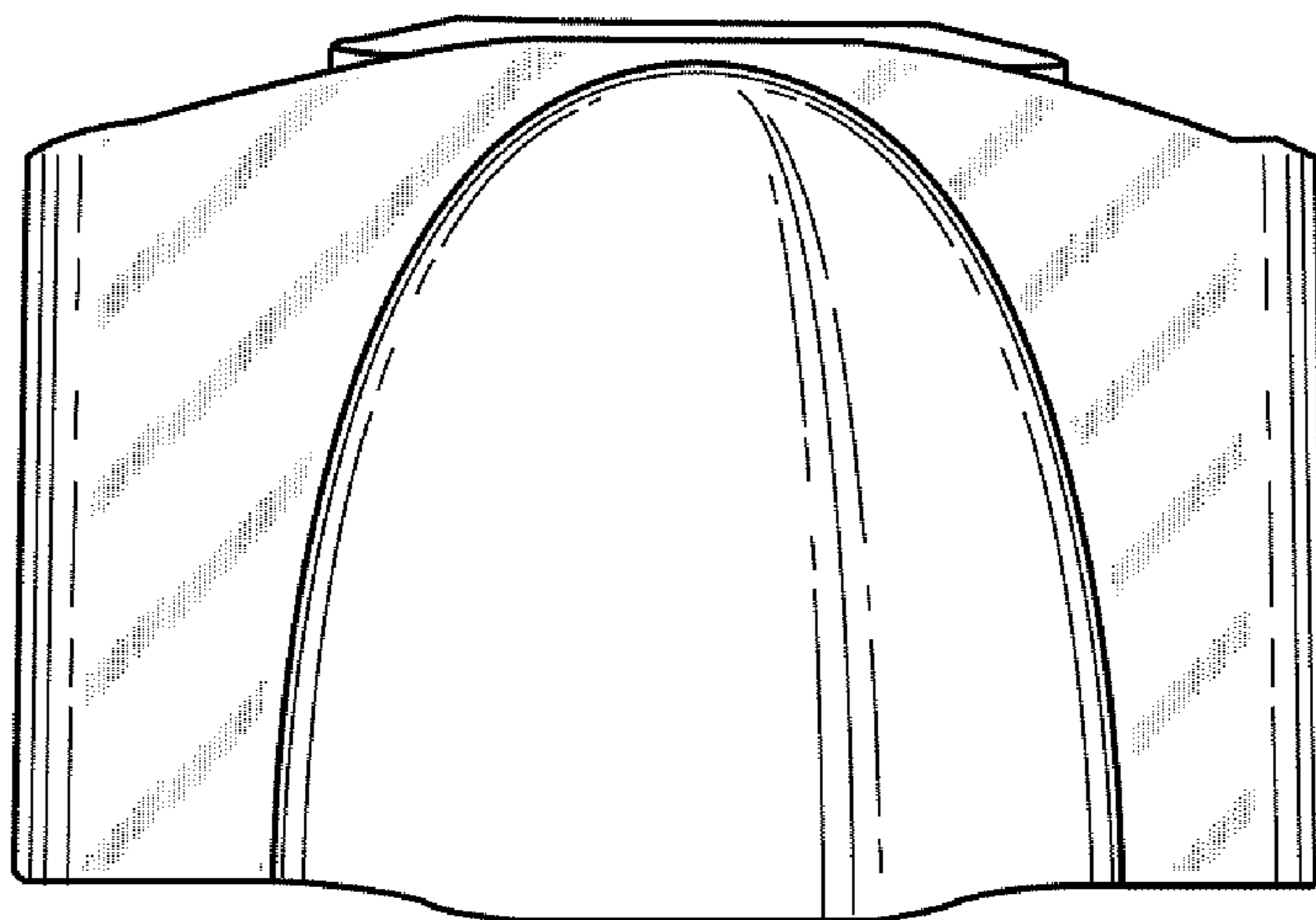


FIG. 2

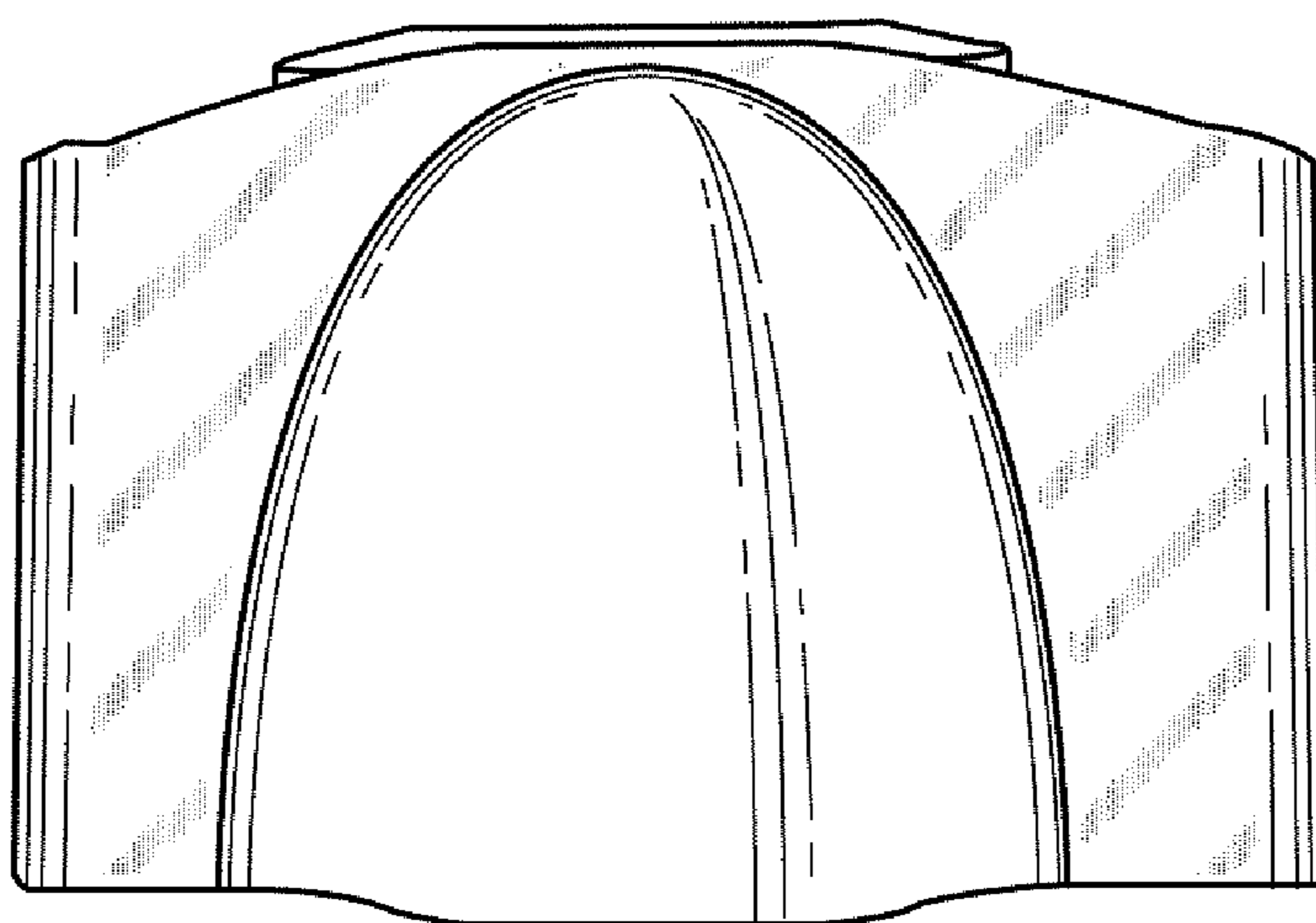


FIG. 3

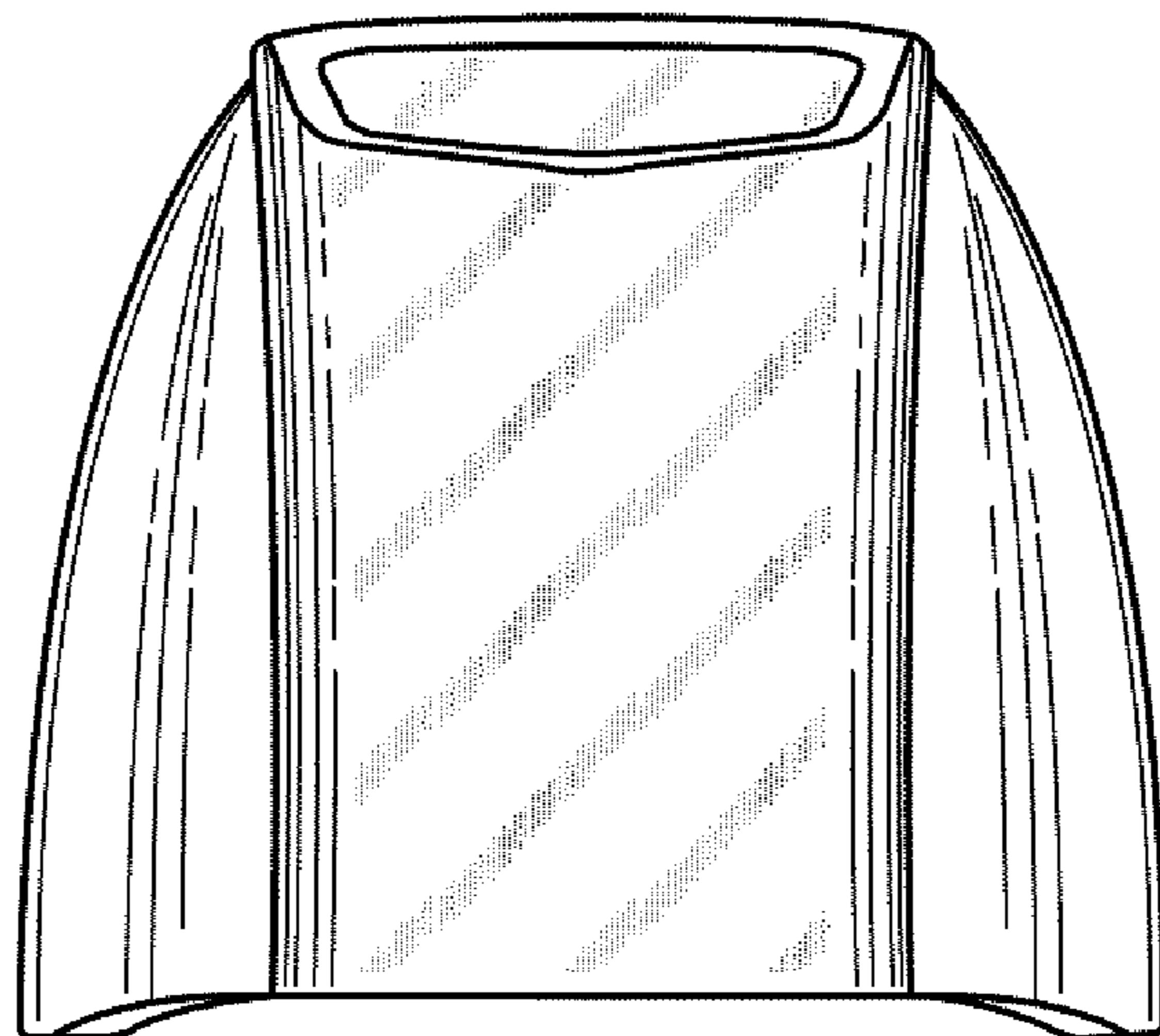


FIG. 4

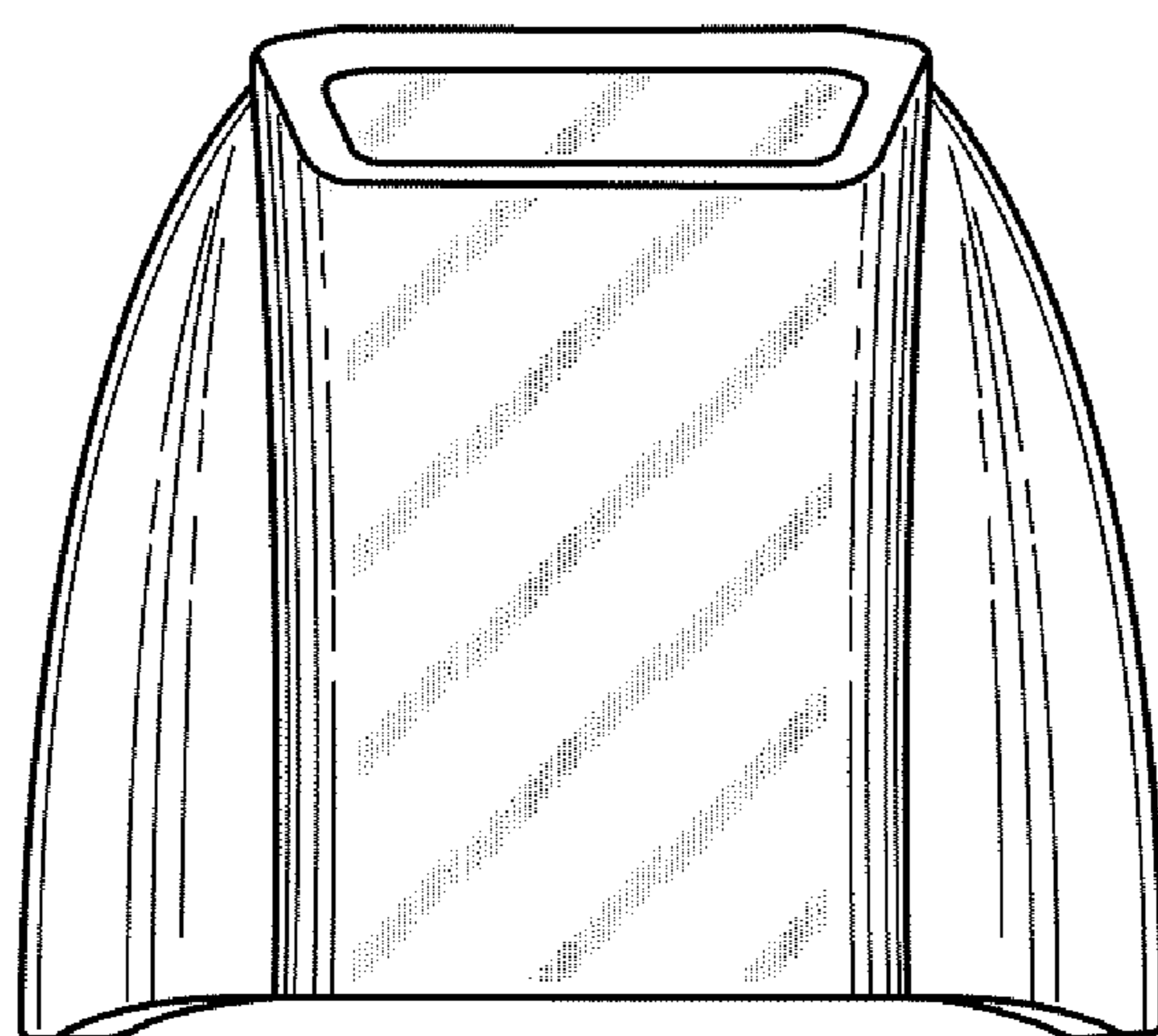


FIG. 5

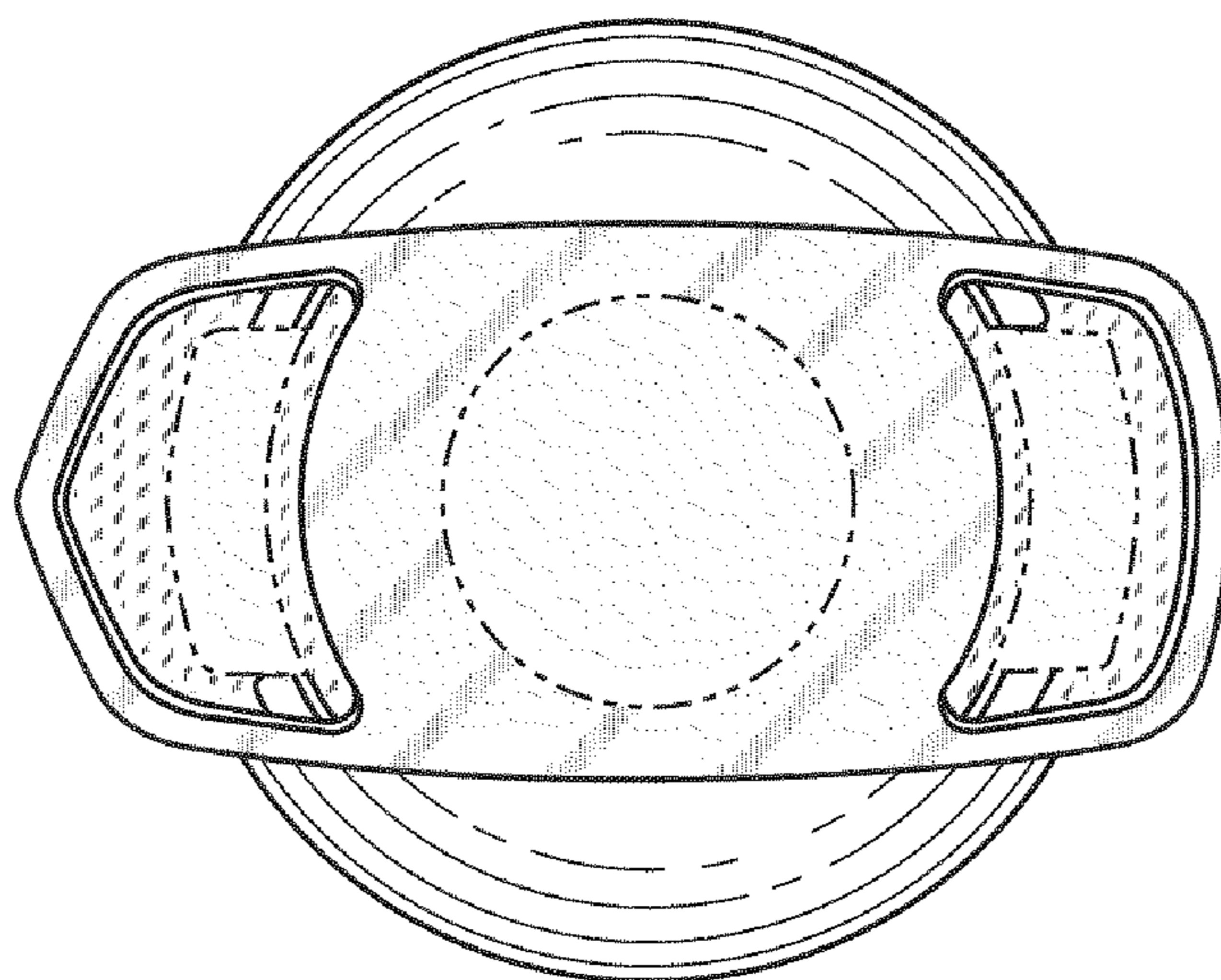


FIG. 6

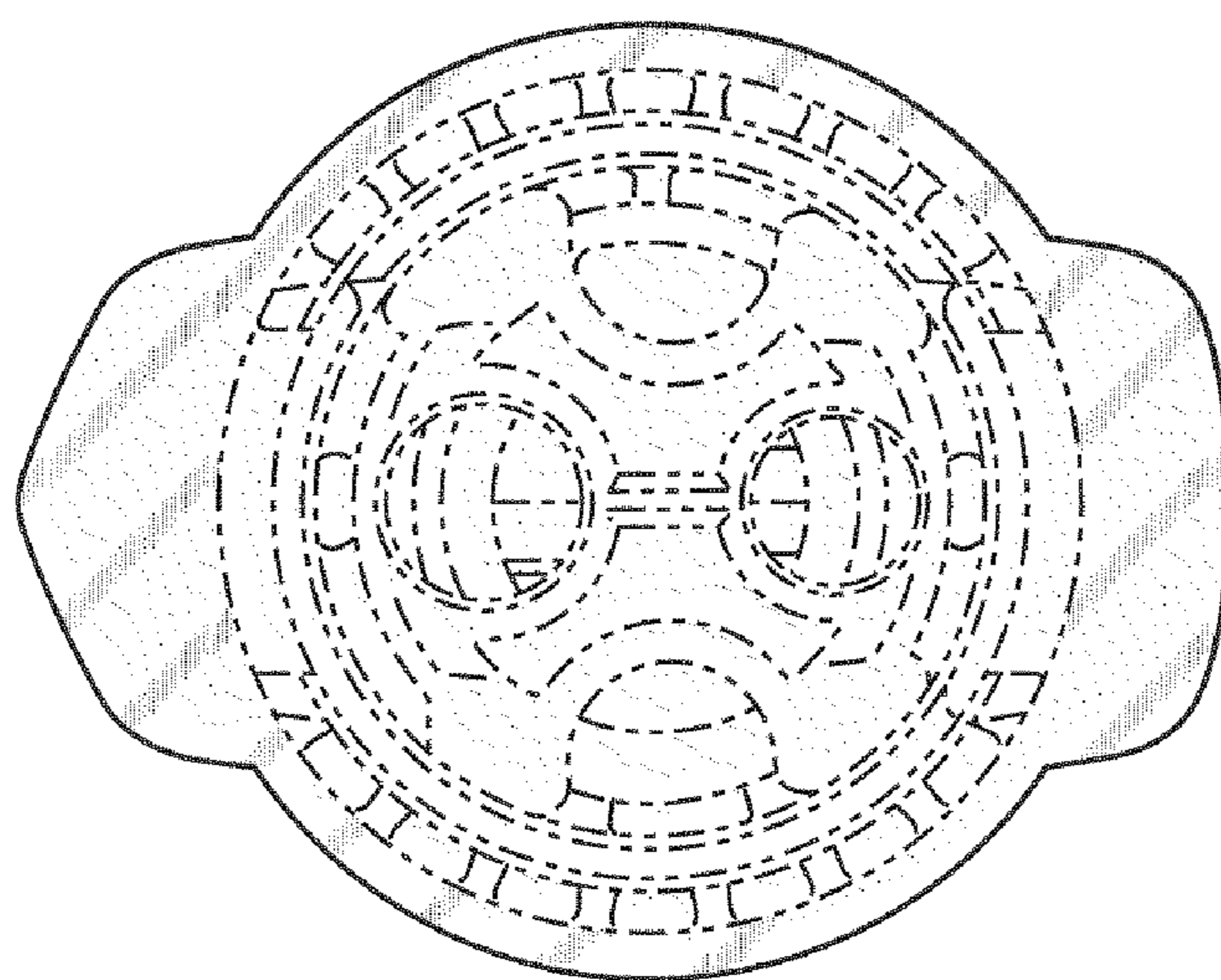


FIG. 7