



US00D608376S

(12) **United States Design Patent**
Wilson

(10) **Patent No.:** **US D608,376 S**
(45) **Date of Patent:** **** Jan. 19, 2010**

(54) **CHAFF CUTTING BLADE FOR A BAND SAW
OR THE LIKE**

(75) Inventor: **Robert W. Wilson**, Salisbury (GB)

(73) Assignee: **Chemring Countermeasures Limited**,
Salisbury (GB)

(**) Term: **14 Years**

(21) Appl. No.: **29/307,696**

(22) Filed: **May 5, 2008**

(30) **Foreign Application Priority Data**

Nov. 5, 2007 (EM) 000820618-0007

(51) **LOC (9) Cl.** **15-09**

(52) **U.S. Cl.** **D15/134**

(58) **Field of Classification Search** D8/20,
D8/64, 66, 70, 98; D15/133, 138, 139; 30/307,
30/347, 355, 388-391; 83/663, 676, 835-838,
83/846-855; 125/13.01, 15, 22

See application file for complete search history.

(56) **References Cited**

U.S. PATENT DOCUMENTS

1,663,241	A	3/1928	Cheshire	
3,034,378	A *	5/1962	Anderson	76/112
3,730,038	A	5/1973	Farb	
4,123,958	A	11/1978	Wright et al.	
4,352,241	A	10/1982	Johansson	
D273,681	S	5/1984	Ito	
4,776,251	A	10/1988	Carter, Jr.	
4,854,207	A	8/1989	Kirbach et al.	
5,182,976	A	2/1993	Wittkopp	
5,901,630	A *	5/1999	Kataoka et al.	83/835
D415,401	S *	10/1999	Imboden et al.	D8/70

D417,598	S	12/1999	Dibbern et al.	
D438,549	S *	3/2001	Tsujimoto	D15/134
6,244,152	B1 *	6/2001	Di Nicolantonio	83/835
D455,057	S *	4/2002	Medhurst	D8/20
6,681,674	B2 *	1/2004	Hakansson et al.	83/661
6,701,629	B2	3/2004	Krondorfer et al.	
D555,443	S *	11/2007	Hunt	D8/20
D579,297	S	10/2008	Jeiziner et al.	
D586,633	S *	2/2009	Taylor et al.	D8/20
2003/0029297	A1	2/2003	Haughton et al.	
2003/0075163	A1	4/2003	Sherman et al.	
2006/0060030	A1	3/2006	Lowder	
2006/0130630	A1 *	6/2006	Hesselberg et al.	83/835
2006/0207398	A1 *	9/2006	Nicolson et al.	83/13
2008/0017008	A1 *	1/2008	Brenton et al.	83/820

* cited by examiner

Primary Examiner—Sandra Snapp

Assistant Examiner—Patricia Palasik

(74) *Attorney, Agent, or Firm*—Lahive & Cockfield, LLP;
Anthony A. Laurentano

(57) **CLAIM**

The ornamental design for a chaff cutting blade for a band saw or the like, as shown and described.

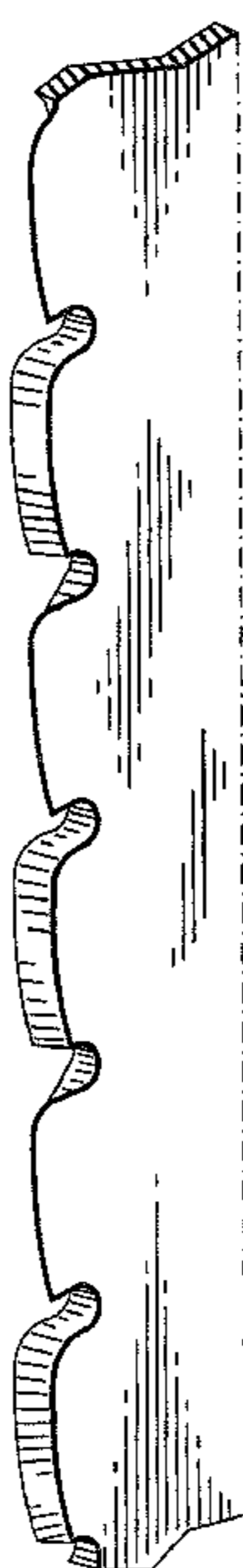
DESCRIPTION

FIG. 1 is a partial front elevational view of a chaff cutting blade for a band saw or the like showing a portion of the repeating pattern of the design according to the present invention;

FIG. 2 is a partial right side elevational view of FIG. 1; and, FIG. 3 is a partial perspective view of FIG. 1.

The details shown in dotted lines are for illustrative purposes only and form no part of the claimed ornamental design.

1 Claim, 1 Drawing Sheet



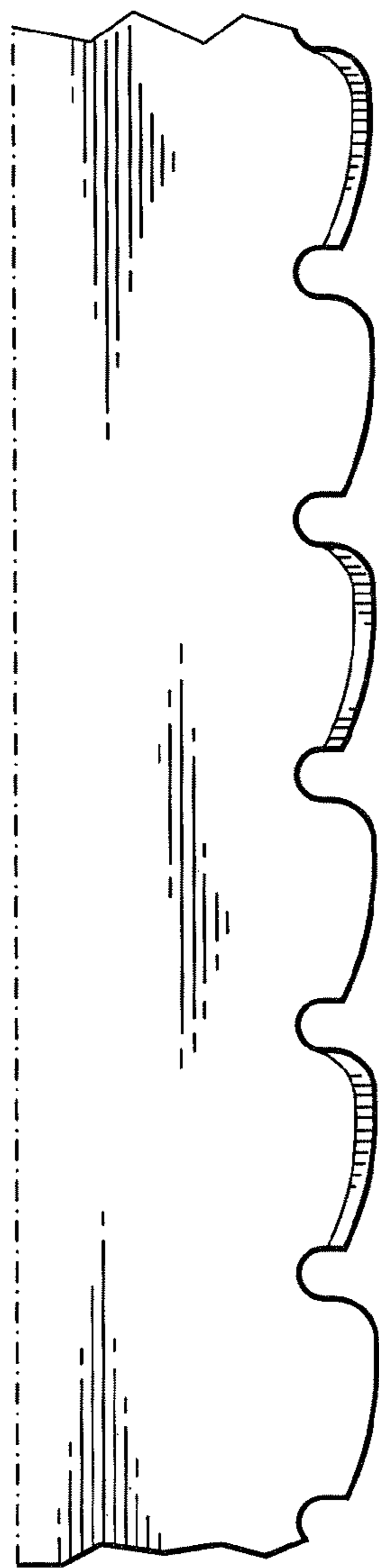


Fig. 1



Fig. 2

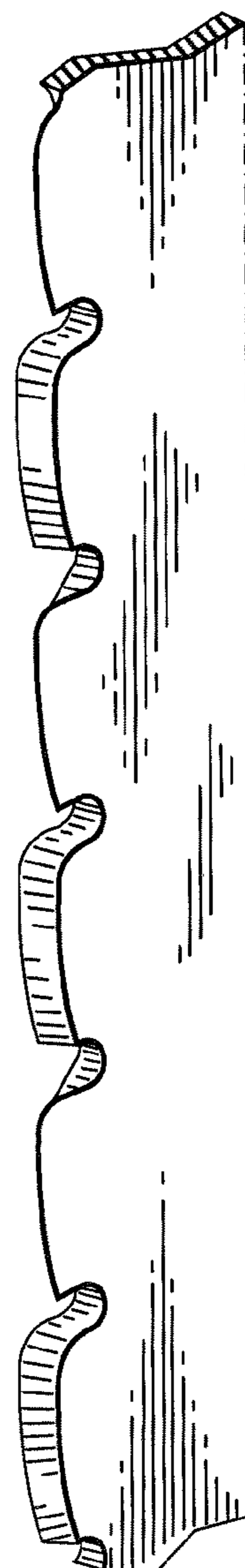


Fig. 3