



US00D608370S

(12) **United States Design Patent**
Furukawa

(10) **Patent No.:** **US D608,370 S**

(45) **Date of Patent:** **** Jan. 19, 2010**

(54) **BLU-RAY DISC PLAYER**

D570,809 S * 6/2008 Hong D14/502
D573,563 S * 7/2008 Kaneko D14/502

(75) Inventor: **Toshio Furukawa**, Daito (JP)

* cited by examiner

(73) Assignee: **Funai Electric Co., Ltd.**, Osaka (JP)

Primary Examiner—Nanda Bondade

(**) Term: **14 Years**

(74) *Attorney, Agent, or Firm*—Sughrue Mion, PLLC

(21) Appl. No.: **29/334,670**

(57) **CLAIM**

(22) Filed: **Mar. 31, 2009**

The ornamental design for a blu-ray disc player, as shown and described.

(51) **LOC (9) Cl.** **14-01**

(52) **U.S. Cl.** **D14/505**

(58) **Field of Classification Search** D14/496,
D14/498–511, 167–168, 188, 197–198; 360/99.02,
360/99.07; 369/75.11, 75.21, 77.11, 77.21;
720/601, 612, 619, 649, 655; 455/344, 347–351
See application file for complete search history.

DESCRIPTION

(56) **References Cited**

U.S. PATENT DOCUMENTS

D472,534 S * 4/2003 Ueno et al. D14/505
D510,076 S * 9/2005 Wu D14/505
D512,700 S * 12/2005 Sonoda D14/506
D524,775 S * 7/2006 Liu D14/505
D556,163 S * 11/2007 Oota D14/502
D560,627 S * 1/2008 Park et al. D14/506

FIG. 1 is a front perspective view of the blu-ray disc player according to the present invention;

FIG. 2 is a front view thereof;

FIG. 3 is a rear view thereof;

FIG. 4 is a left side view thereof;

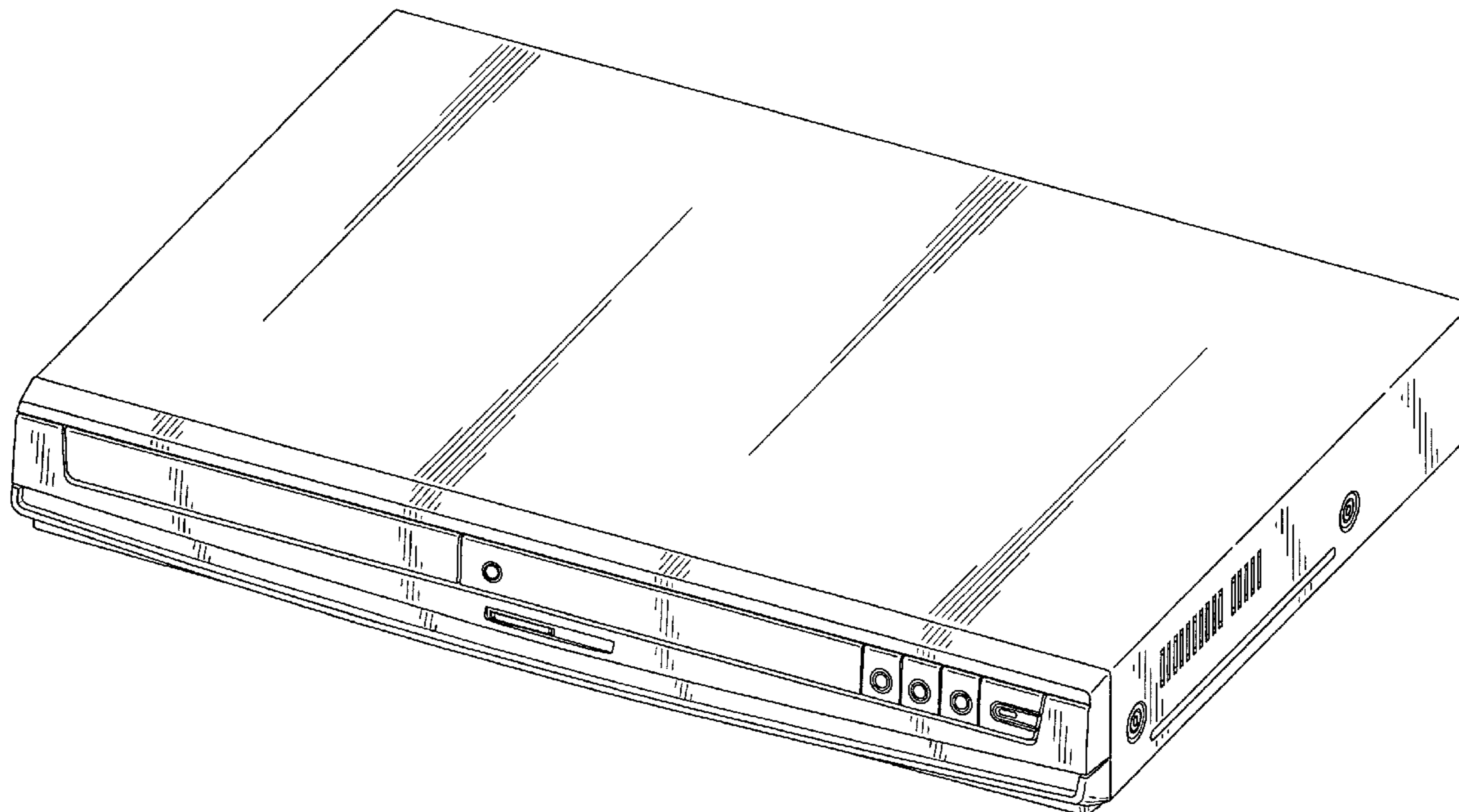
FIG. 5 is a right side view thereof;

FIG. 6 is a top view thereof; and,

FIG. 7 is a bottom view thereof.

Broken lines in the figures are used to show environmental structure only, and form no part of the claimed design.

1 Claim, 5 Drawing Sheets



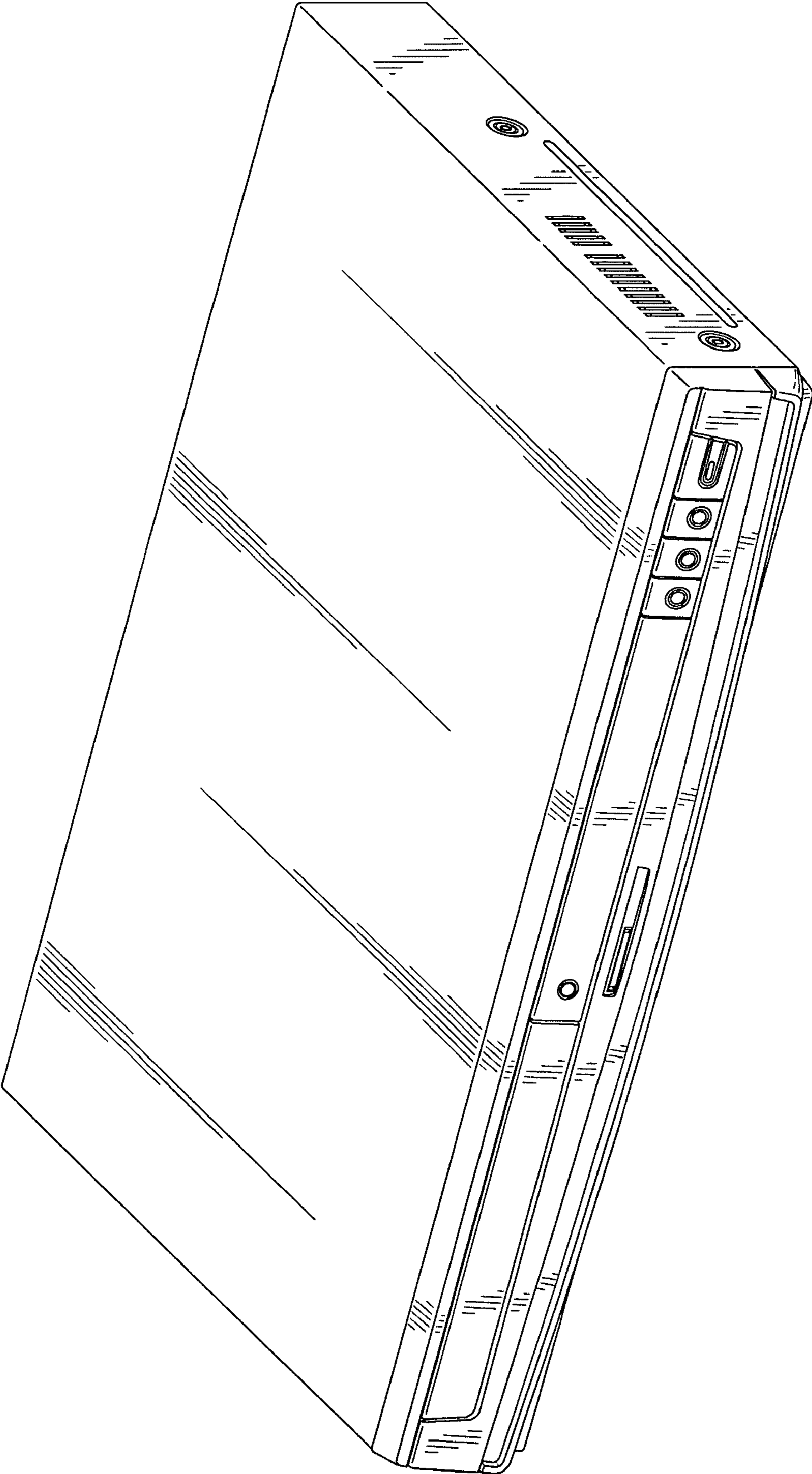


FIG. 1

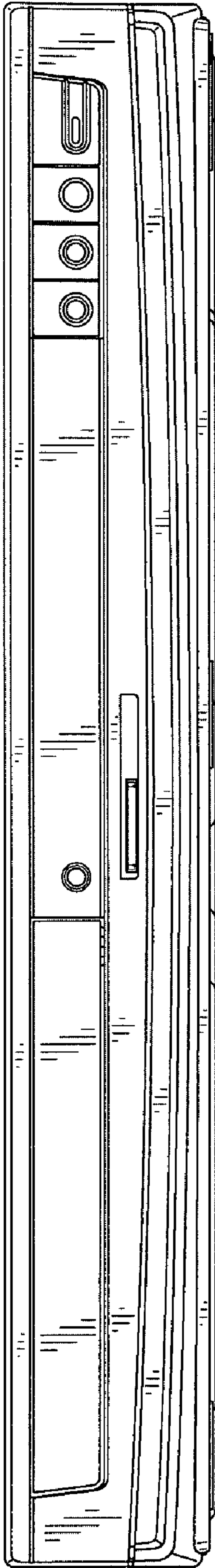


FIG. 2

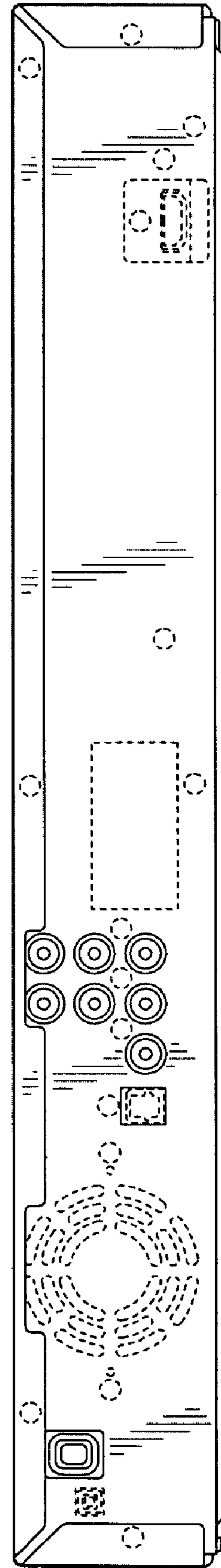


FIG. 3

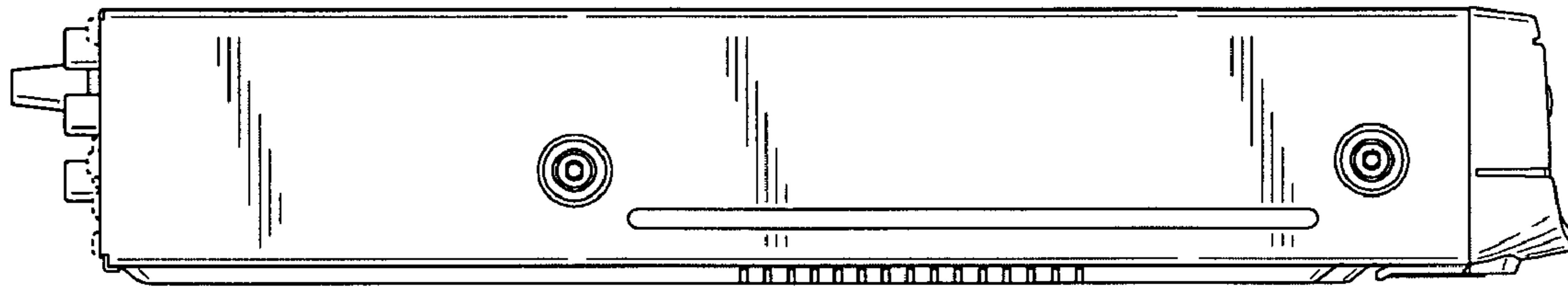


FIG. 4

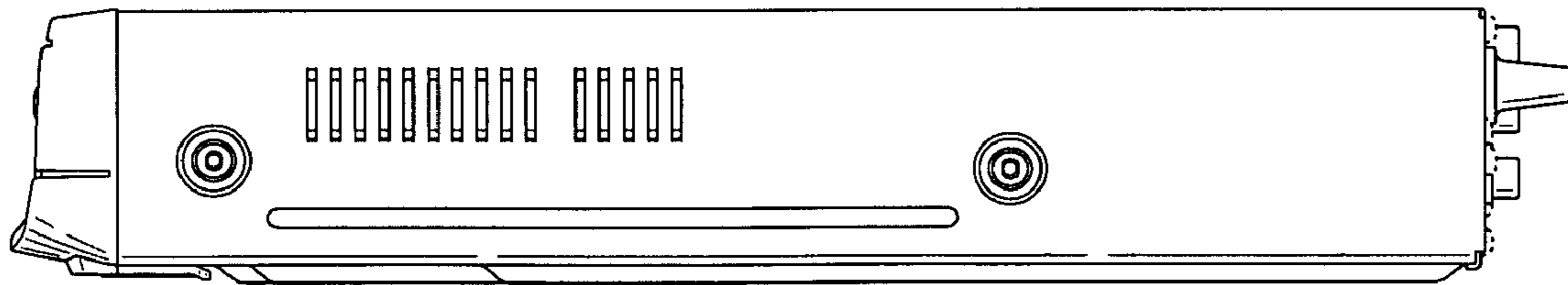


FIG. 5




FIG. 6

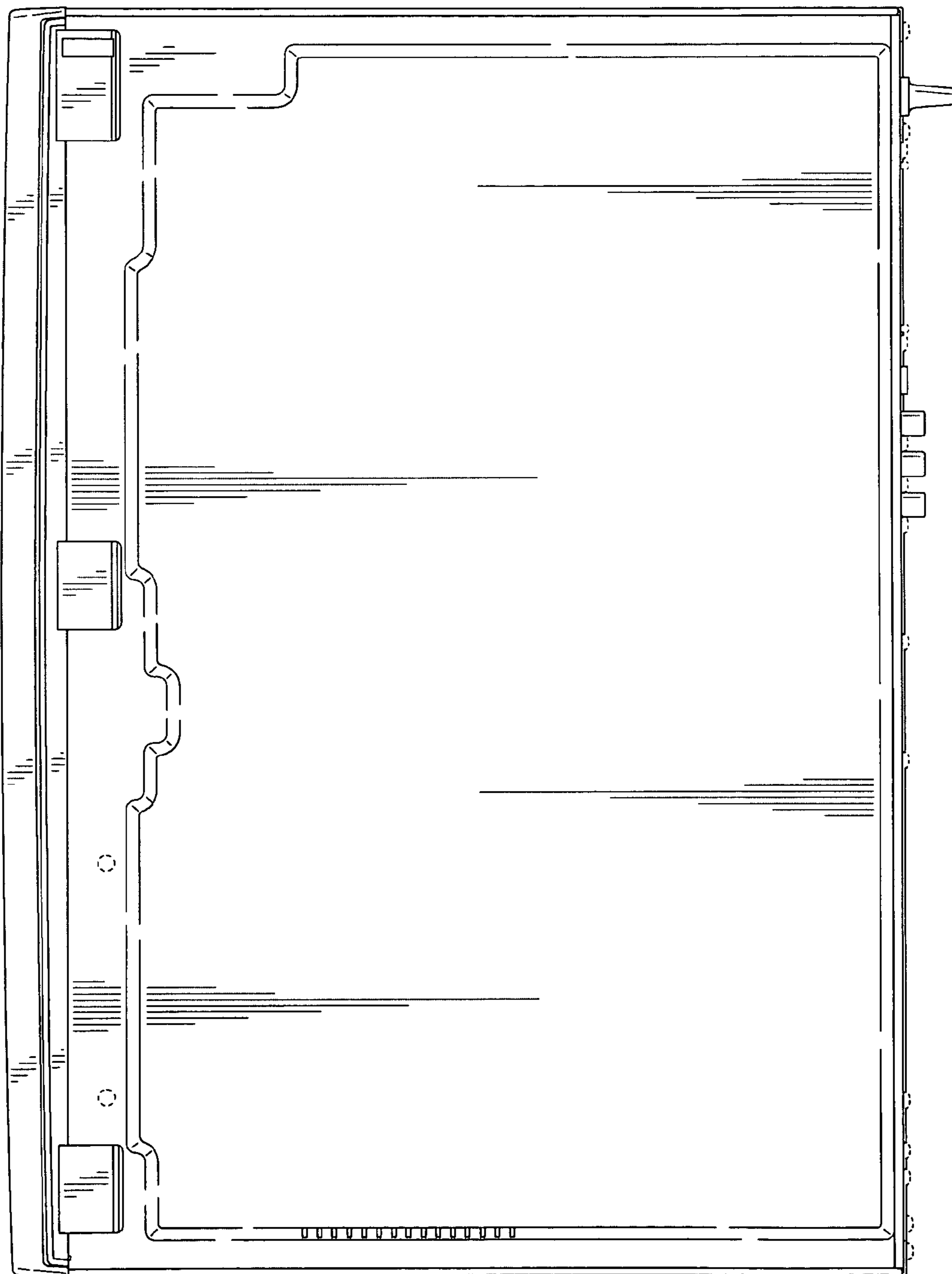


FIG. 7