



US00D608356S

(12) **United States Design Patent**
Peyridieu

(10) **Patent No.:** **US D608,356 S**
(45) **Date of Patent:** **** Jan. 19, 2010**

(54) **SUPPORT FOR MOBILE PHONES**

(75) Inventor: **Philippe Peyridieu**, Via Pacini, 61,
20131 Milan (IT)

(73) Assignees: **Henry Sanderson**, Breda (NL);
Philippe Peyridieu, Milan (IT)

(**) Term: **14 Years**

(21) Appl. No.: **29/313,040**

(22) Filed: **Dec. 3, 2008**

(30) **Foreign Application Priority Data**

Jun. 4, 2008 (EM) 000946116-0001

(51) **LOC (9) Cl.** **14-03**

(52) **U.S. Cl.** **D14/253**

(58) **Field of Classification Search** D14/149,
D14/250-253, 299, 452, 454, 447; D8/363,
D8/373; D12/415; 248/206.2-206.4, 220.21,
248/279.1; 379/426, 446, 454, 455
See application file for complete search history.

(56) **References Cited**

U.S. PATENT DOCUMENTS

532,109 A * 1/1895 Stinchcomb 248/303
D35,518 S * 12/1901 Miller D8/363
D158,377 S * 5/1950 Haglund D8/373

(Continued)

FOREIGN PATENT DOCUMENTS

WO DM/068857 * 4/2007

OTHER PUBLICATIONS

Air Conditioner Vent Style Cell Phone Holder, <URL:http://www.cellphoneshop.net/uncephheadst.html>, retrieved from internet Aug. 28, 2009.*

Mobile Phone Holder Model No. CTO15082, <URL: http://www.chinatradersonline.com/Mobile-Phone-Accessories/Mobile-Phone-Seat/Mobile-Phone-Holder-230743526.htm>, retrieved from internet Aug. 28, 2009.*

Primary Examiner—Jeffrey D Asch

Assistant Examiner—Carla Jobe Wright

(74) *Attorney, Agent, or Firm*—Collard & Roe, P.C.

(57) **CLAIM**

The ornamental design for a support for mobile phones, as shown and described.

DESCRIPTION

FIG. 1 shows a front perspective view of my design for a support for mobile phones;

FIG. 2 shows a back perspective view thereof;

FIG. 3 shows a front view thereof;

FIG. 4 shows a back view thereof;

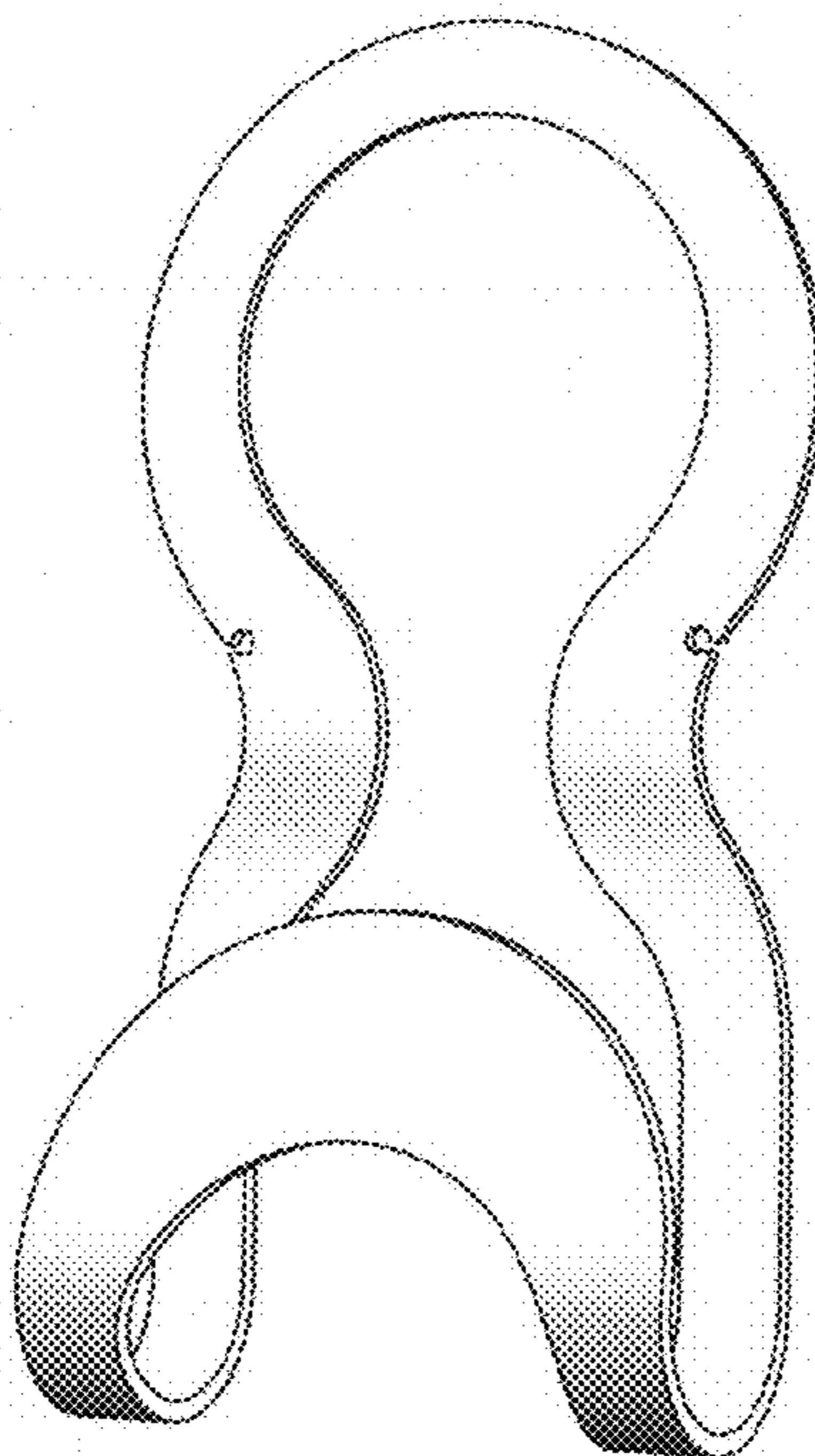
FIG. 5 shows a top view thereof;

FIG. 6 shows a bottom view thereof; and,

FIG. 7 shows a left side view thereof with the right side being a mirror image.

The surface shading applied to portions of the support for mobile phones in the drawing figures indicates contours of the design and does not represent color contrast.

1 Claim, 7 Drawing Sheets



US D608,356 S

Page 2

U.S. PATENT DOCUMENTS

D281,221 S *	11/1985	Edmiston	D8/356	5,961,016 A *	10/1999	Hartmann et al.	224/571
D310,997 S *	10/1990	Tholberg	D14/251	D423,002 S *	4/2000	Pedersen	D14/149
D326,856 S *	6/1992	Hare et al.	D14/253	D454,340 S *	3/2002	Grimm	D14/240
5,253,292 A *	10/1993	Fluder et al.	379/426	D464,794 S *	10/2002	Dancyger	D3/228
D365,106 S *	12/1995	Haltof	D14/253	D483,767 S *	12/2003	Green et al.	D14/451
D371,137 S *	6/1996	Kriegh	D14/253	D486,379 S *	2/2004	Olson	D8/370
D392,826 S *	3/1998	Paikos et al.	D6/566	D510,258 S *	10/2005	Glass et al.	D8/373
D396,405 S *	7/1998	Zaccardelli	D8/373	D539,291 S *	3/2007	Li et al.	D14/447
D398,836 S *	9/1998	Kalat	D8/370	D560,115 S *	1/2008	Peyridieu et al.	D8/373
D411,931 S *	7/1999	Hartmann et al.	D6/553	D577,576 S *	9/2008	Ernst et al.	D8/373

* cited by examiner

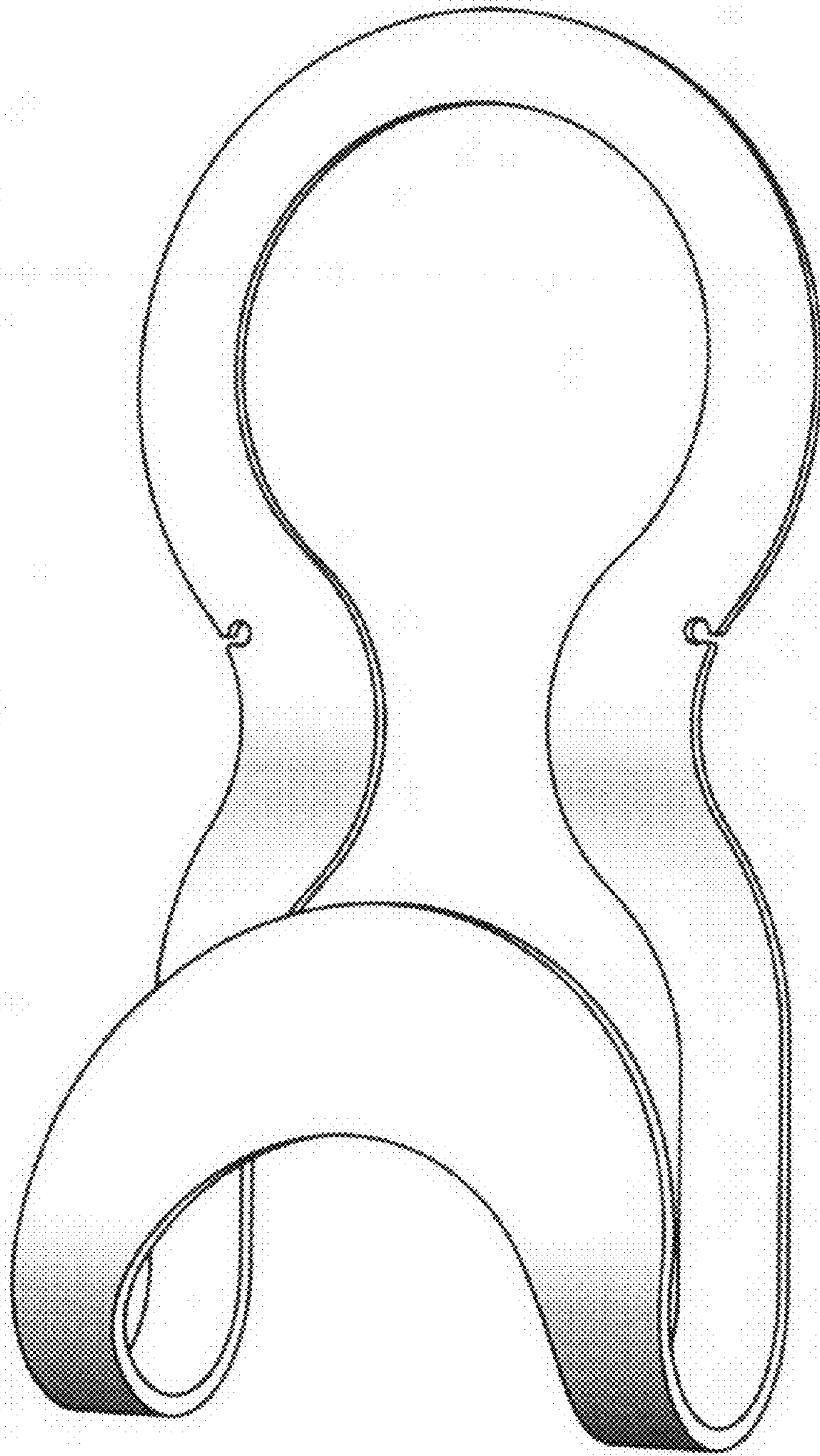


FIG. 1

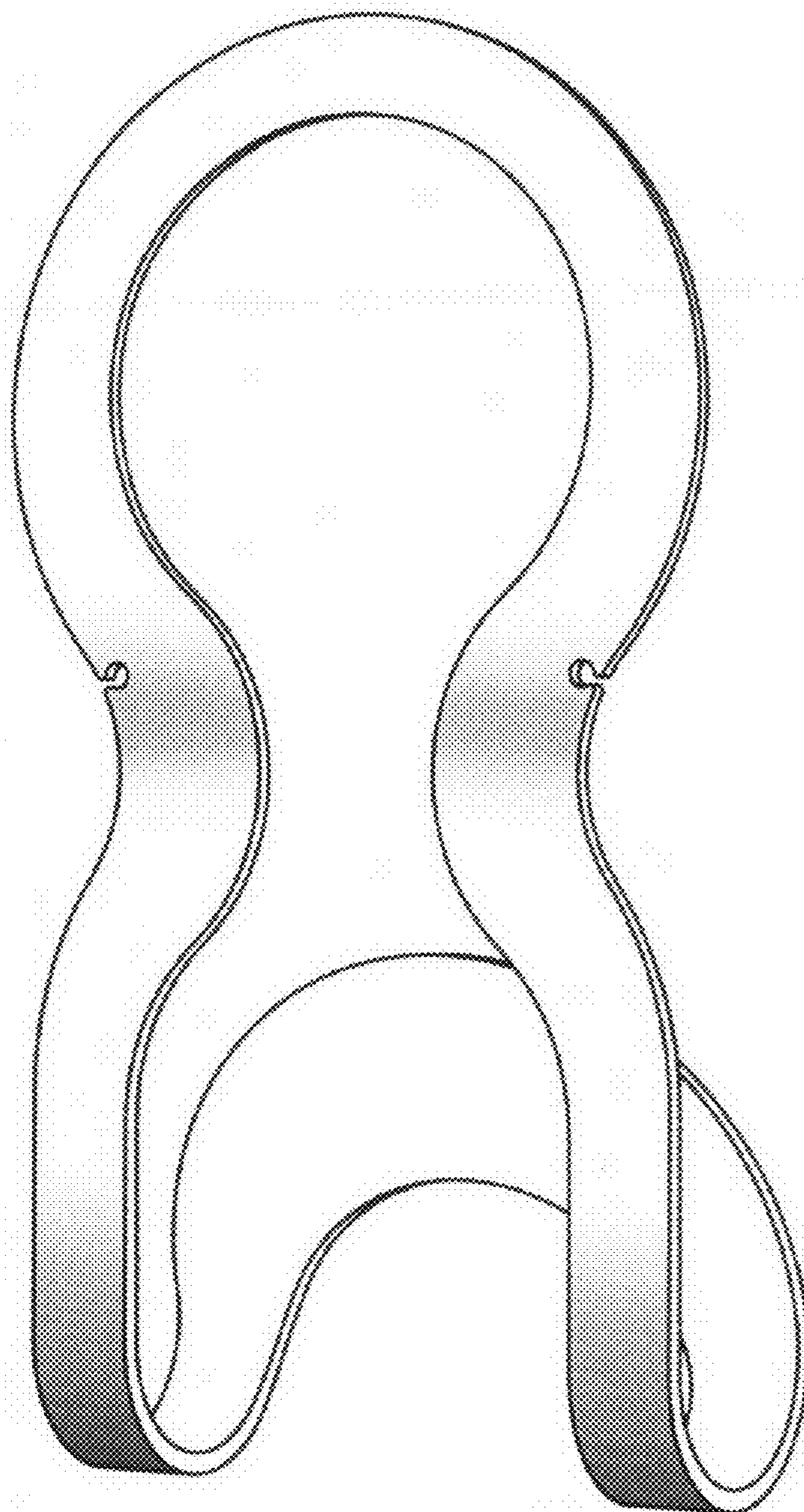


FIG. 2

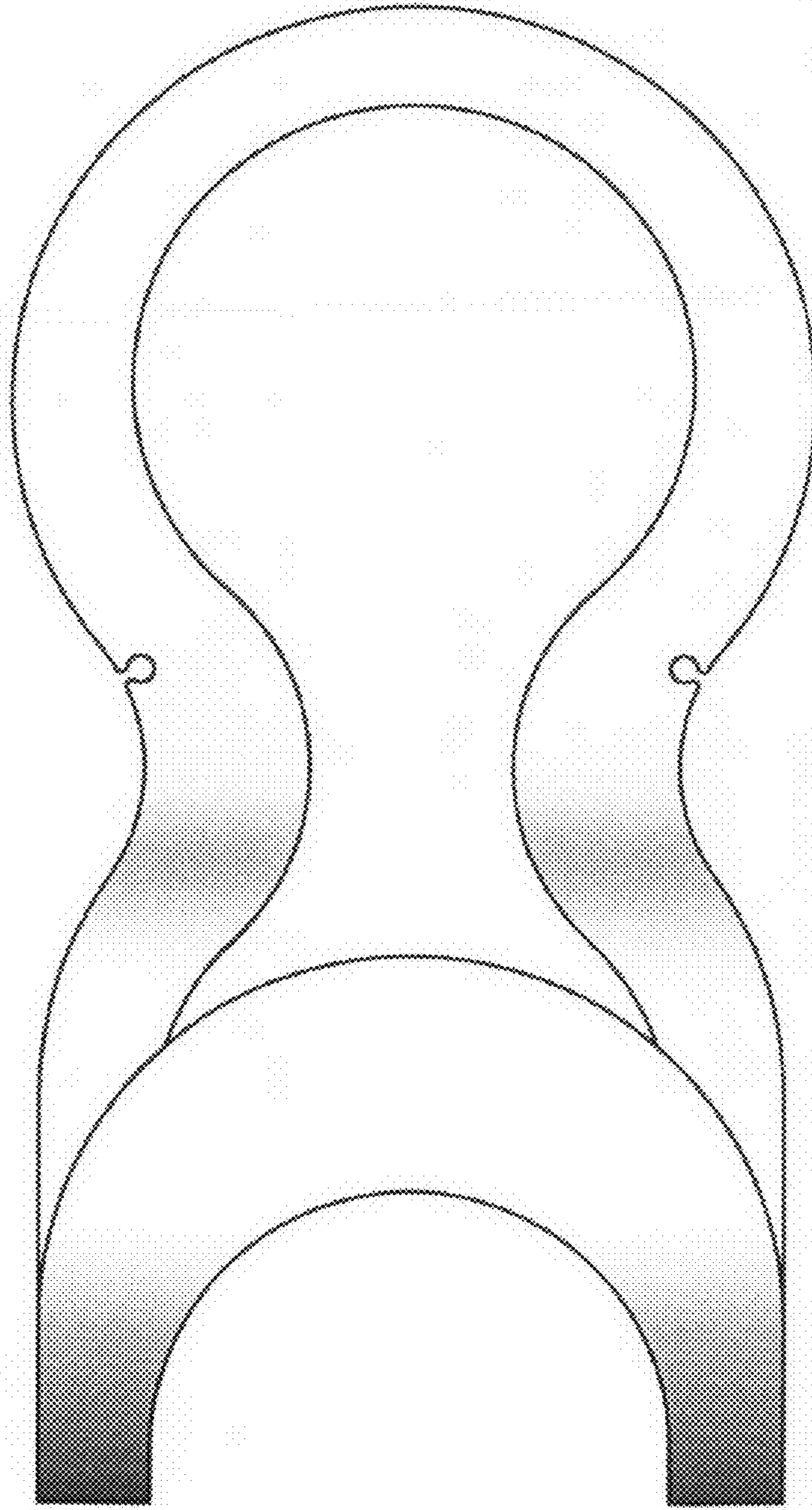


FIG. 3

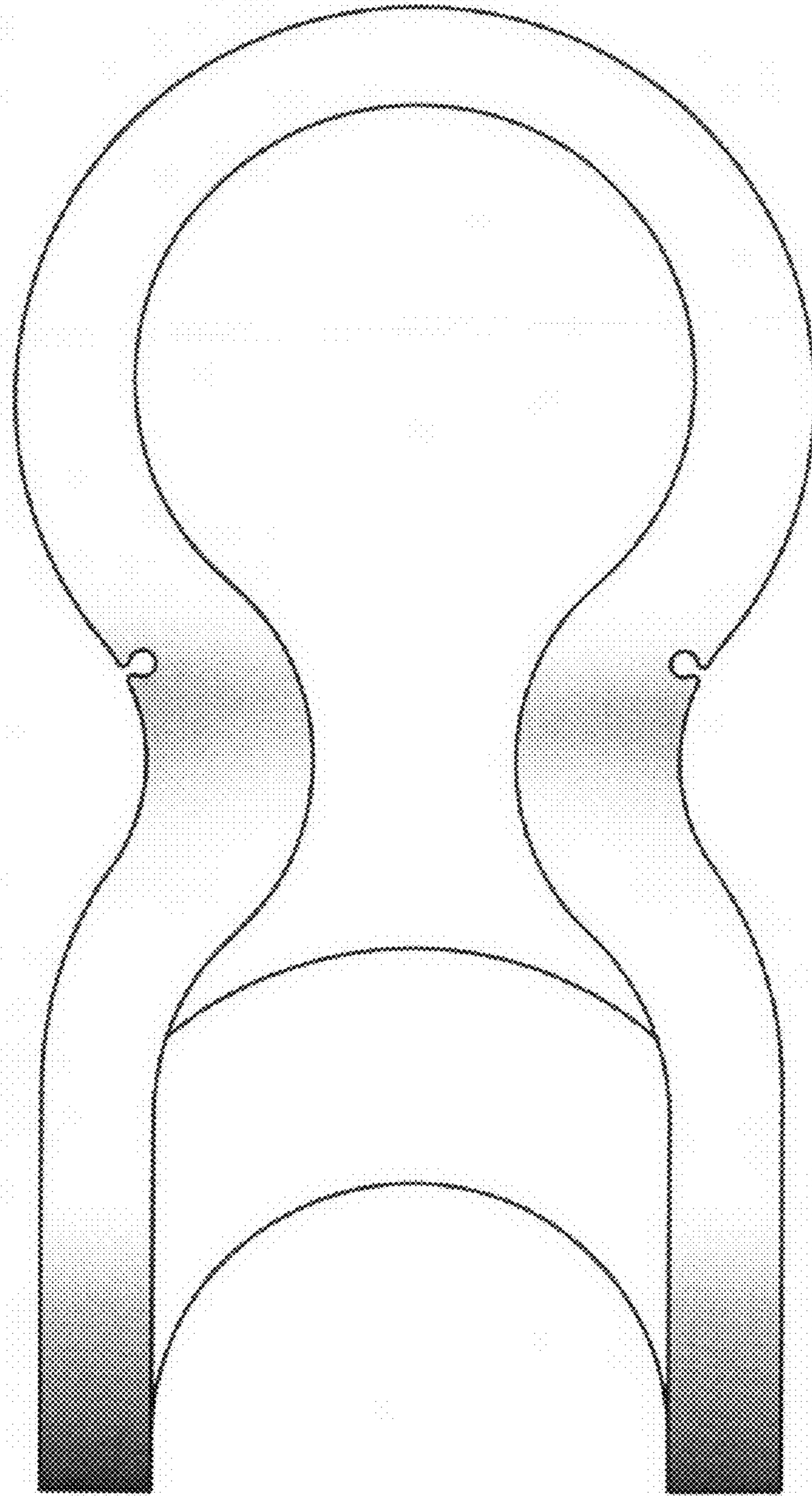


FIG. 4

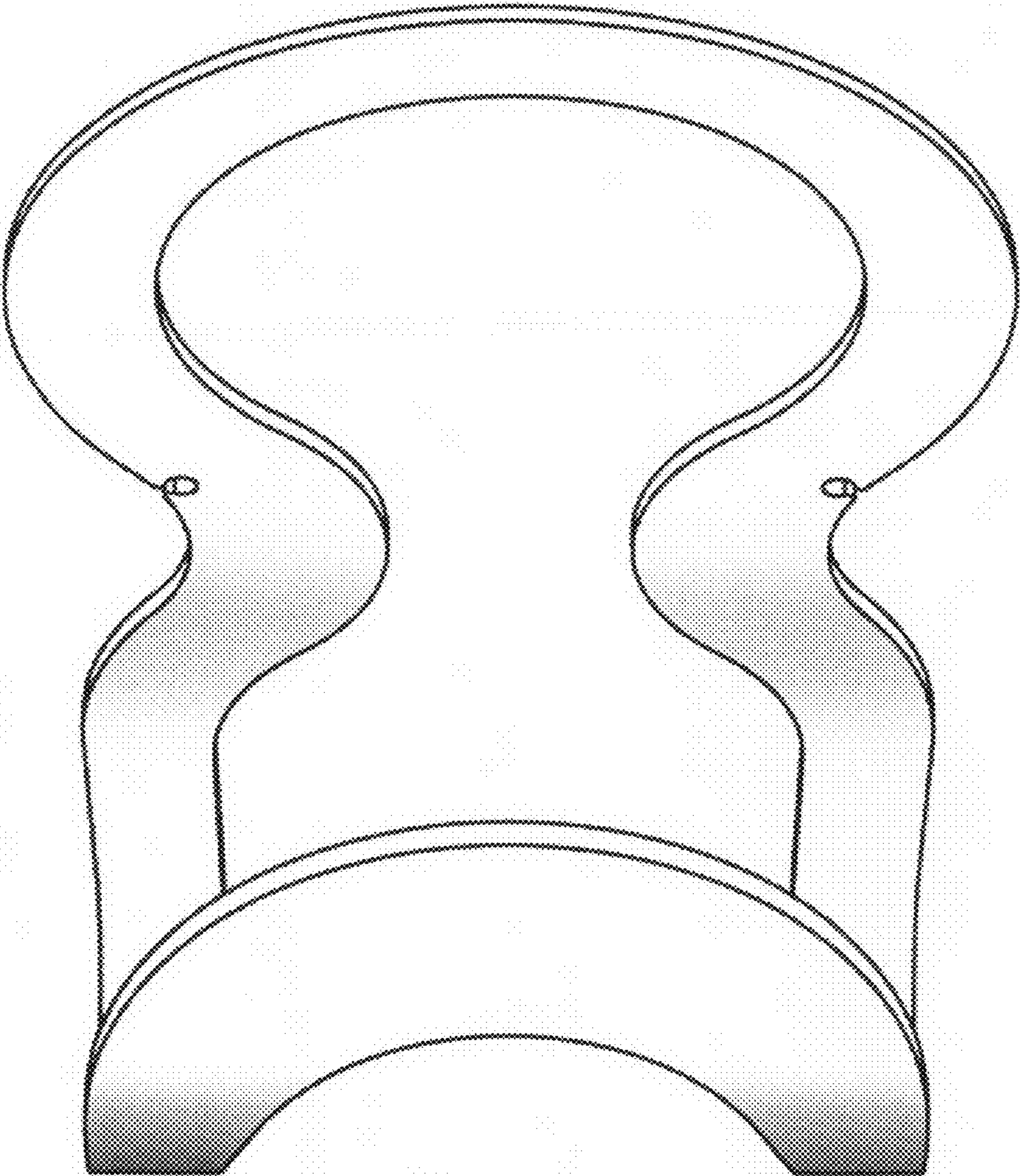


FIG. 5

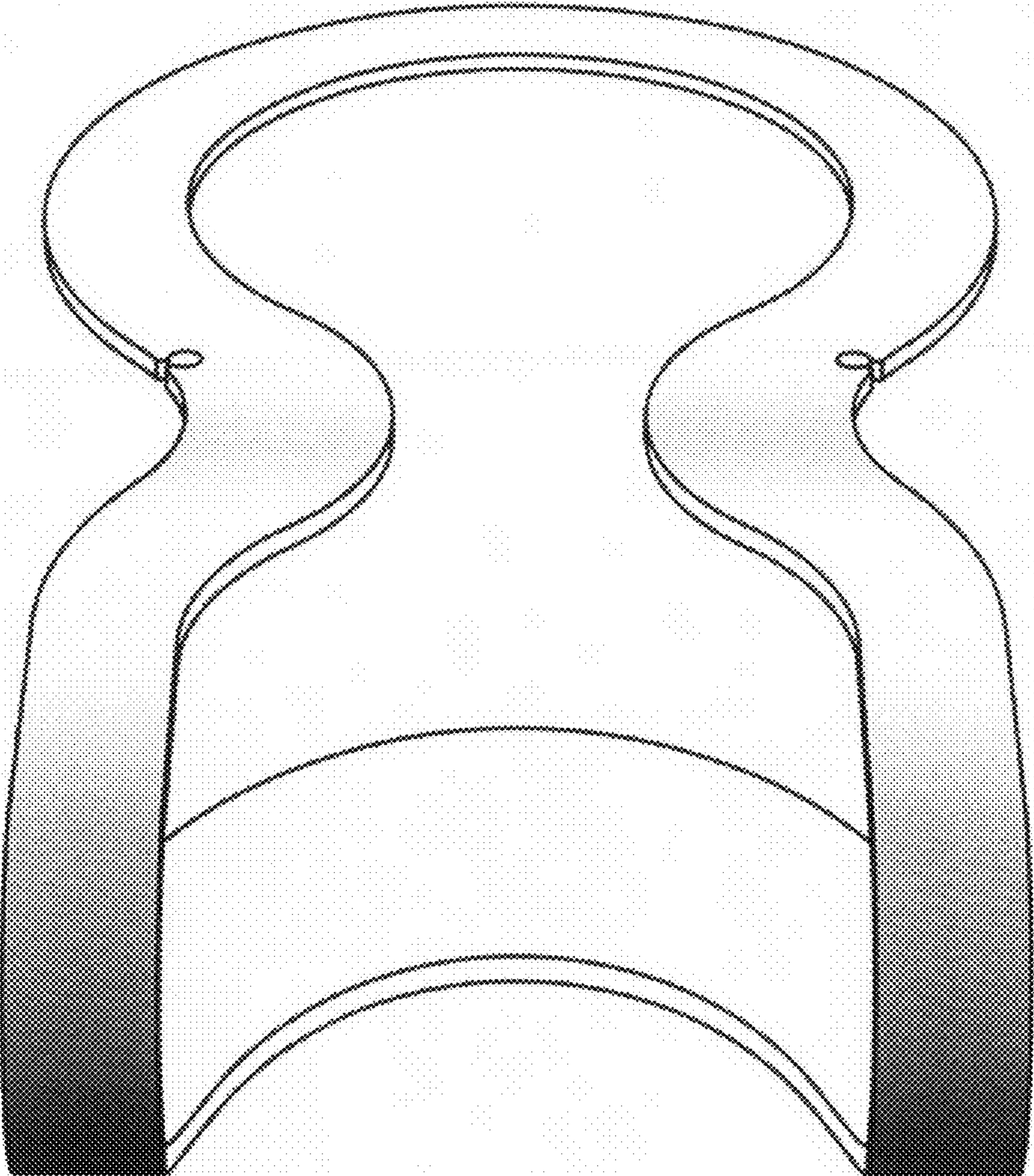


FIG. 6

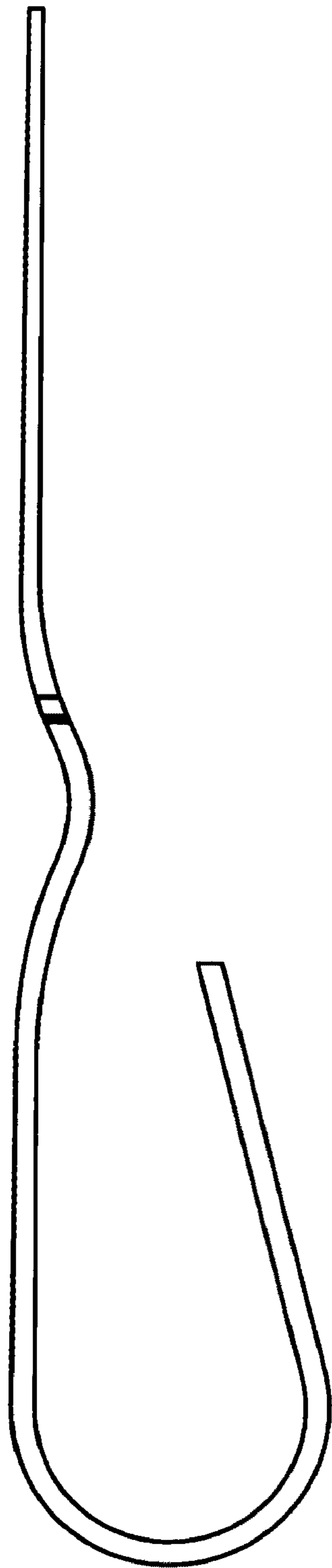


FIG. 7