



US00D608274S

(12) **United States Design Patent**  
**Takahashi**

(10) **Patent No.:** **US D608,274 S**

(45) **Date of Patent:** **\*\* \*Jan. 19, 2010**

(54) **TIRE**

D596,119 S \* 7/2009 Fujita ..... D12/605  
D597,025 S \* 7/2009 Fujita ..... D12/605

(75) Inventor: **Toshihiko Takahashi**, Osaka (JP)

FOREIGN PATENT DOCUMENTS

(73) Assignee: **Toyo Tire & Rubber Co., Ltd.**, Osaka (JP)

JP 1154506 9/2002

(\*\*) Term: **14 Years**

\* cited by examiner

(21) Appl. No.: **29/334,684**

*Primary Examiner*—Stacia Cadmus

(22) Filed: **Mar. 31, 2009**

(74) *Attorney, Agent, or Firm*—Sterne, Kessler, Goldstein & Fox P.L.L.C.

(30) **Foreign Application Priority Data**

(57) **CLAIM**

Dec. 2, 2008 (JP) ..... 2008-030815

The ornamental design for a tire, as shown and described.

(51) **LOC (9) Cl.** ..... **12-15**

**DESCRIPTION**

(52) **U.S. Cl.** ..... **D12/605**

FIG. 1 is a front view of a tire showing my new design;

(58) **Field of Classification Search** ..... D12/500–501,  
D12/544, 579, 600, 601, 605; 152/523–524,  
152/DIG. 12, 555; 40/587, 596; D7/588,  
D7/396.4–396.5

FIG. 2 is a rear view thereof;

FIG. 3 is a left side view thereof;

See application file for complete search history.

FIG. 4 is a top plan view thereof, for which the bottom plan view is a mirror image thereof;

FIG. 5 is a perspective view thereof;

(56) **References Cited**

U.S. PATENT DOCUMENTS

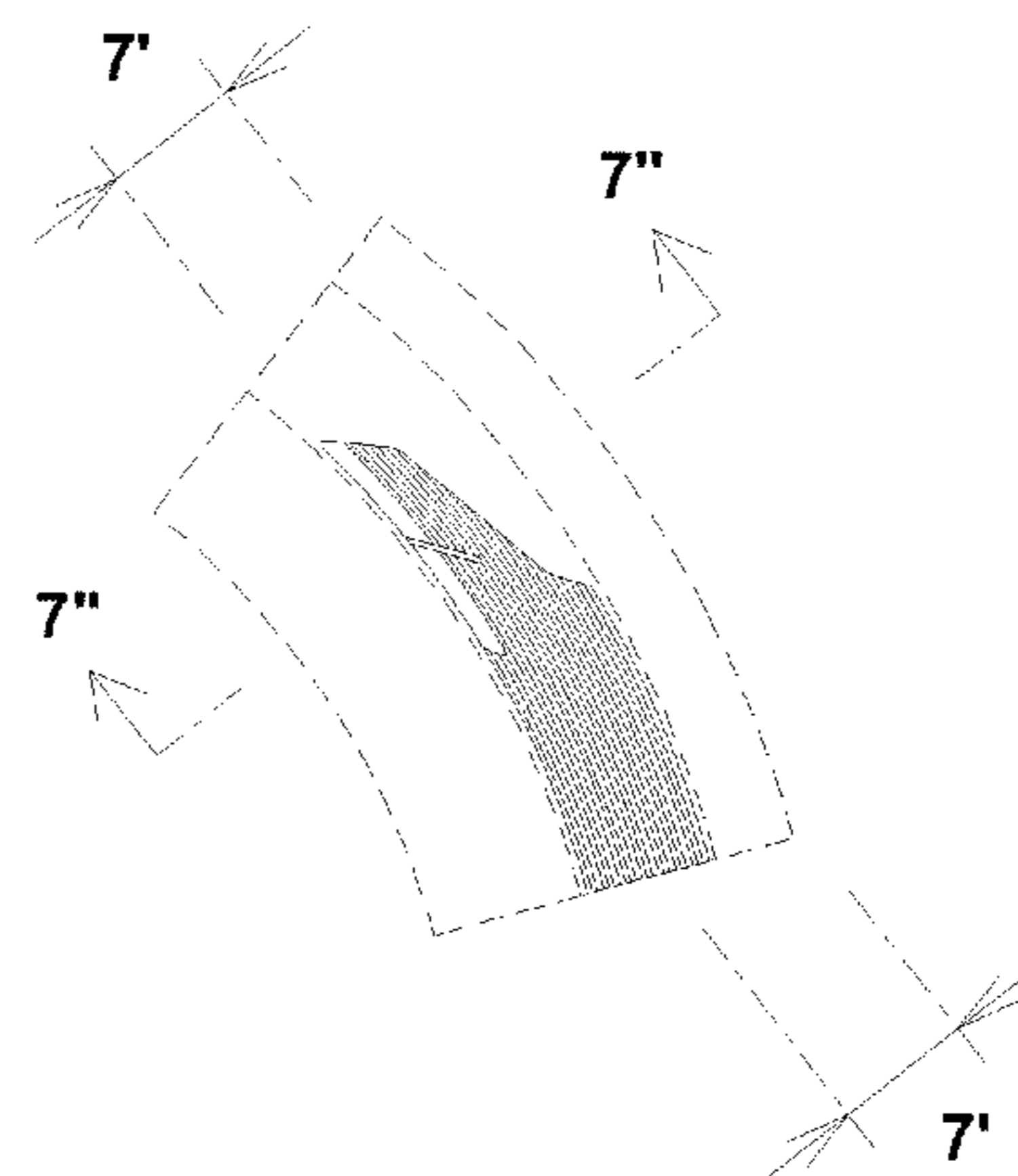
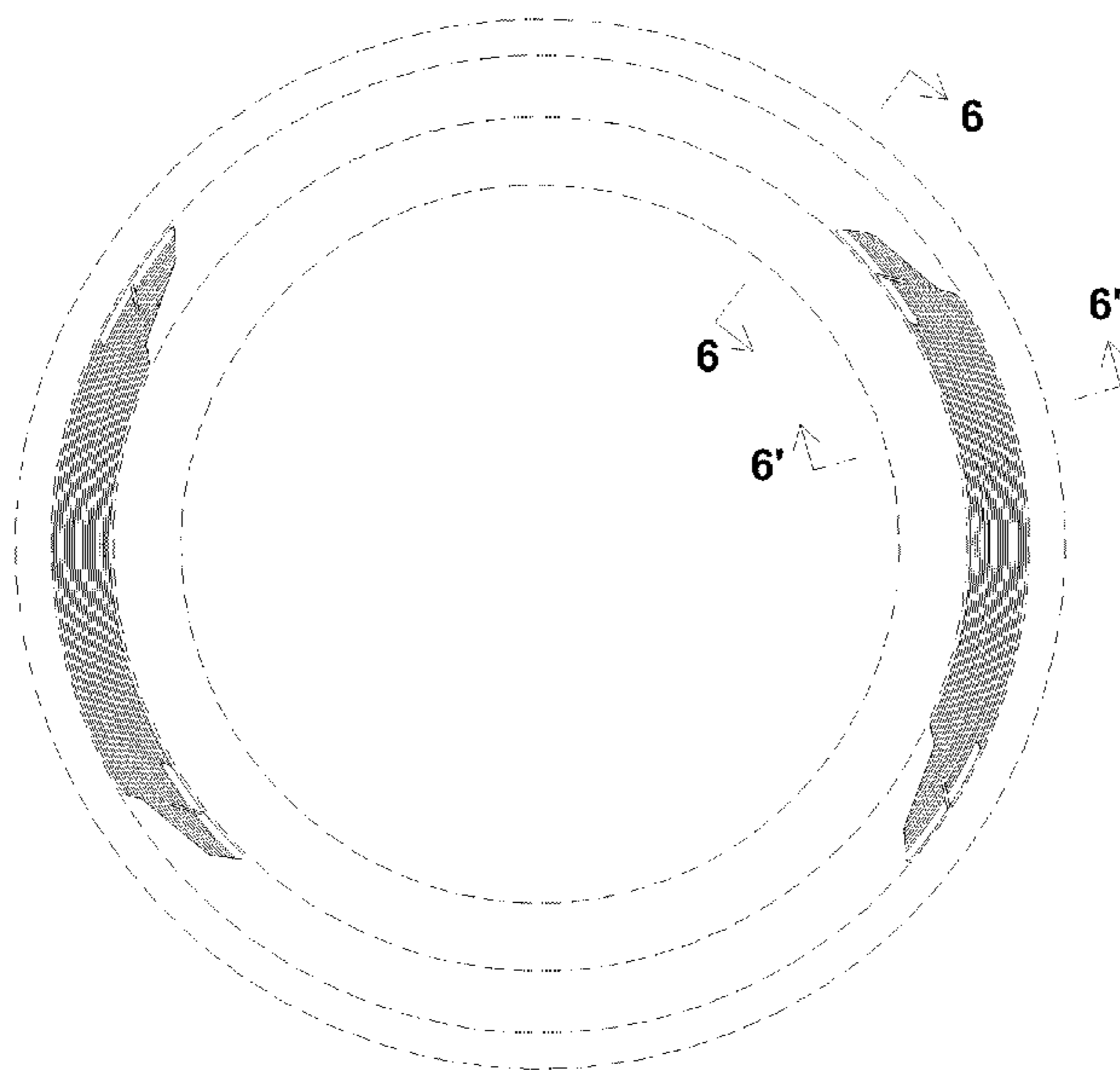
D549,168 S \* 8/2007 Shondel et al. .... D12/605  
D552,535 S \* 10/2007 Smith ..... D12/605  
D563,310 S \* 3/2008 Shondel ..... D12/605  
D574,320 S \* 8/2008 Dixon ..... D12/605  
D585,018 S \* 1/2009 Shondel ..... D12/605  
D588,529 S \* 3/2009 Reese et al. .... D12/605  
D588,532 S \* 3/2009 Shondel ..... D12/605

FIG. 6 is an enlarged sectional view of the intersection of areas 6—6 and 6'—6' in FIG. 1; and,

FIG. 7 is an enlarged cross-sectional view taken along line 7"—7" in FIG. 6, in line 7—7 in FIG. 4 and in line 7'—7' in FIG. 6.

The broken lines in the Figures are for illustrative purposes only and form no part of the claimed design.

**1 Claim, 5 Drawing Sheets**



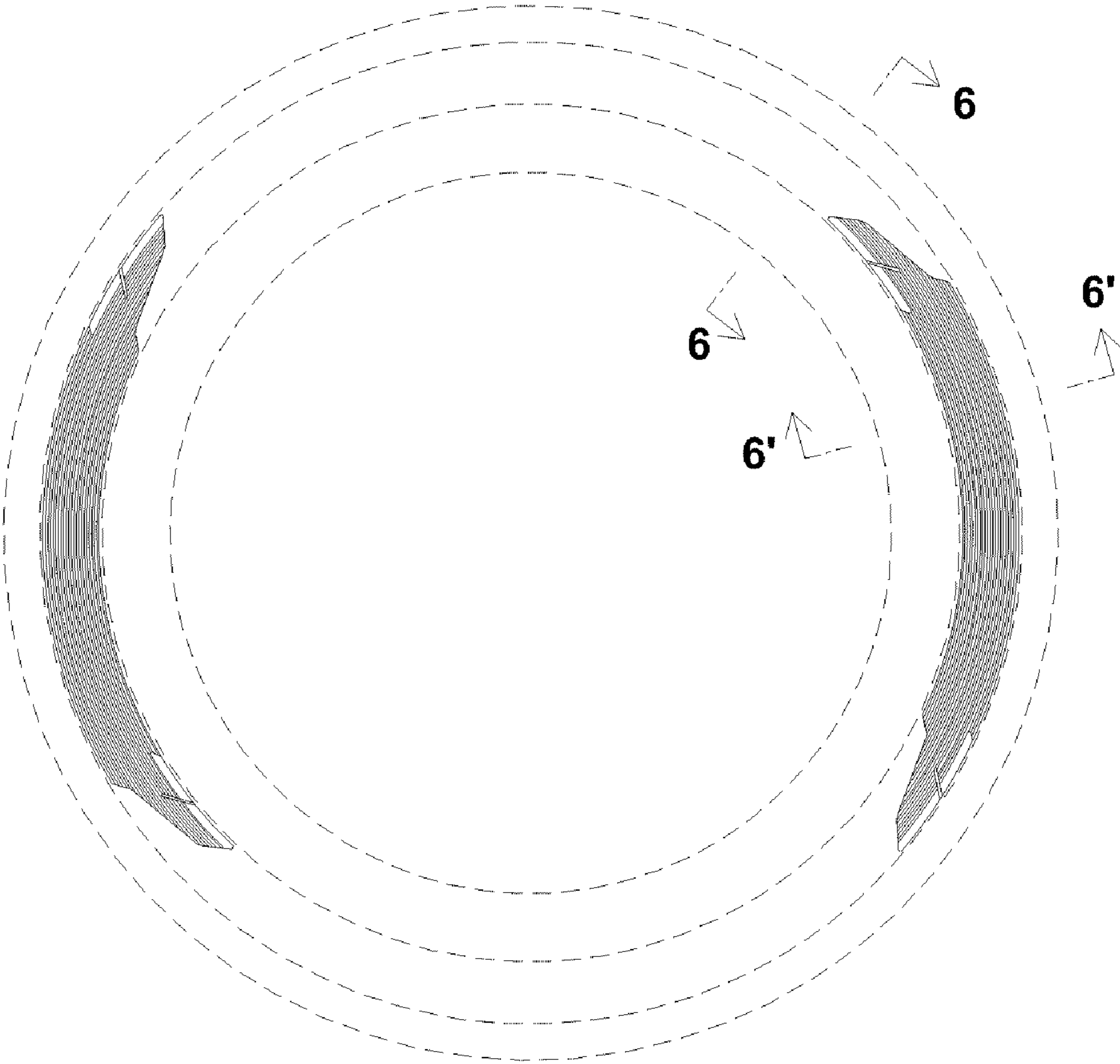
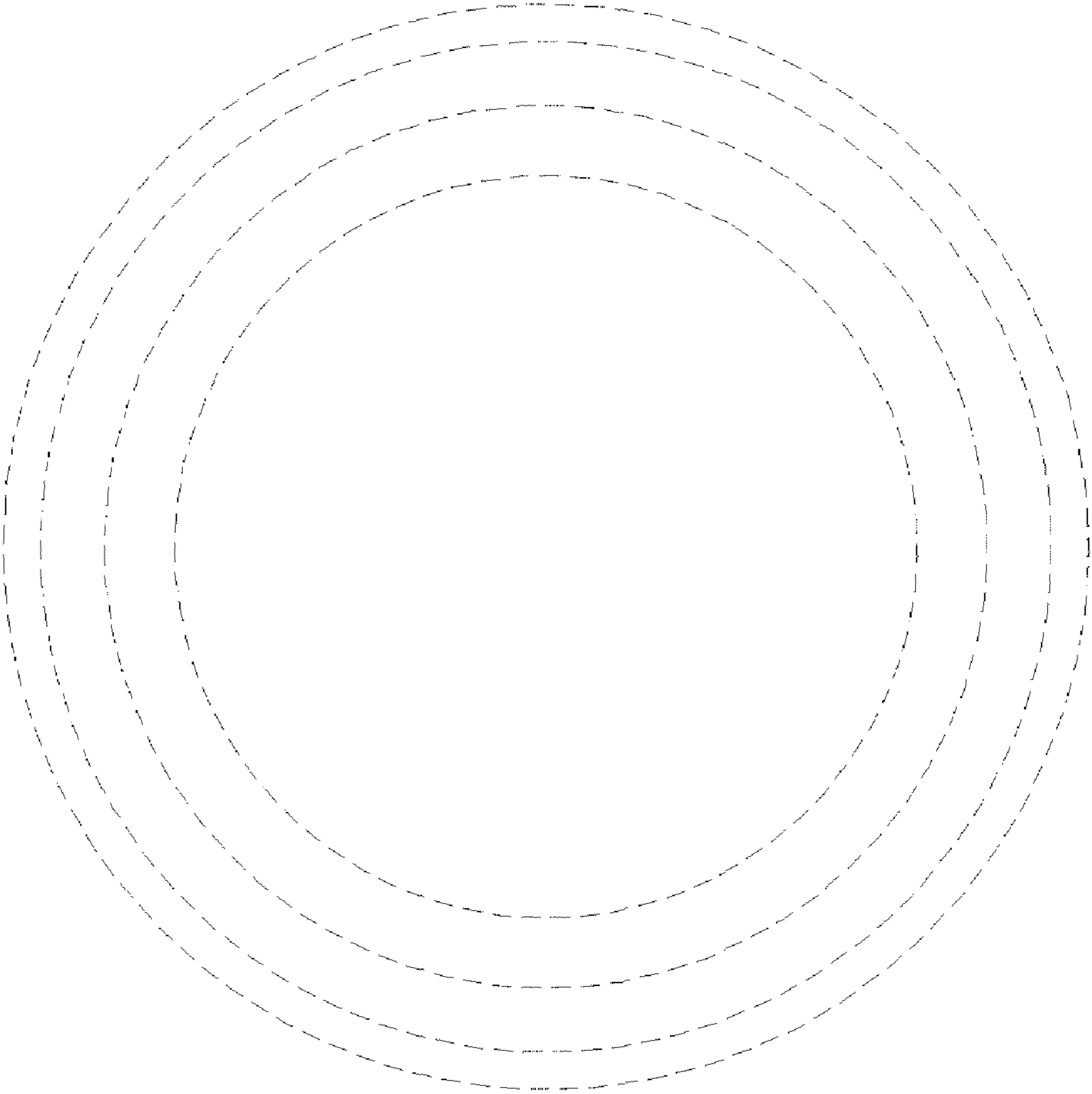



FIGURE 1



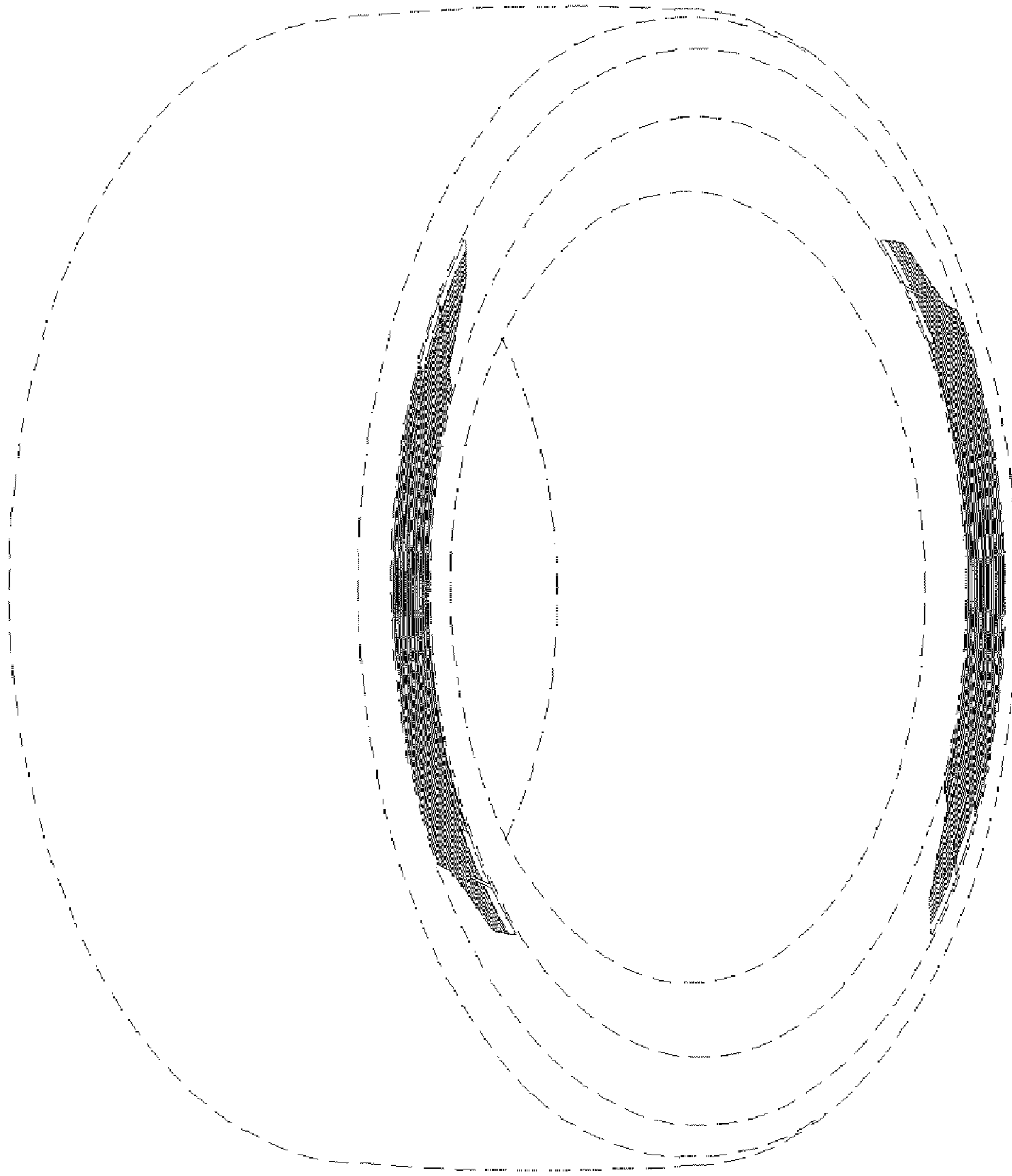
**FIGURE 2**



**FIGURE 3**



**FIGURE 4**



**FIGURE 5**

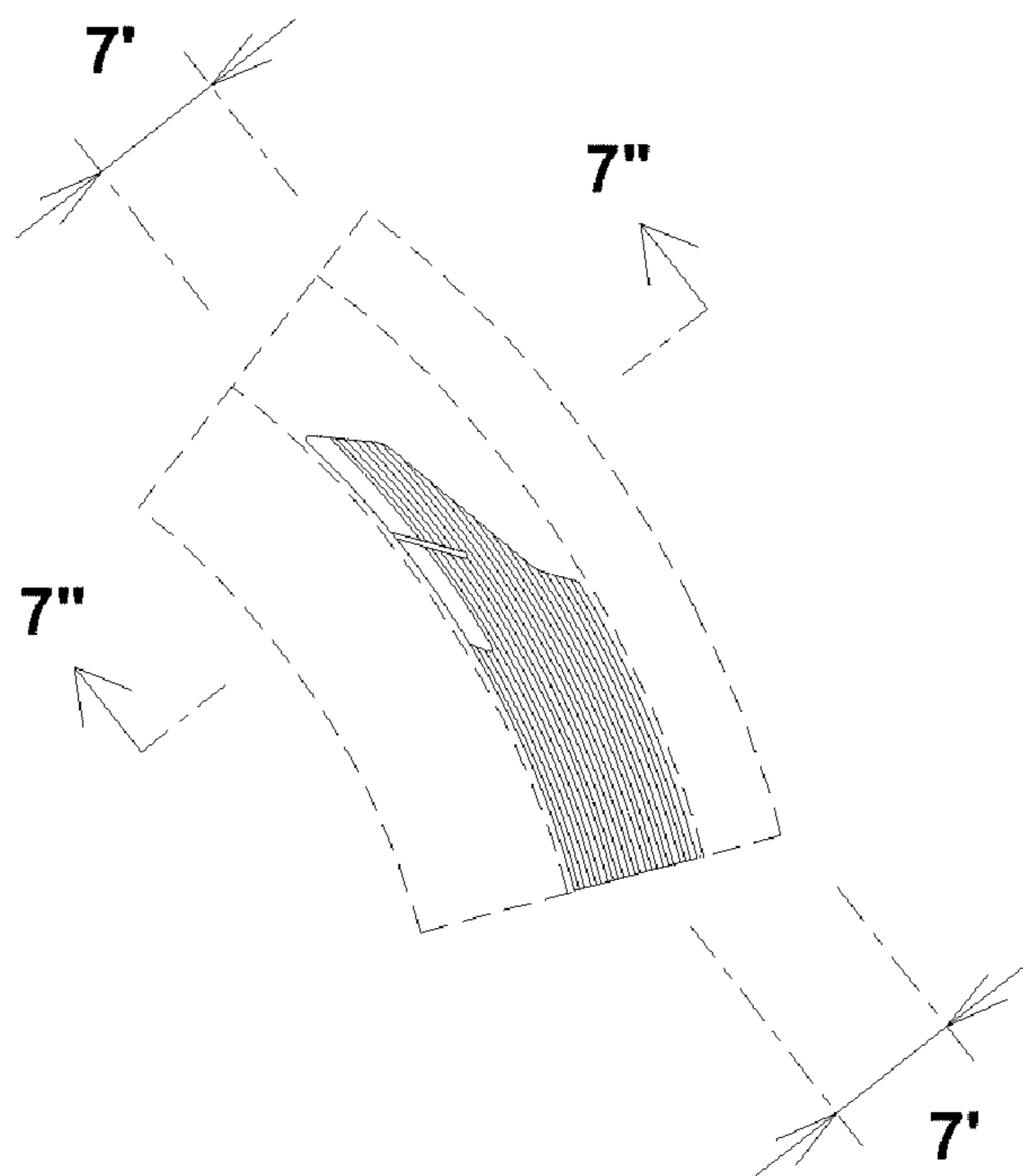


FIGURE 6




FIGURE 7