



US00D608271S

(12) **United States Design Patent**  
**Woidtke et al.**

(10) **Patent No.:** **US D608,271 S**  
(45) **Date of Patent:** **\*\* Jan. 19, 2010**

(54) **TIRE TREAD**

(75) Inventors: **Oliver Woidtke**, Langenhagen (DE);  
**Ulrich Behr**, Hanover (DE); **Claudia Bauer**, Bad Nenndorf (DE)

(73) Assignee: **Continental Aktiengesellschaft**,  
Hannover (DE)

(\*\*) Term: **14 Years**

(21) Appl. No.: **29/336,828**

(22) Filed: **May 11, 2009**

(30) **Foreign Application Priority Data**

Dec. 3, 2008 (EM) ..... 001049761-0001

(51) **LOC (9) Cl.** ..... **12-15**

(52) **U.S. Cl.** ..... **D12/531**

(58) **Field of Classification Search** ..... D12/505-532,  
D12/900-901; 152/209.1-209.2, 209.8-209.19,  
152/209.25-209.28

See application file for complete search history.

(56) **References Cited**

**U.S. PATENT DOCUMENTS**

D342,224 S \* 12/1993 Graas et al. .... D12/531  
D391,535 S \* 3/1998 Johenning et al. .... D12/514  
D403,996 S \* 1/1999 Espinasse et al. .... D12/524

6,619,352 B2 \* 9/2003 Diensthuber et al. .... 152/209.2  
D490,769 S \* 6/2004 Diensthuber et al. .... D12/531  
D530,661 S \* 10/2006 Matsumoto et al. .... D12/532  
D566,037 S \* 4/2008 Raatikainen et al. .... D12/521  
D582,838 S \* 12/2008 Park et al. .... D12/524  
D593,932 S \* 6/2009 Wildenhain et al. .... D12/531

\* cited by examiner

*Primary Examiner*—Stacia Cadmus

(74) *Attorney, Agent, or Firm*—Laurence A. Greenberg;  
Werner H. Stemer; Ralph E. Locher

(57) **CLAIM**

The ornamental design for a tire tread, as shown and described.

**DESCRIPTION**

FIG. 1 is a perspective view of the tire tread, showing my new design;

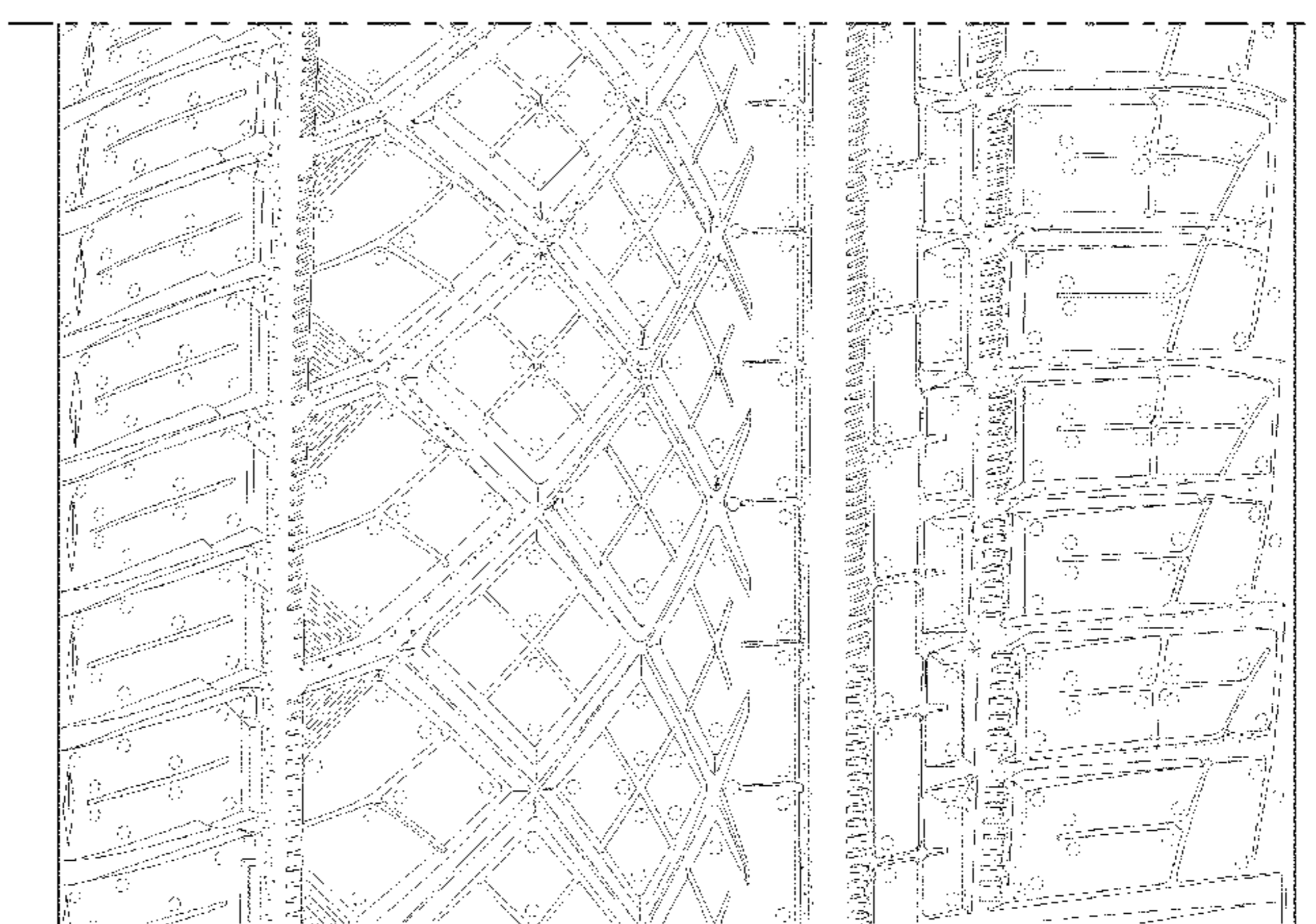
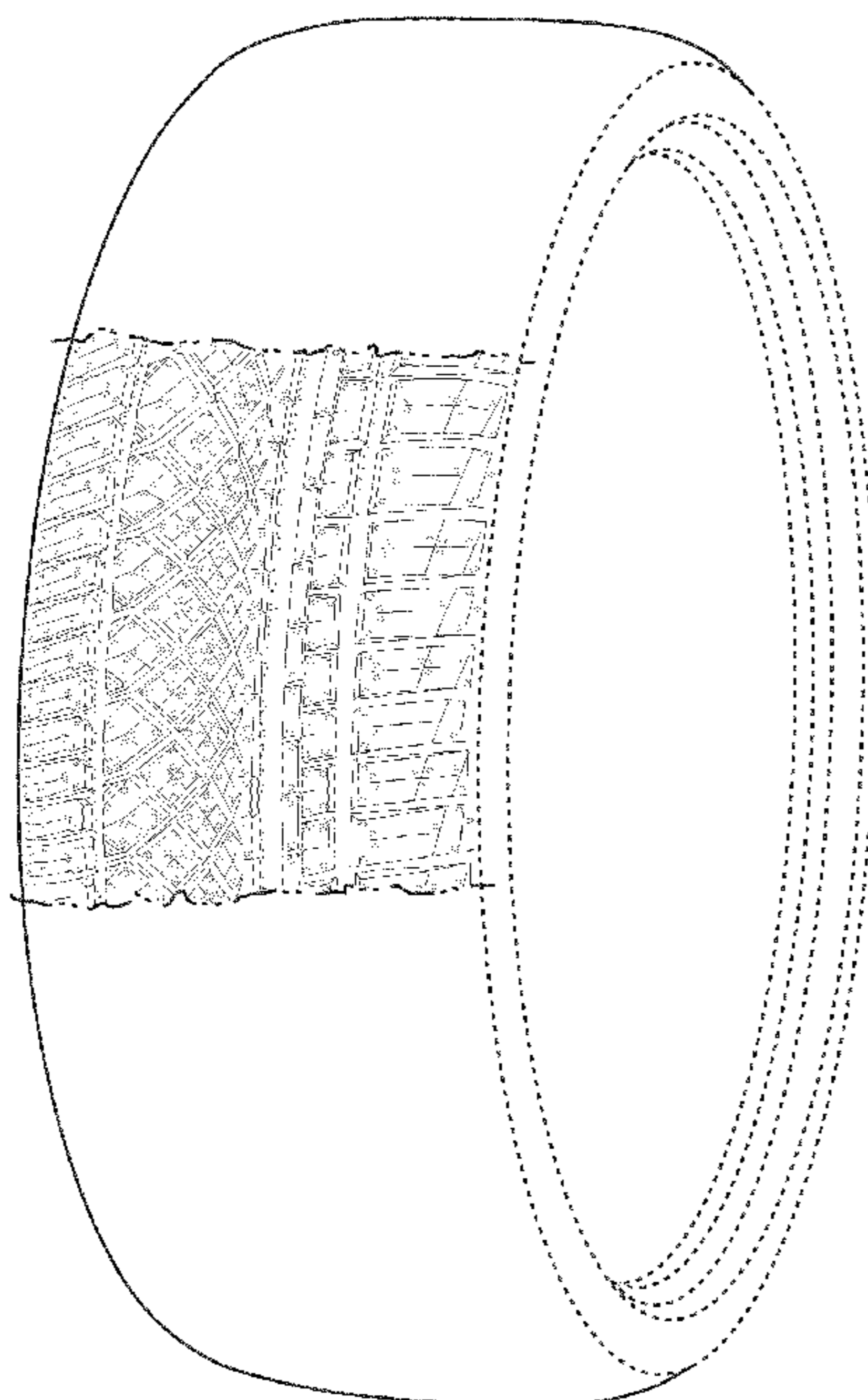
FIG. 2 is an enlarged partial front elevation view thereof;

FIG. 3 is a left side elevation view thereof; and,

FIG. 4 is a right side elevation view thereof.

The tire tread pattern is repeated uniformly around the circumference of the tire. The dash-dot lines showing the boundaries of the claim and the broken lines depicting unclaimed subject matter do not form a part of the claim.

**1 Claim, 4 Drawing Sheets**



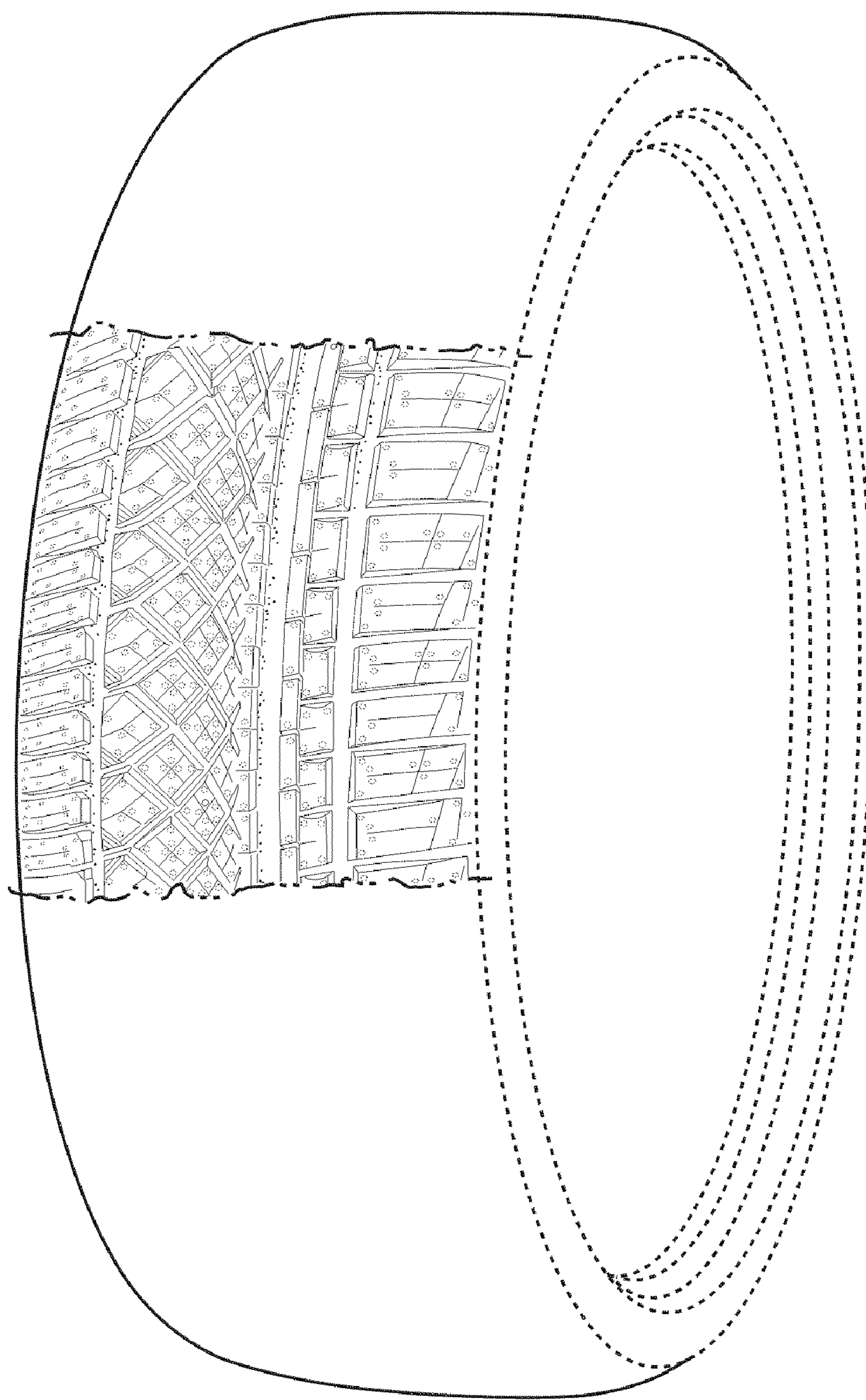


FIG. 1





FIG. 2

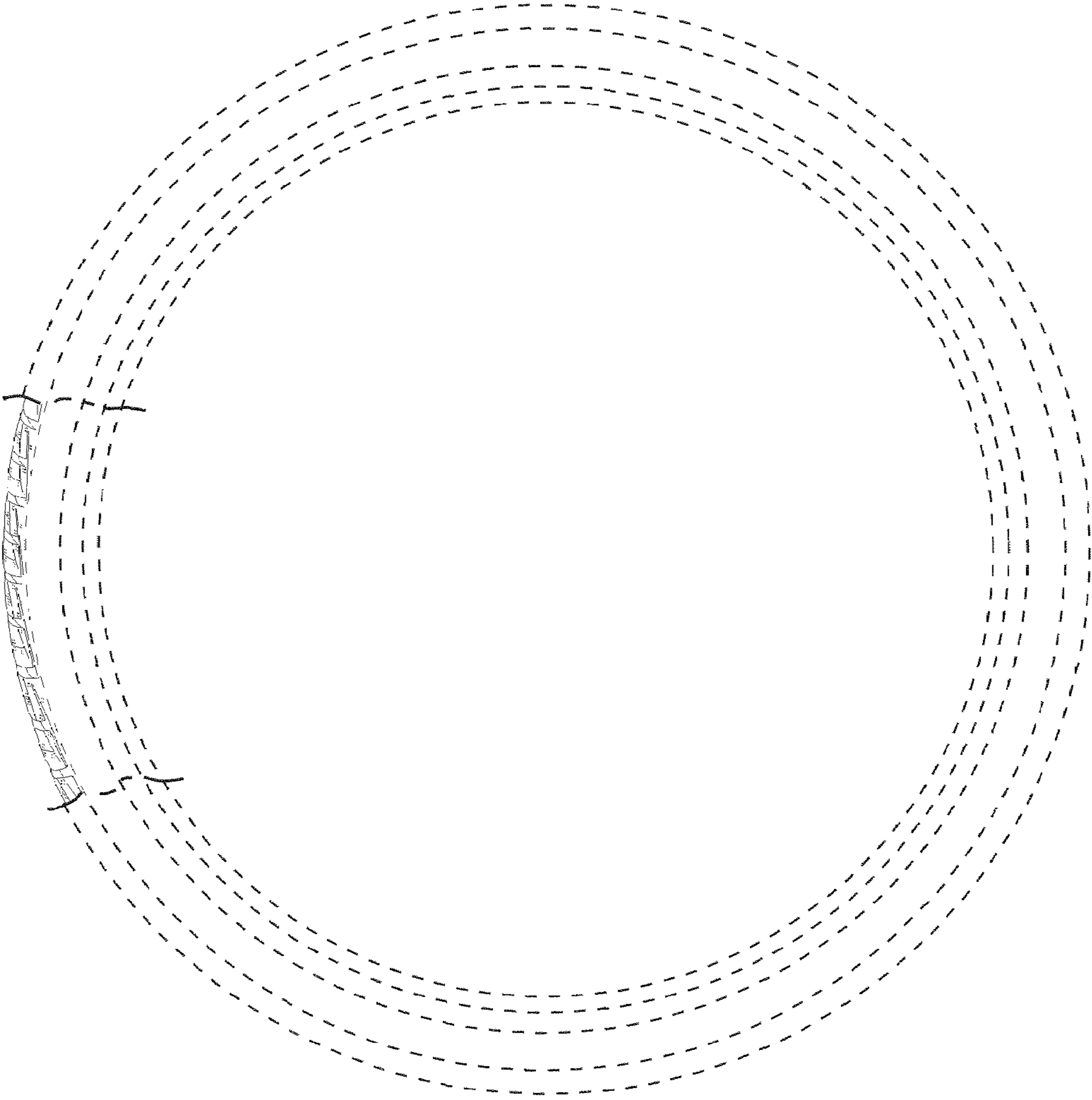


FIG. 3

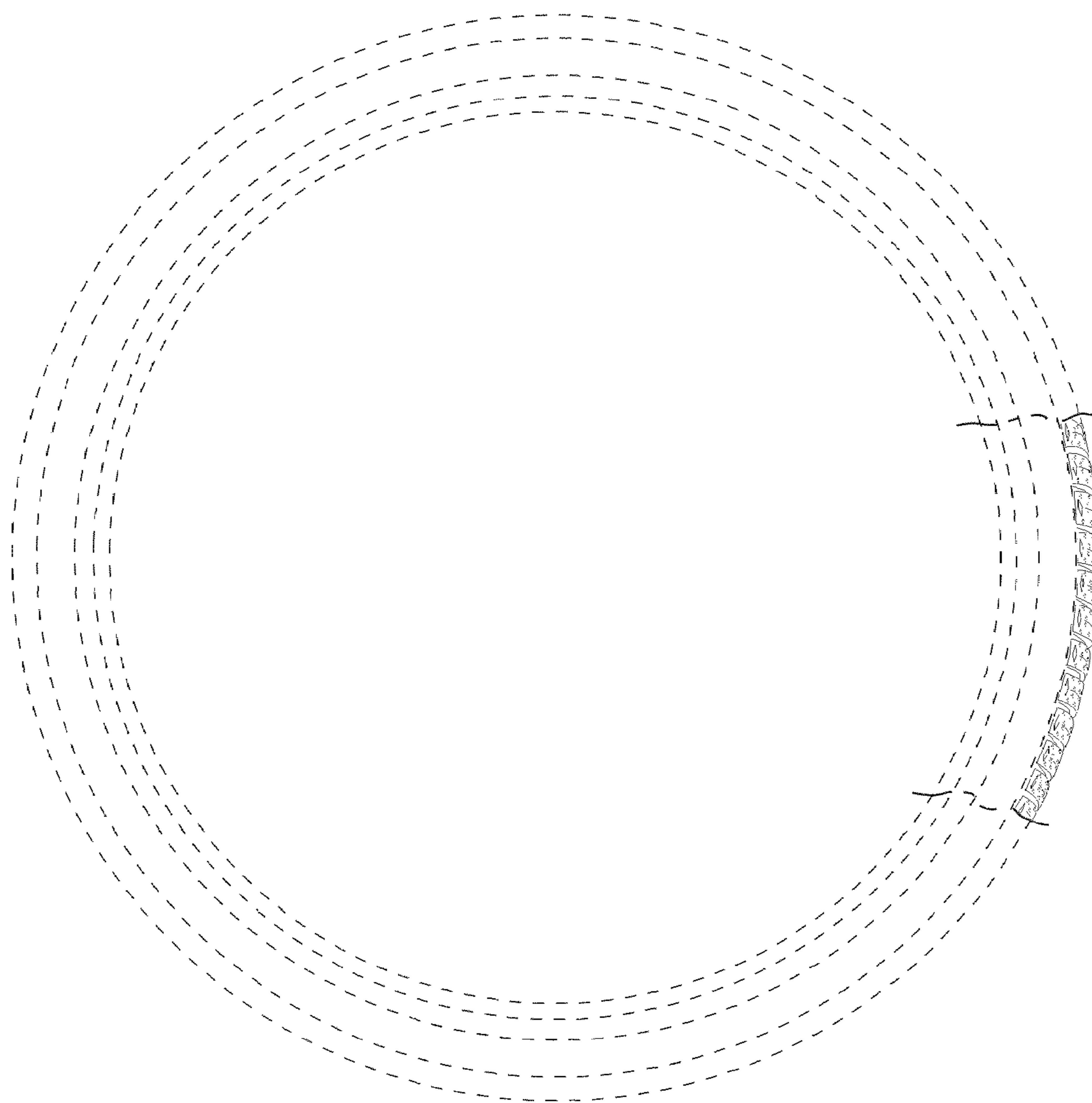


FIG. 4