



US00D608268S

(12) **United States Design Patent**
Iori

(10) **Patent No.:** **US D608,268 S**
(45) **Date of Patent:** **** Jan. 19, 2010**

(54) **AIRPLANE**

D597,472 S * 8/2009 Cazals D12/319

(75) Inventor: **Paolo Iori**, Bologna (IT)

* cited by examiner

(73) Assignee: **Bird Raptor Internacional SL**, Palma De Mallorca (ES)

Primary Examiner—Lisa P Lichtenstein
(74) *Attorney, Agent, or Firm*—Sughrue Mion, PLLC

(**) Term: **14 Years**

(57) **CLAIM**

(21) Appl. No.: **29/305,098**

The ornamental design for an airplane, as shown and described.

(22) Filed: **Mar. 13, 2008**

(30) **Foreign Application Priority Data**

DESCRIPTION

Oct. 17, 2007 (EM) 000810502

FIG. 1 is a perspective view of an airplane showing my new design;

(51) **LOC (9) Cl.** **12-12**

(52) **U.S. Cl.** **D12/319**

FIG. 2 is a front view thereof;

(58) **Field of Classification Search** D12/319,
D12/343, 345, 333; 244/45 R, 45 A, 13,
244/15, 215, 198, 211

FIG. 3 is a rear view thereof;

See application file for complete search history.

FIG. 4 is a right side view thereof;

FIG. 5 is a left side view thereof;

(56) **References Cited**


U.S. PATENT DOCUMENTS

FIG. 6 is a top view thereof; and,

FIG. 7 is a bottom view thereof.

D471,853 S * 3/2003 Lucchesini D12/319

1 Claim, 7 Drawing Sheets






FIG. 1

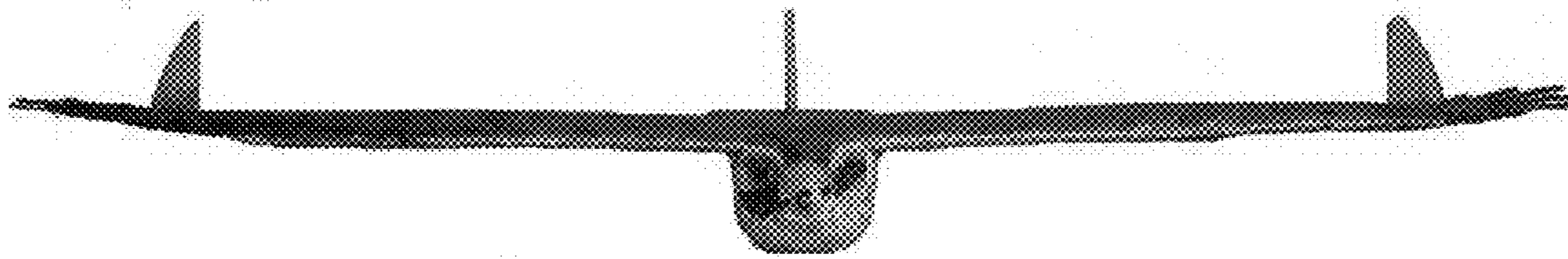


FIG. 2

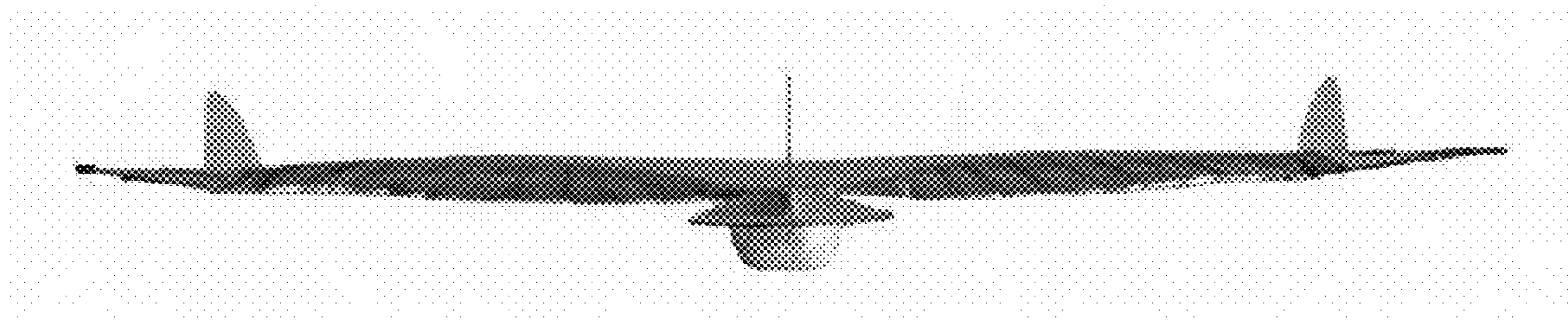


FIG. 3

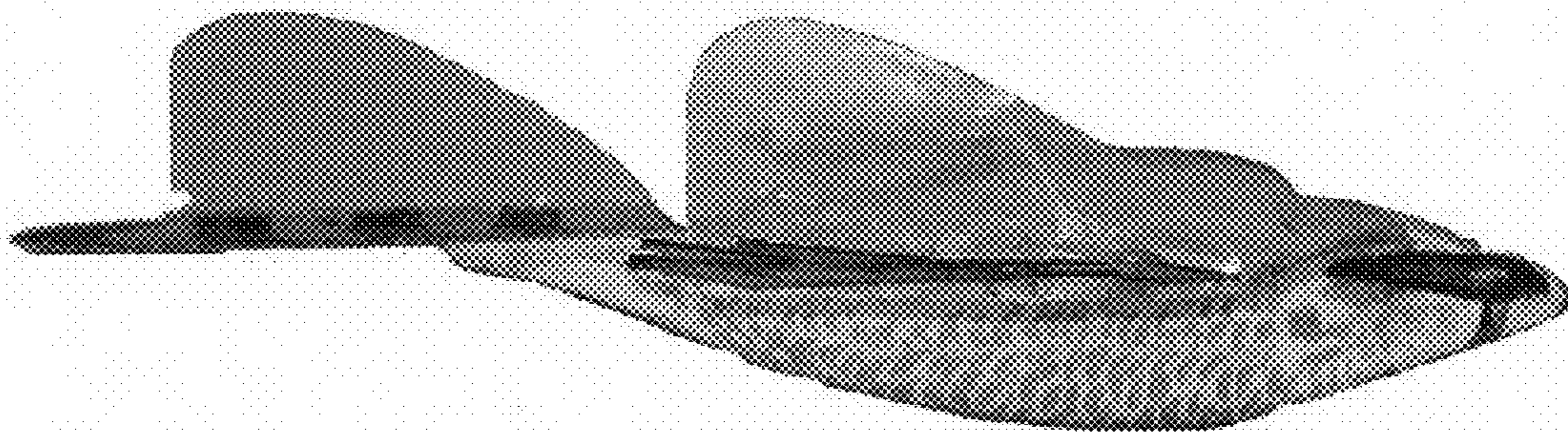


FIG. 4




FIG. 5




FIG. 6




FIG. 7