



US00D608267S

(12) **United States Design Patent**  
**Aruga et al.**

(10) **Patent No.:** **US D608,267 S**  
(45) **Date of Patent:** **\*\* Jan. 19, 2010**

(54) **VEHICLE CEILING PANEL**

(75) Inventors: **Hiroyasu Aruga**, Aichi-Ken (JP);  
**Takafumi Nakatani**, Aichi-Ken (JP);  
**Eisuke Noda**, Aichi-Ken (JP); **Zenji Hayakawa**, Aichi-Ken (JP)

(73) Assignee: **Mitsubishi Heavy Industries, Ltd.**,  
Tokyo (JP)

(\*\*) Term: **14 Years**

(21) Appl. No.: **29/290,488**

(22) Filed: **Dec. 10, 2007**

(30) **Foreign Application Priority Data**

Jun. 11, 2007 (JP) ..... 2007-015441

(51) **LOC (9) Cl.** ..... **12-08**

(52) **U.S. Cl.** ..... **D12/195**

(58) **Field of Classification Search** ..... D12/195,  
D12/415, 418, 400, 187-189; D14/124,  
D14/126, 129, 113, 132-133, 100; 296/37.1,  
296/37.8, 210-211, 24.1, 929, 146.7; 224/311,  
224/539

See application file for complete search history.

(56) **References Cited**

**U.S. PATENT DOCUMENTS**

D463,357 S \* 9/2002 Granzeier et al. .... D12/345  
D496,618 S \* 9/2004 Nakajima et al. .... D12/195  
6,896,321 B2 \* 5/2005 Vishey et al. .... 296/214  
7,097,225 B2 \* 8/2006 Huisingh et al. .... 296/37.7  
D539,210 S \* 3/2007 Guard et al. .... D12/345

D539,212 S \* 3/2007 Maezono et al. .... D12/418  
D556,108 S \* 11/2007 Lepage ..... D12/195  
D573,517 S \* 7/2008 Day et al. .... D12/192

\* cited by examiner

*Primary Examiner*—Elizabeth A Albert

*Assistant Examiner*—Kelley A Donnelly

(74) *Attorney, Agent, or Firm*—Birch, Stewart, Kolasch &  
Birch, LLP

(57) **CLAIM**

The ornamental design for a vehicle ceiling panel, as shown and described.

**DESCRIPTION**

FIG. 1 is a front view of a vehicle ceiling panel showing our new design:

FIG. 2 is a rear view thereof;

FIG. 3 is a right side view thereof;

FIG. 4 is a left side view thereof;

FIG. 5 is a top (plan) view thereof;

FIG. 6 is a bottom view thereof;

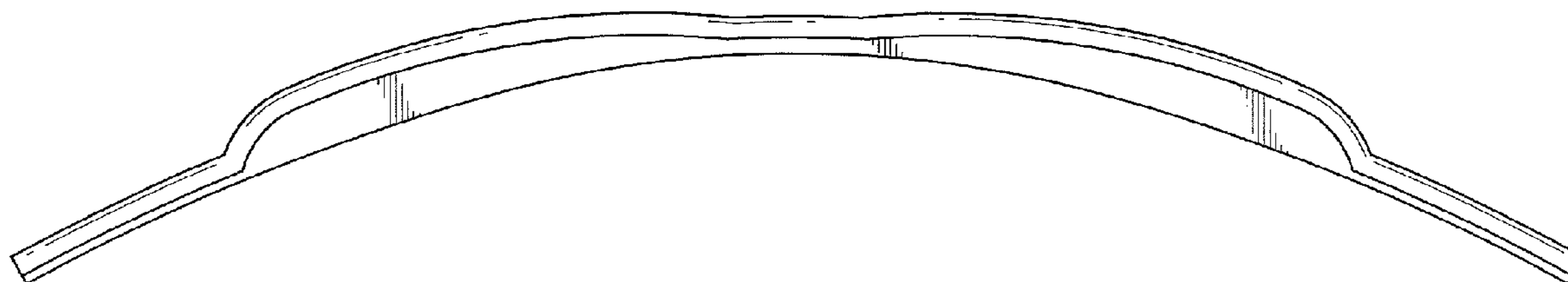
FIG. 7 is an elevated front-left perspective view thereof;

FIG. 8 is an elevated rear-right perspective view thereof; and,

FIG. 9 is a sectional view of line 9—9 of FIG. 5.

The shading (i.e., dark and light coloring) shown all over the surface of the present ceiling panel in each of the Figures (except for an end view of line 9—9) indicates the shape of the three-dimensional surface of the present design.

**1 Claim, 8 Drawing Sheets**



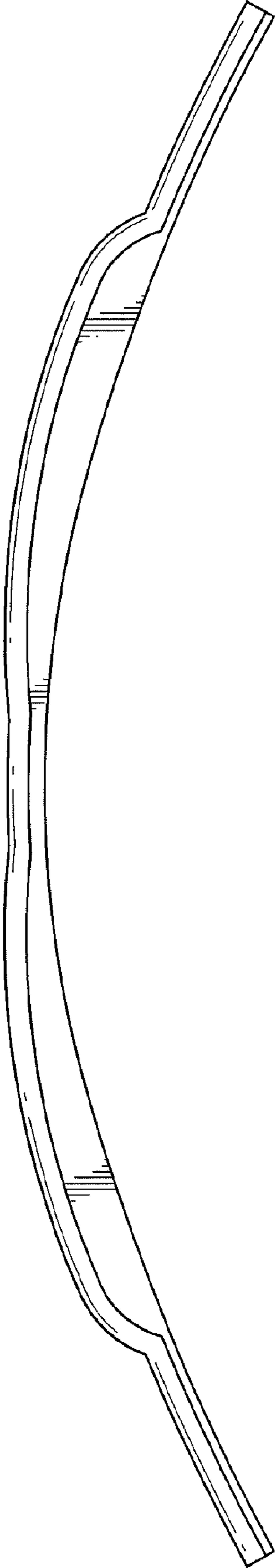


FIG. 1




FIG.2

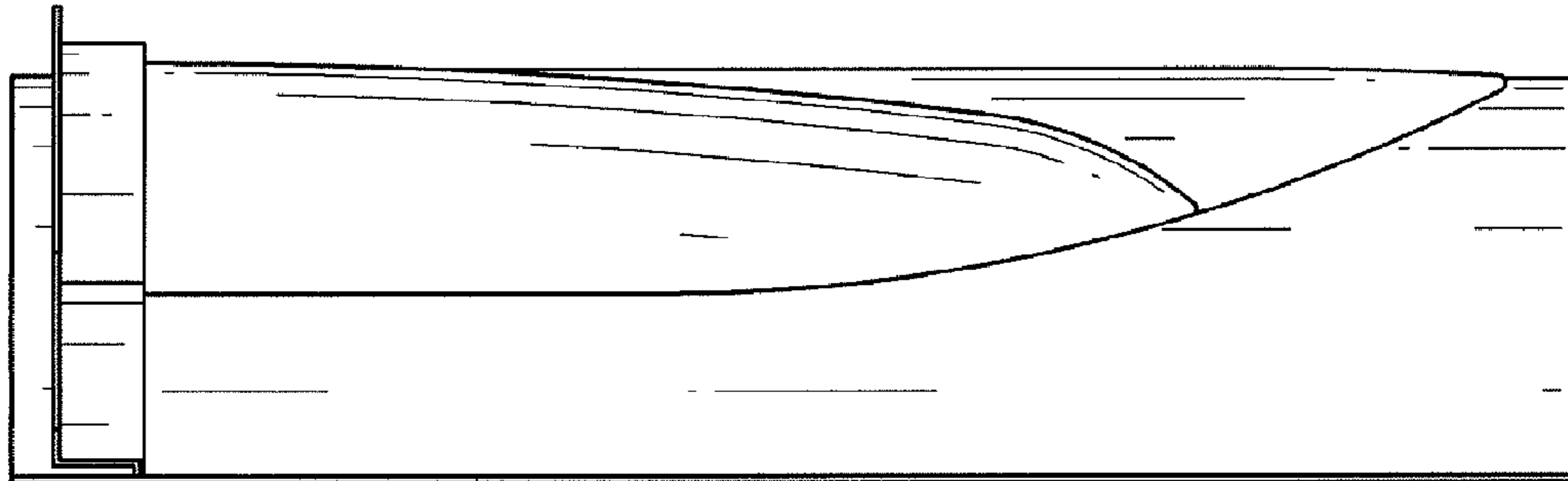


FIG.3

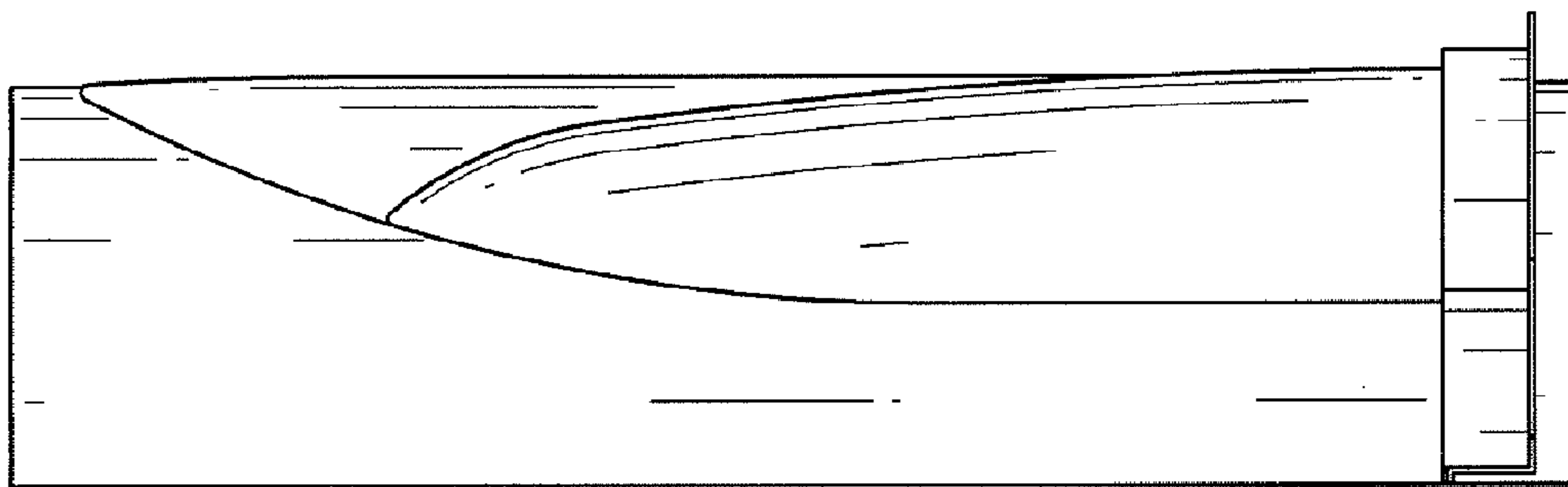


FIG.4

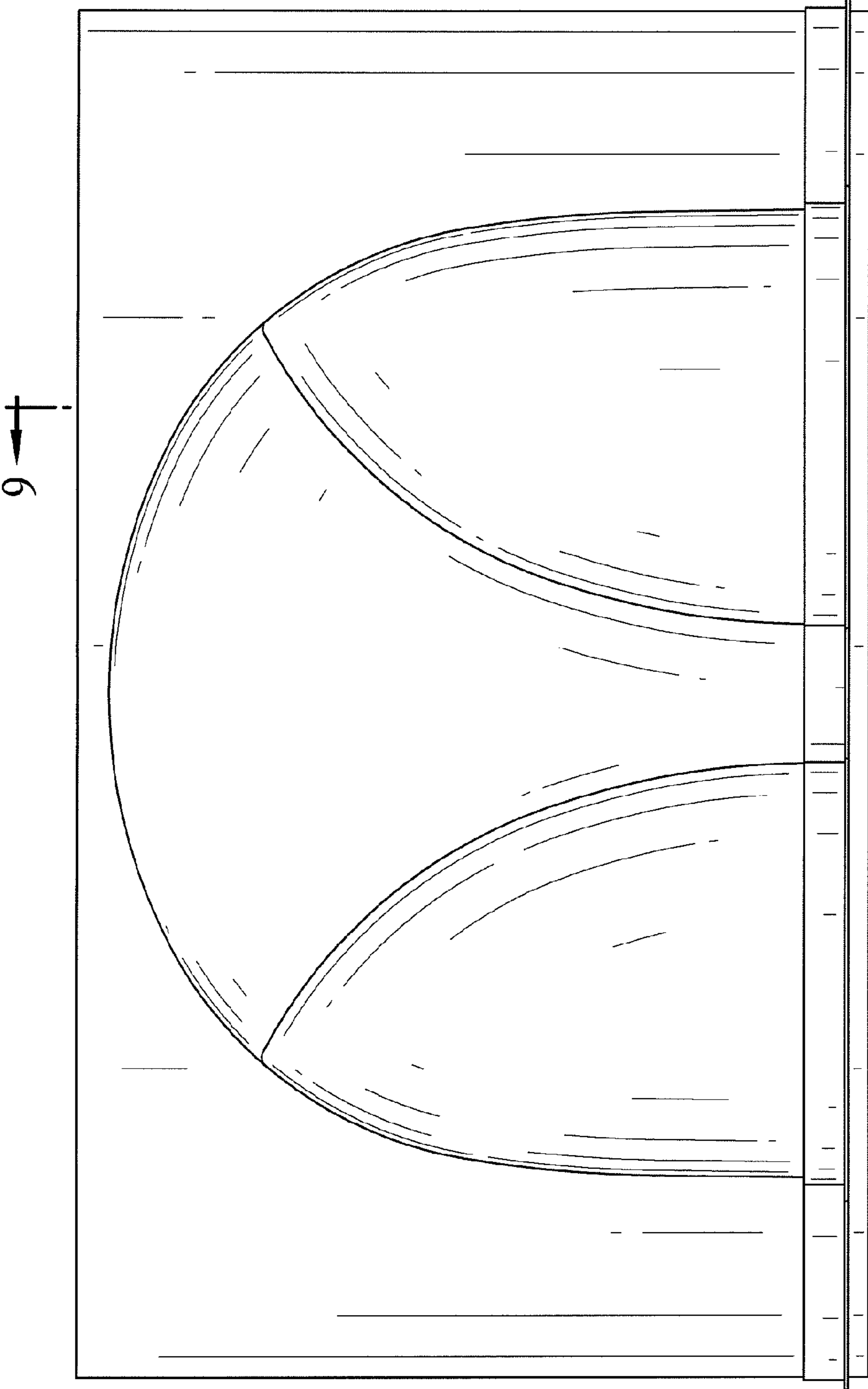


FIG.5

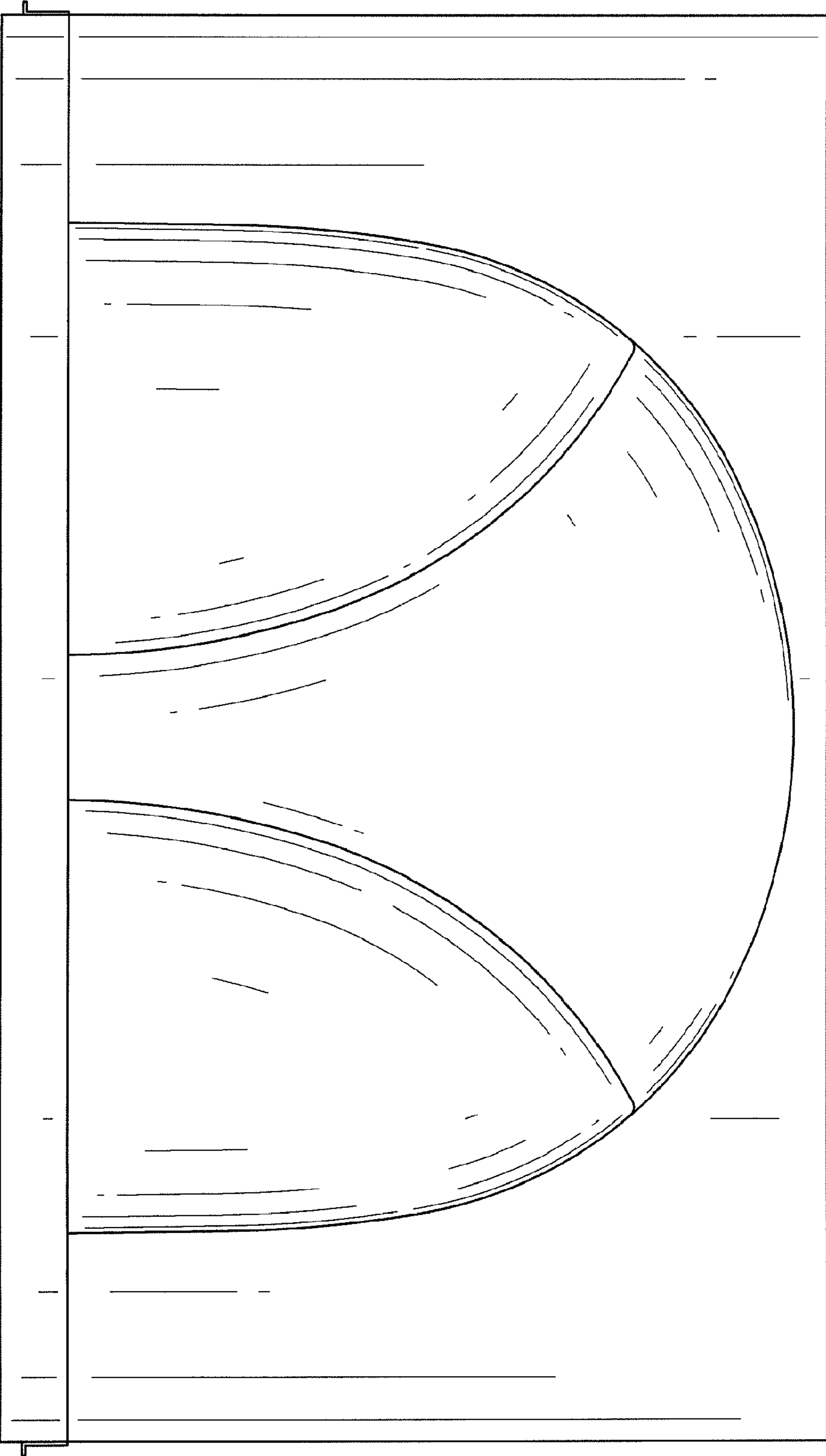


FIG.6

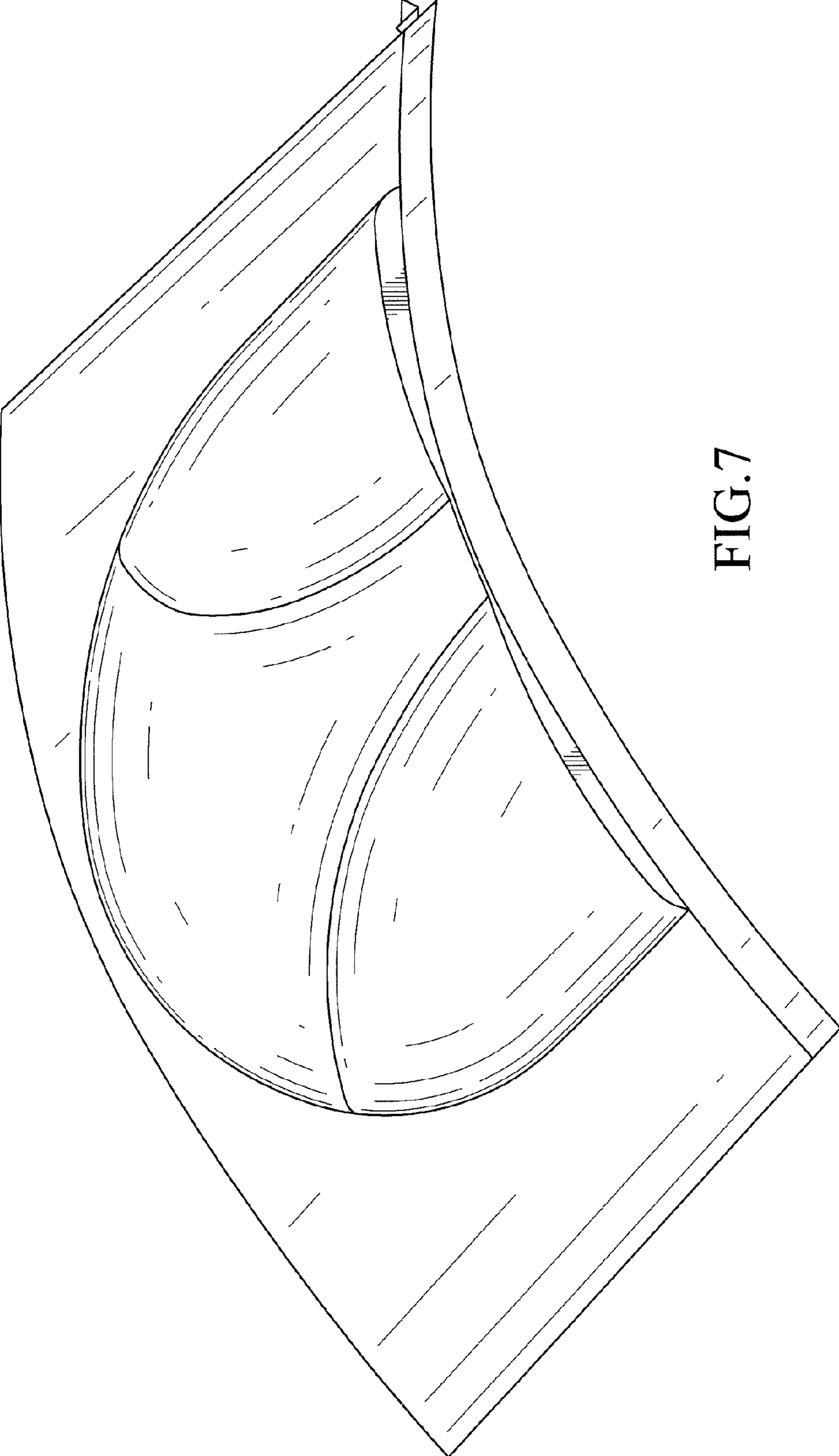


FIG.7

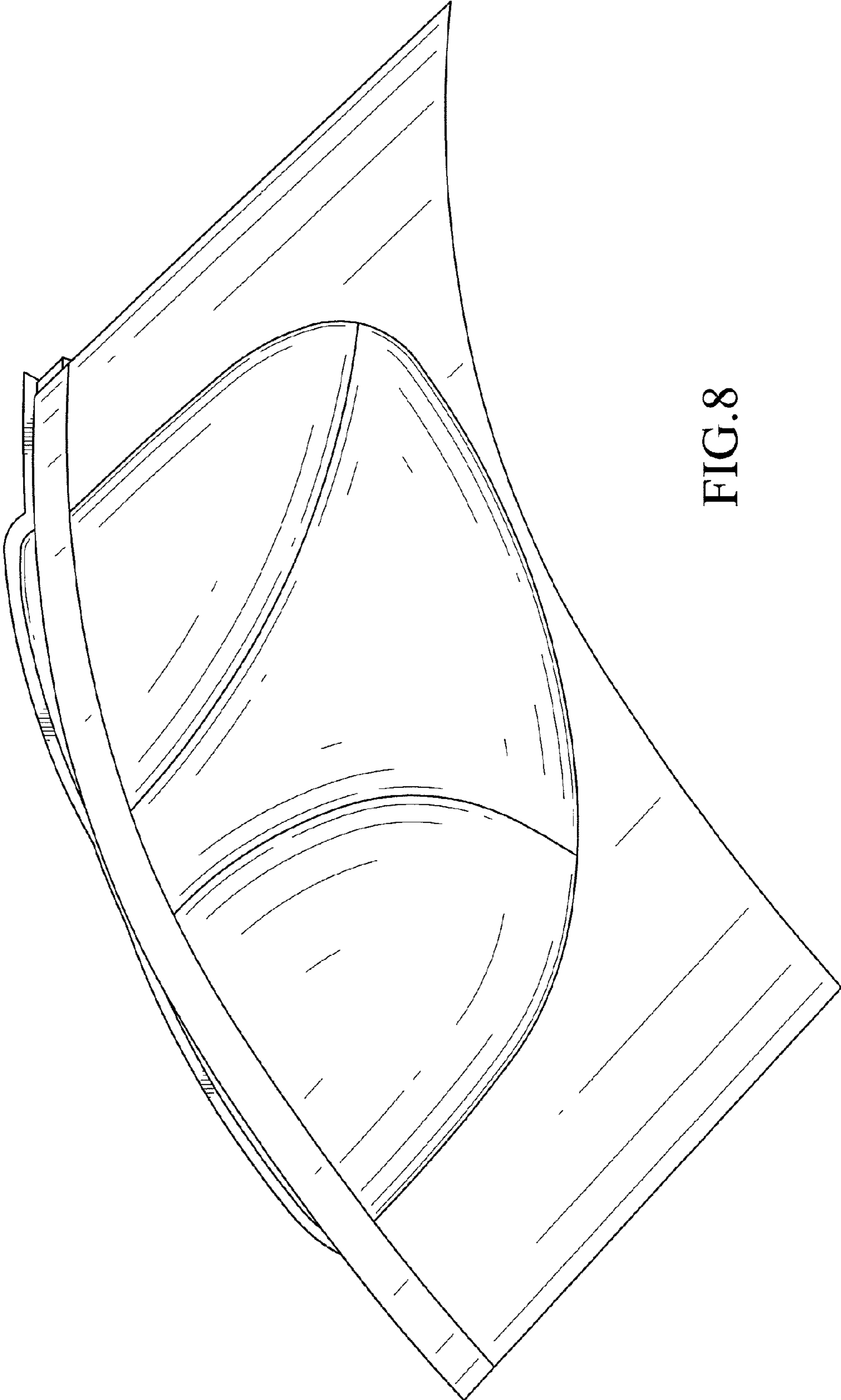


FIG. 8



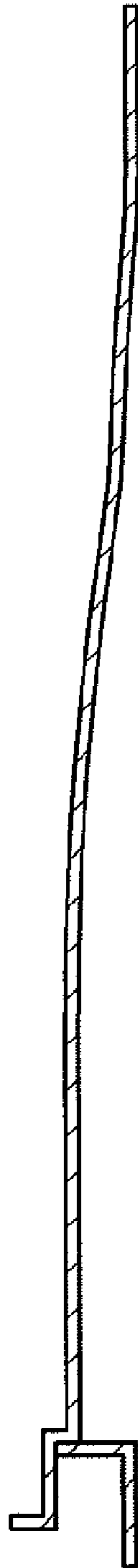


FIG.9