



US00D608261S

(12) **United States Design Patent**
Furuhata et al.

(10) **Patent No.:** **US D608,261 S**
(45) **Date of Patent:** **** Jan. 19, 2010**

(54) **SIDE SILL PROTECTOR**
(75) Inventors: **Osamu Furuhata**, Chigasaki (JP);
Megumi Matsumoto, Chigasaki (JP)
(73) Assignee: **Autech Japan, Inc**, Kanagawa (JP)
(**) Term: **14 Years**

D495,643 S * 9/2004 Perfetti et al. D12/196
D502,134 S * 2/2005 Chan D12/196
D514,997 S * 2/2006 Hall et al. D12/196
D522,427 S * 6/2006 Beigel et al. D12/196
D535,236 S * 1/2007 Matei et al. D12/196
7,182,393 B2 * 2/2007 Guiles 296/146.6
D562,199 S * 2/2008 Ellis et al. D12/173
D568,220 S * 5/2008 Okamoto et al. D12/196
D590,753 S * 4/2009 Williams et al. D12/169

(21) Appl. No.: **29/311,421**
(22) Filed: **Mar. 11, 2009**

* cited by examiner

Primary Examiner—Caron Veynar
Assistant Examiner—Katrina A Kile
(74) *Attorney, Agent, or Firm*—Wenderoth, Lind & Ponack,
L.L.P.

(30) **Foreign Application Priority Data**
Sep. 12, 2008 (JP) 2008-023452

(51) **LOC (9) Cl.** **12-08**
(52) **U.S. Cl.** **D12/190**
(58) **Field of Classification Search** D12/190,
D12/181, 400, 90, 91, 92, 114, 199, 196,
D12/197, 86, 171, 172, 173, 169, 163; D11/211,
D11/81, 157, 133, 172; 293/102, 115; 296/1.07–1.08;
D20/11, 23, 24, 25; 40/413, 760; 428/98–99,
428/31
See application file for complete search history.

(57) **CLAIM**

An ornamental design for a side sill protector, as shown.

DESCRIPTION

FIG. 1 is a front view of the side sill protector showing our new design;
FIG. 2 is a top plan view thereof;
FIG. 3 is a bottom view thereof;
FIG. 4 is a rear view showing thereof;
FIG. 5 is a right side view thereof;
FIG. 6 is a left side view thereof; and,
FIG. 7 is a front perspective view thereof.

(56) **References Cited**
U.S. PATENT DOCUMENTS
D415,726 S * 10/1999 Mobius et al. D12/190
D418,468 S * 1/2000 Saleen et al. D12/190
D423,430 S * 4/2000 Minh D12/181

1 Claim, 2 Drawing Sheets




FIG. 1



FIG. 2




FIG. 3



FIG. 4



FIG. 5




FIG. 6




FIG. 7

