



US00D608258S

(12) **United States Design Patent**
Koizumi et al.

(10) **Patent No.:** **US D608,258 S**
(45) **Date of Patent:** **** Jan. 19, 2010**

(54) **BUMPER FOR MOTOR VEHICLE**
(75) Inventors: **Iwao Koizumi**, Hiroshima (JP); **Tadao Hoshino**, Hiroshima (JP); **Satoshi Hayasaka**, Hiroshima (JP); **Takeshi Shinohara**, Hiroshima (JP); **Kenji Kato**, Hiroshima (JP)

(73) Assignee: **Mazda Motor Corporation** (JP)

(**) Term: **14 Years**

(21) Appl. No.: **29/311,466**

(22) Filed: **Mar. 24, 2009**

(30) **Foreign Application Priority Data**

Oct. 31, 2008 (JP) D2008-028030

(51) **LOC (9) Cl.** **12-16**

(52) **U.S. Cl.** **D12/169**

(58) **Field of Classification Search** D12/169,
D12/196, 171, 216, 163, 86, 90-92; 293/102,
293/113, 115, 117, 120; 296/180.1, 180.2
See application file for complete search history.

(56) **References Cited**

U.S. PATENT DOCUMENTS

D582,819 S * 12/2008 Miyazawa et al. D12/169
D586,270 S * 2/2009 Suga et al. D12/169
D586,705 S * 2/2009 Bauer et al. D12/169
D588,506 S * 3/2009 Maeda et al. D12/169
D594,794 S * 6/2009 Nakajima D12/169
D595,192 S * 6/2009 Kurisu et al. D12/169
D595,193 S * 6/2009 Kurisu et al. D12/169
D595,194 S * 6/2009 Kurisu et al. D12/169
D596,999 S * 7/2009 Nakamuta et al. D12/169
D597,453 S * 8/2009 Varga D12/169

D598,337 S * 8/2009 Glachin D12/169
D598,338 S * 8/2009 Mattin et al. D12/169
D598,339 S * 8/2009 George et al. D12/169
D598,827 S * 8/2009 Kanai et al. D12/169

FOREIGN PATENT DOCUMENTS

JP D1240080 5/2005
JP D1240130 5/2005
JP D1343305 11/2008
JP D1343328 11/2008

OTHER PUBLICATIONS

Japanese Office Action "Notification of Reason(s) for Refusal" with Dispatch Date of Mar. 9, 2009; Design Application No. D2008-028030 with English translation The cited reference (JP-D1240130) has been submitted as a reference with IDS filed at the time of filing this application.

* cited by examiner

Primary Examiner—Melody N Brown

(74) *Attorney, Agent, or Firm*—Studebaker & Brackett PC; Donald R. Studebaker

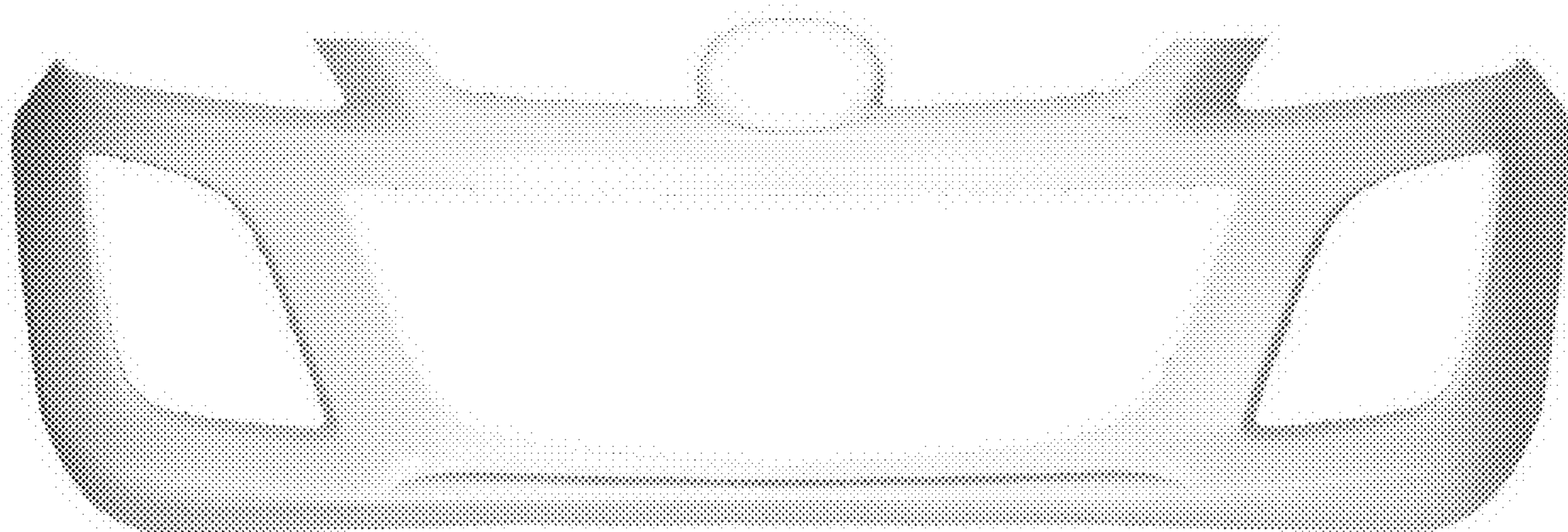
(57) **CLAIM**

The ornamental design for a bumper for motor vehicle, as shown and described.

DESCRIPTION

FIG. 1 is a perspective view of a bumper for motor vehicle;
FIG. 2 is a front view thereof;
FIG. 3 is a rear view thereof;
FIG. 4 is a left side view thereof, the opposite side being a mirror image of the side shown herein;
FIG. 5 is a top view thereof; and,
FIG. 6 is a bottom view thereof.

1 Claim, 2 Drawing Sheets






FIG. 1




FIG. 2




FIG. 3

FIG.4




FIG.5




FIG.6

