

US00D608252S

(12) **United States Design Patent**  
**Warren**

(10) **Patent No.:** **US D608,252 S**  
(45) **Date of Patent:** **\*\* Jan. 19, 2010**

(54) **VEHICLE FOOT PEG**

(75) Inventor: **Kevin Warren**, 265 Tara Trl. NW.,  
Atlanta, GA (US) 30327

(73) Assignee: **Kevin Warren**, Atlanta, GA (US)

(\*\*) Term: **14 Years**

(21) Appl. No.: **29/340,708**

(22) Filed: **Jul. 23, 2009**

**Related U.S. Application Data**

(60) Division of application No. 29/335,183, filed on Apr. 9, 2009, now Pat. No. Des. 599,712, which is a continuation of application No. 12/360,630, filed on Jan. 27, 2009.

(51) **LOC (9) Cl.** ..... **12-11**

(52) **U.S. Cl.** ..... **D12/114**

(58) **Field of Classification Search** ..... D12/114,  
D12/110, 122, 125, 203; 296/75; 180/219,  
180/220, 230; 74/478, 512, 560, 562.5, 564,  
74/594.4-594.7, 473.16; 280/288.4, 291,  
280/163, 164.1

See application file for complete search history.

(56) **References Cited**

**U.S. PATENT DOCUMENTS**

D506,707 S 6/2005 Egan  
D560,562 S 1/2008 Egan et al.

**OTHER PUBLICATIONS**

U.S. Appl. No. 29/340,707, filed Jul. 23, 2009, Warren.  
U.S. Appl. No. 12/360,630, filed Jan. 27, 2009, Warren.  
U.S. Appl. No. 29/335,183, filed Apr. 9, 2009, Warren.

*Primary Examiner*—Cathron C Brooks

*Assistant Examiner*—Linda G. Brooks

(74) *Attorney, Agent, or Firm*—Foley & Lardner LLP

(57) **CLAIM**

The ornamental design for a vehicle foot peg, as shown and described.

**DESCRIPTION**

FIG. 1 is a perspective view of the vehicle foot peg showing my new design;

FIG. 2 is a front elevational view of the vehicle foot peg in FIG. 1;

FIG. 3 is a top plan view of the vehicle foot peg in FIG. 1;

FIG. 4 is a bottom plan view of the vehicle foot peg in FIG. 1;

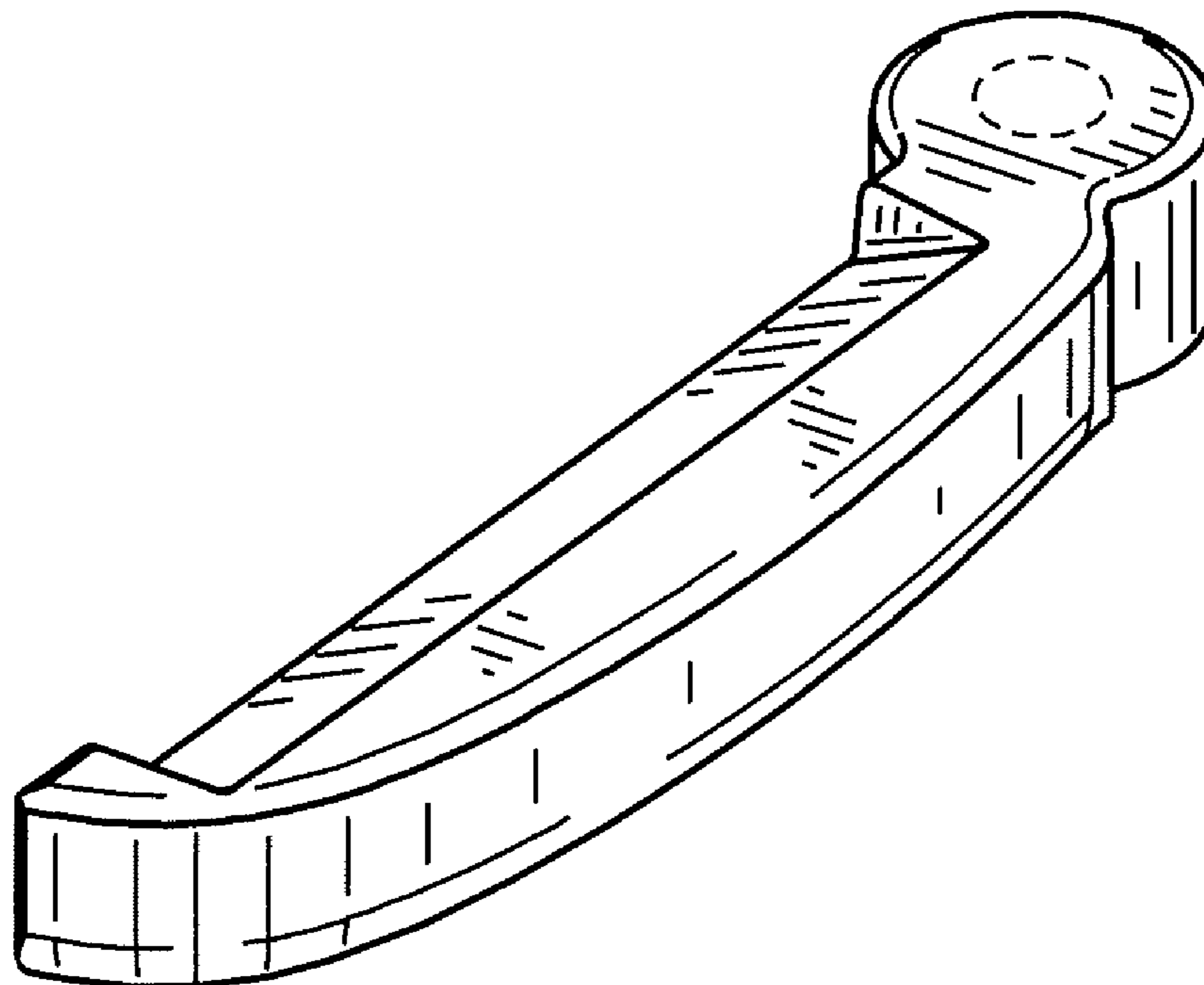
FIG. 5 is a rear elevational view of the vehicle foot peg in FIG. 1;

FIG. 6 is a left side elevational view of the vehicle foot peg in FIG. 1; and,

FIG. 7 is a right side elevational view of the vehicle foot peg in FIG. 1.

Broken lines shown are shown to illustrate unclaimed elements and form no part of the claimed design.

**1 Claim, 2 Drawing Sheets**



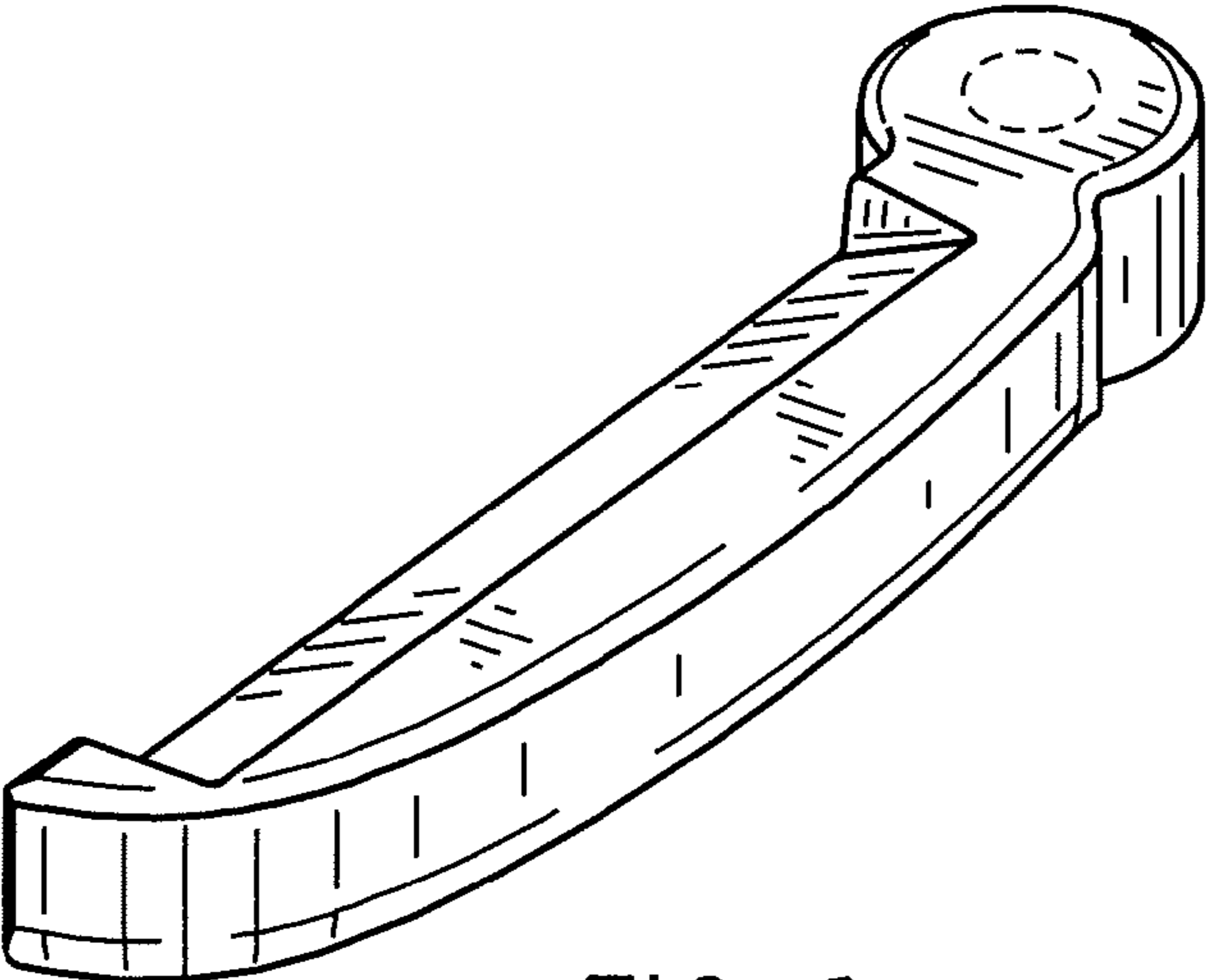


FIG. 1




FIG. 2

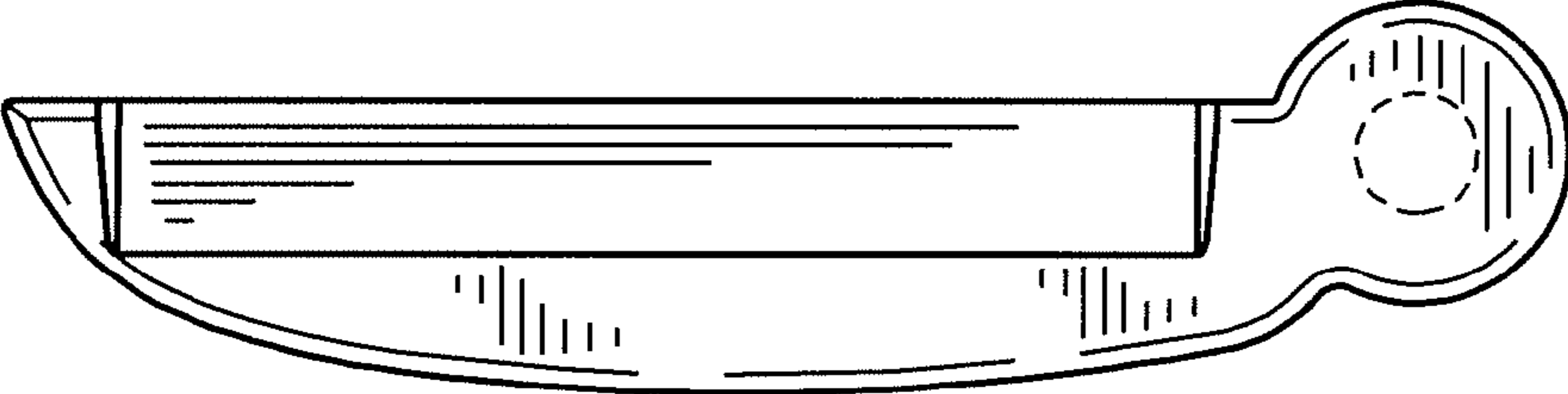


FIG. 3

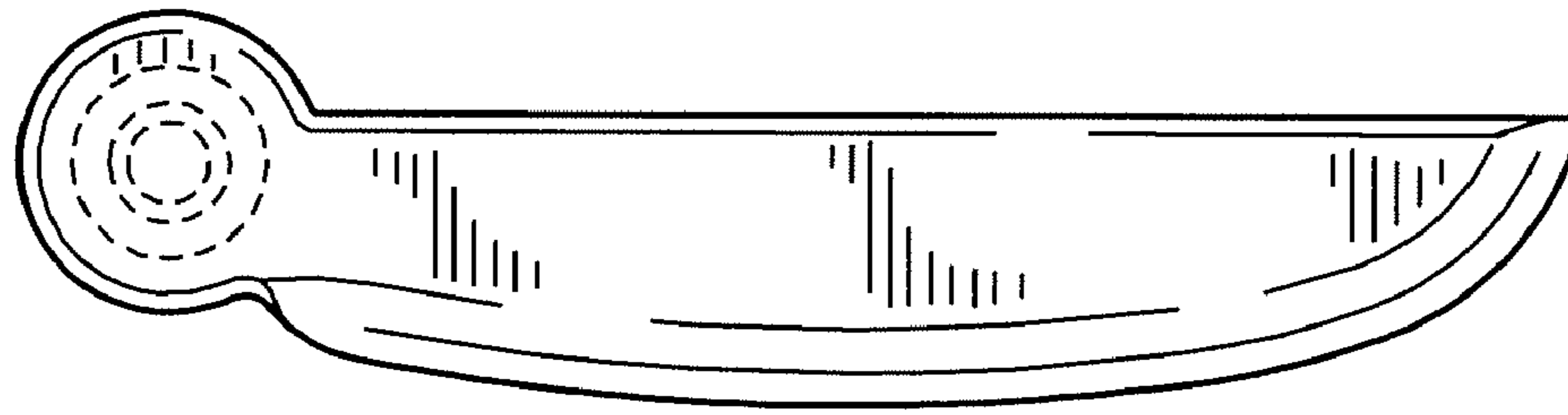


FIG. 4




FIG. 5

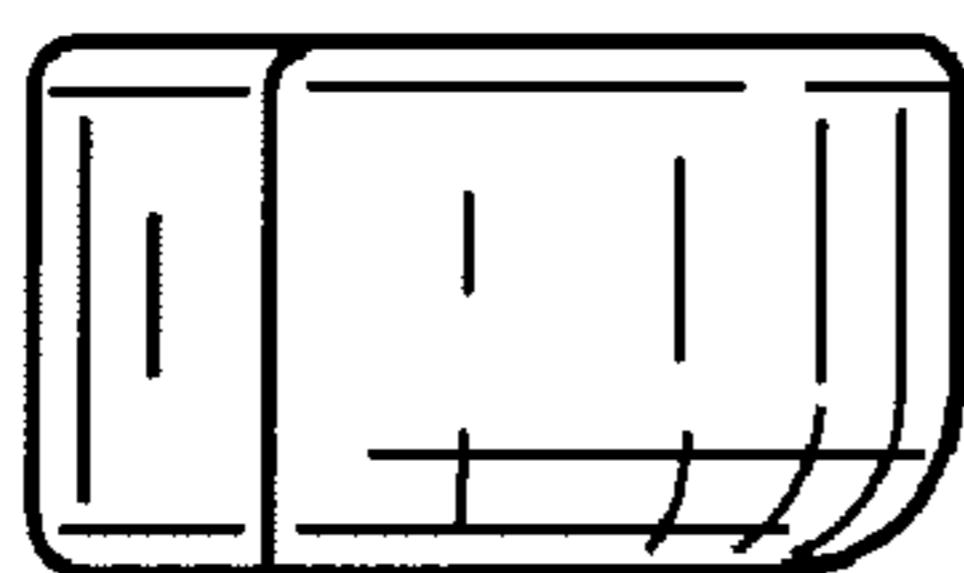


FIG. 6




FIG. 7