

US00D608251S

(12) **United States Design Patent**
Dill

(10) **Patent No.:** **US D608,251 S**

(45) **Date of Patent:** **** Jan. 19, 2010**

(54) **MOTORCYCLE DISPLAY PLATE**

Primary Examiner—Joel Sincavage
Assistant Examiner—Linda G. Brooks

(76) **Inventor:** **Kurt Dill**, 1215 Suttermill La., Nipomo,
CA (US) 93444

(57) **CLAIM**

(**) **Term:** **14 Years**

The ornamental design for a motorcycle display plate, as shown and described.

(21) **Appl. No.:** **29/332,424**

(22) **Filed:** **Feb. 16, 2009**

DESCRIPTION

(51) **LOC (9) Cl.** **12-11**

The present invention relates to an ornamental design for a motorcycle display plate for the display of company logos.

(52) **U.S. Cl.** **D12/114**

FIG. 1 is a perspective view showing the design of the motorcycle display plate.

(58) **Field of Classification Search** D12/110,
D12/114, 126, 181, 190, 194, 203, 223, 191,
D12/193; 280/288.4, 477, 495; 296/1.07,
296/1.08; D8/349, 380, 354, 382; 180/219;
248/200, 300, 220.1, 225.11, 205.1, 187;
D20/10, 13, 19, 42, 11, 17, 23, 24, 27, 28,
D20/40, 43, 99; 40/1, 6, 124.07, 124.01,
40/219, 299.01, 328, 349, 359, 360, 594,
40/662, 663, 200–211, 413, 591–593; 428/31
See application file for complete search history.

FIG. 2 is a top view showing the design of the motorcycle display plate.

FIG. 3 is a front view showing the design of the motorcycle display plate.

FIG. 4 is a first end view showing the design of the motorcycle display plate.

FIG. 5 is a second end view showing the design of the motorcycle display plate.

(56) **References Cited**

U.S. PATENT DOCUMENTS

D308,849 S *	6/1990	Short et al.	D12/193
D350,104 S *	8/1994	Lee	D12/193
D411,156 S *	6/1999	Grabowski et al.	D12/193
2007/0124971 A1 *	6/2007	Shernaman	40/564
2008/0263920 A1 *	10/2008	Trigg et al.	40/299.01

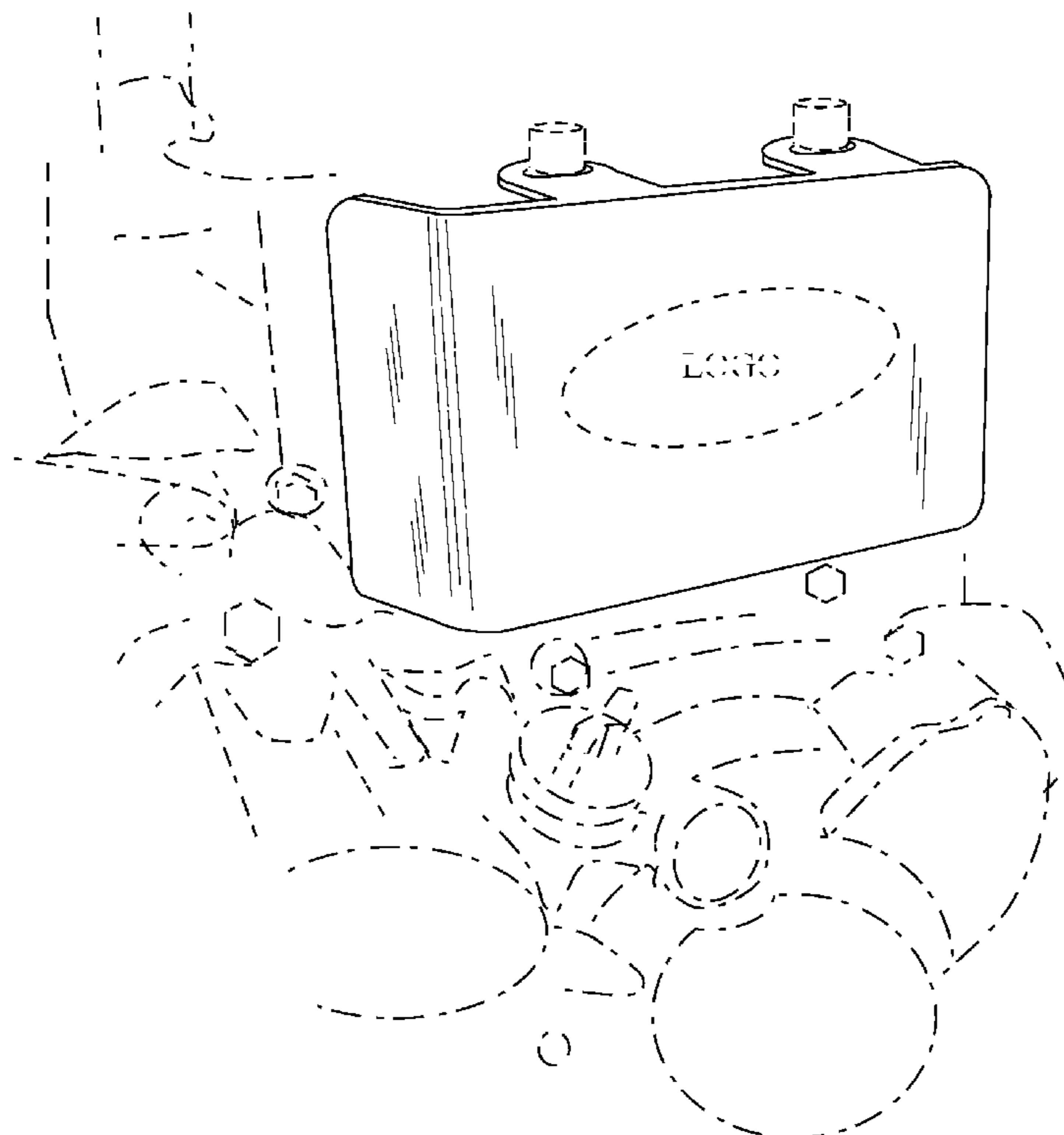
FIG. 6 is a bottom view showing the design of the motorcycle display plate; and,

FIG. 7 is a rear view showing the design of the motorcycle display plate.

The broken lines illustrate environmental features and structure that form no part of the claimed design.

* cited by examiner

1 Claim, 3 Drawing Sheets



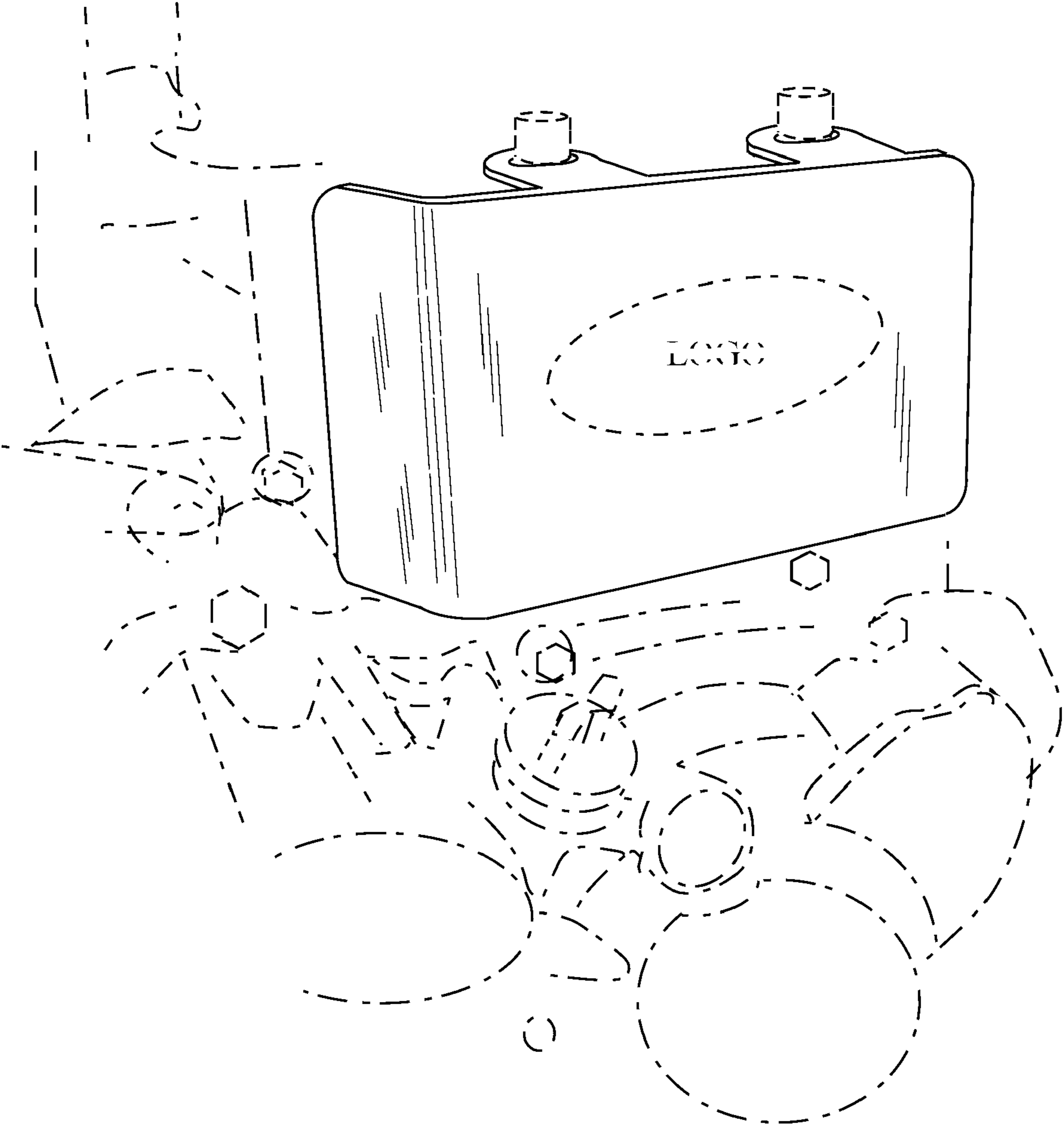


Fig. 1



Fig. 2

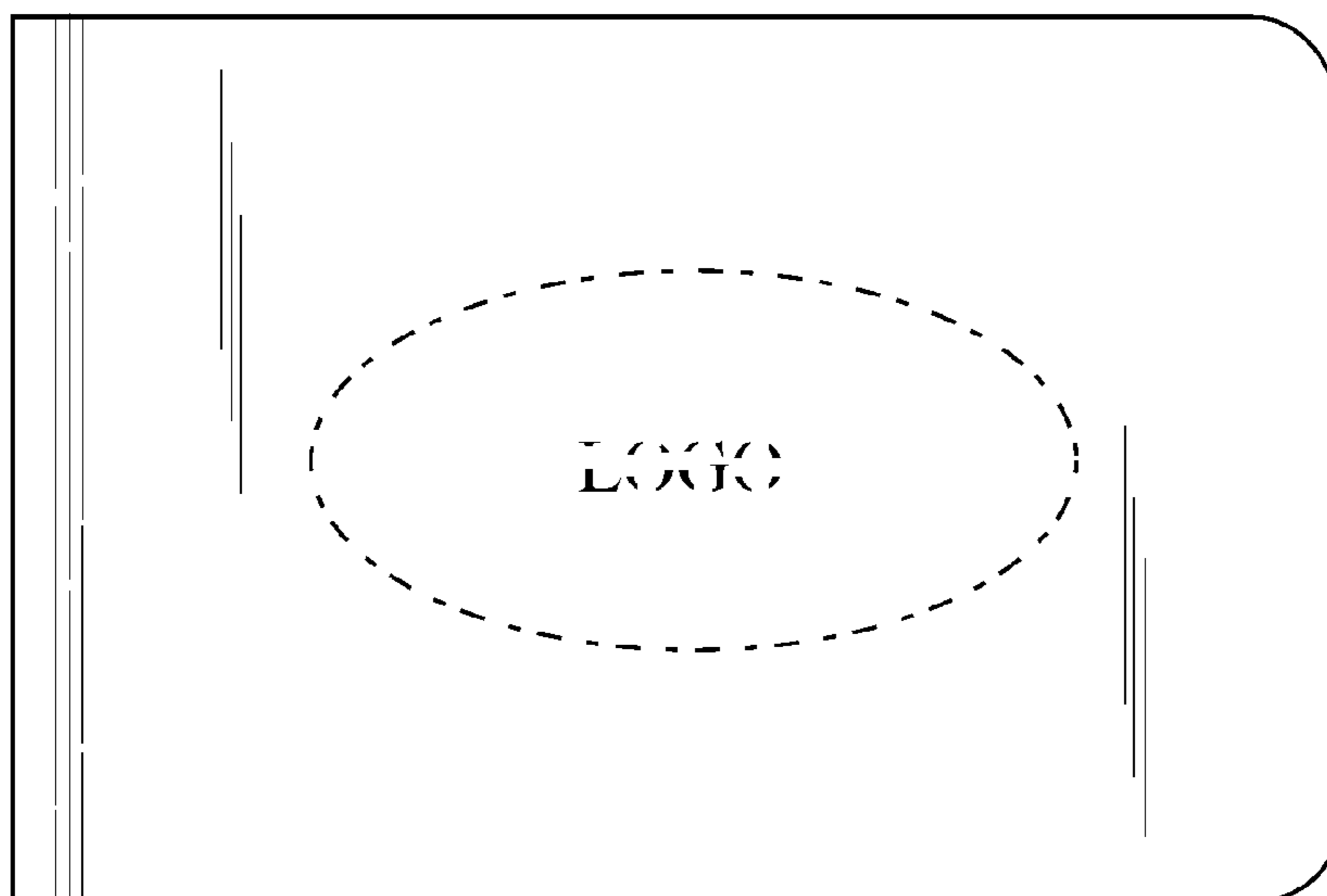


Fig. 3

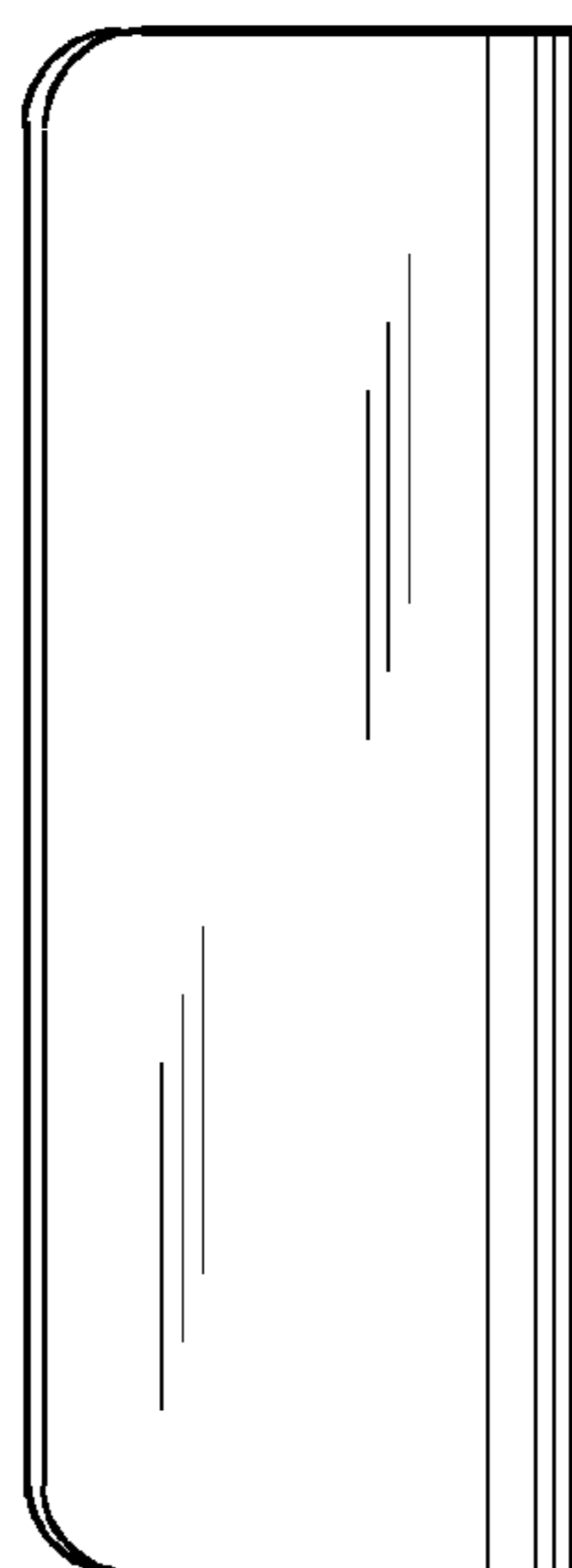


Fig. 4

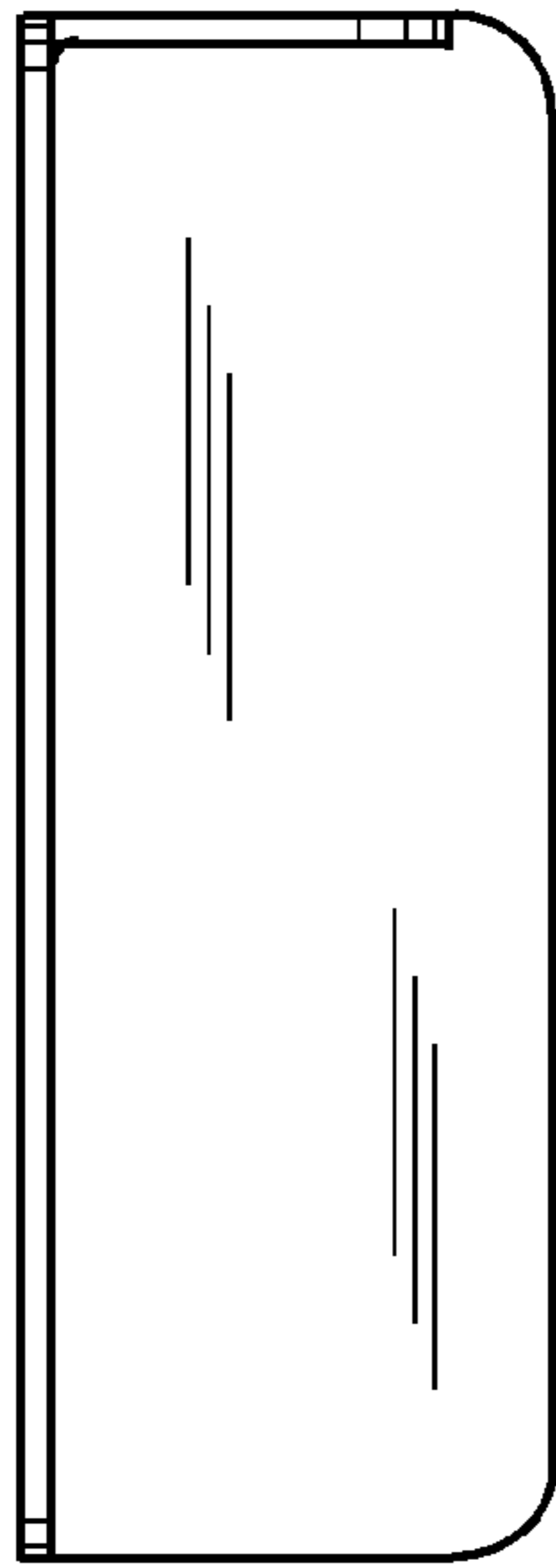


Fig. 5



Fig. 6

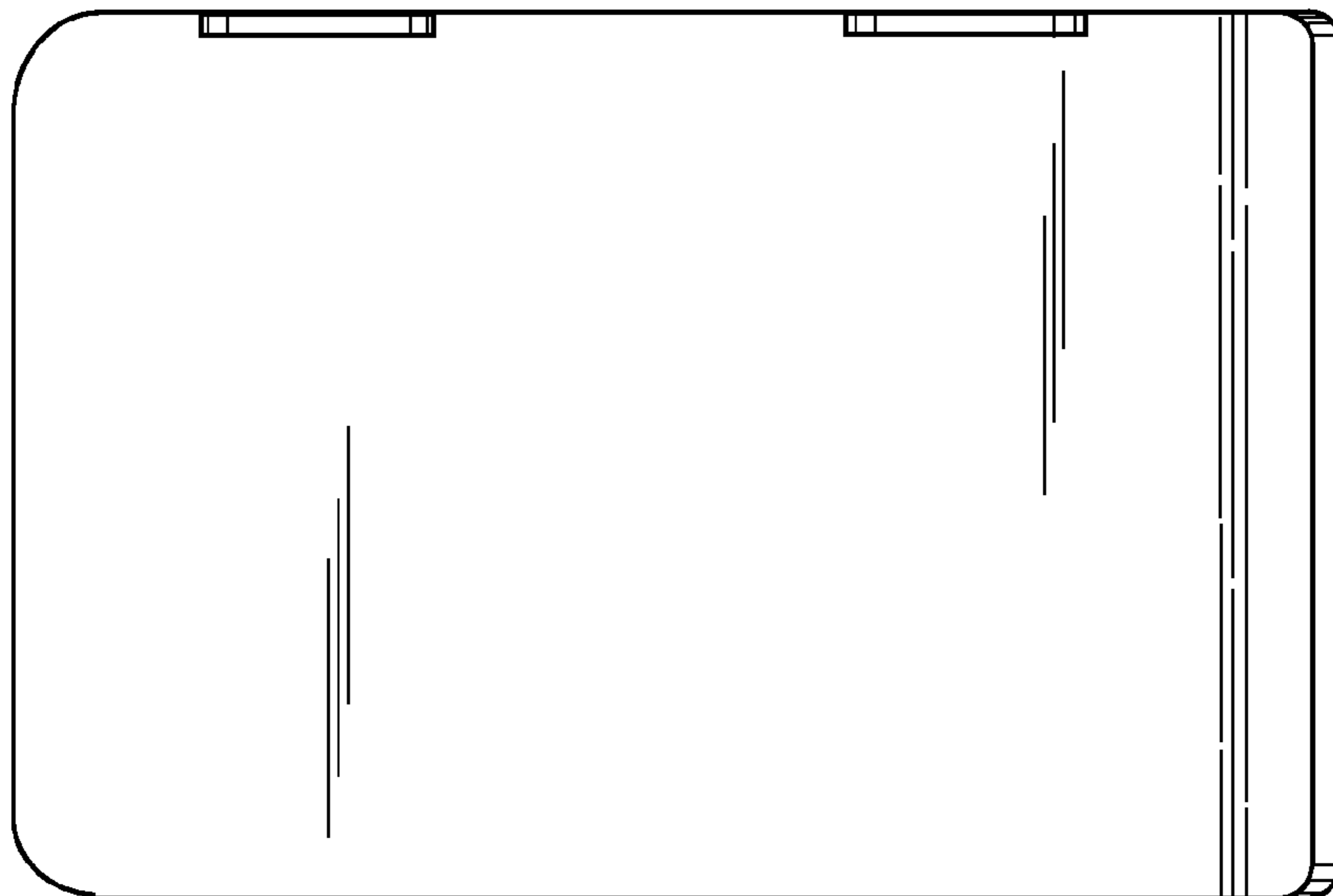


Fig. 7