

US00D608244S

(12) **United States Design Patent**  
**Lobel**

(10) **Patent No.:** **US D608,244 S**

(45) **Date of Patent:** **\*\* Jan. 19, 2010**

(54) **PULL TAB FOR A SLIDE FASTENER**

D579,376 S \* 10/2008 Hsiao ..... D11/221

\* cited by examiner

(75) Inventor: **Michelle Gut Lobel**, Beverly Hills, CA  
(US)

*Primary Examiner*—R. Seifert

(73) Assignee: **Ideal Fastener Corporation**, Oxford,  
NC (US)

(74) *Attorney, Agent, or Firm*—Neal Wolgin; Tillman Wright  
PLLC

(\*\*) Term: **14 Years**

(57) **CLAIM**

(21) Appl. No.: **29/326,869**

The ornamental design for a pull tab for a slide fastener, as  
shown and described.

(22) Filed: **Oct. 27, 2008**

**DESCRIPTION**

(51) **LOC (9) Cl.** ..... **15-07**

FIG. 1 is a front view illustrating a pull tab for a slide fastener;

(52) **U.S. Cl.** ..... **D11/221**

FIG. 2 is a bottom view of the pull tab;

(58) **Field of Classification Search** ..... D11/200,

FIG. 3 is a top view of the pull tab;

D11/201, 221; 24/381–383, 385–387, 414–417,  
24/421–422, 427–431, 433; 2/265

FIG. 4 is a left side view of the pull tab;

See application file for complete search history.

FIG. 5 is a right side view of the pull tab;

(56) **References Cited**

FIG. 6 is a section view of the pull tab taken along the line  
6—6 of FIG. 1; and,

**U.S. PATENT DOCUMENTS**

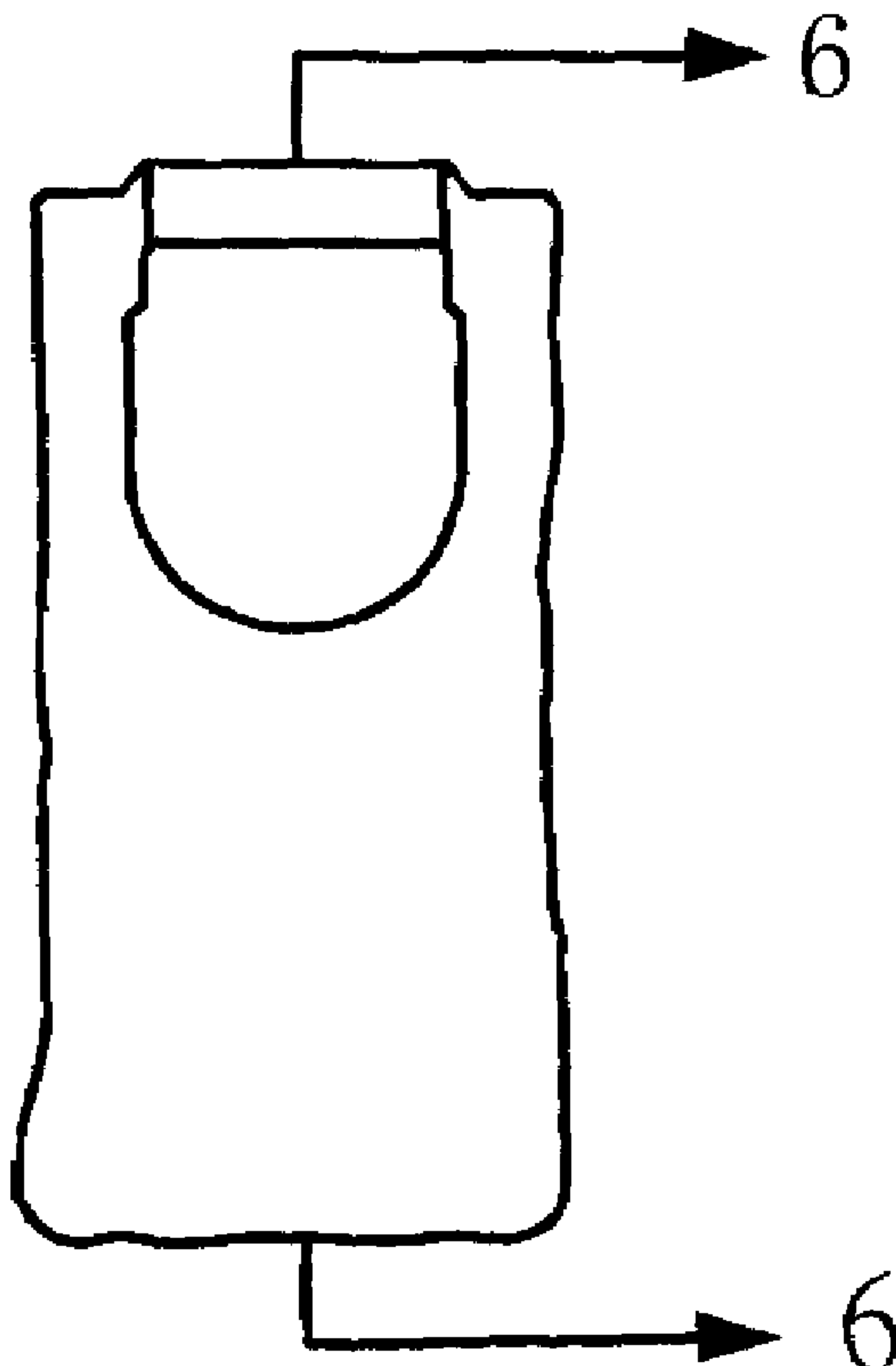
FIG. 7 is a front view showing the pull tab of FIG. 1 in  
connection with a slide fastener slider body, the slide fastener  
body being for illustrative purposes only and forms no part of  
the claimed design.



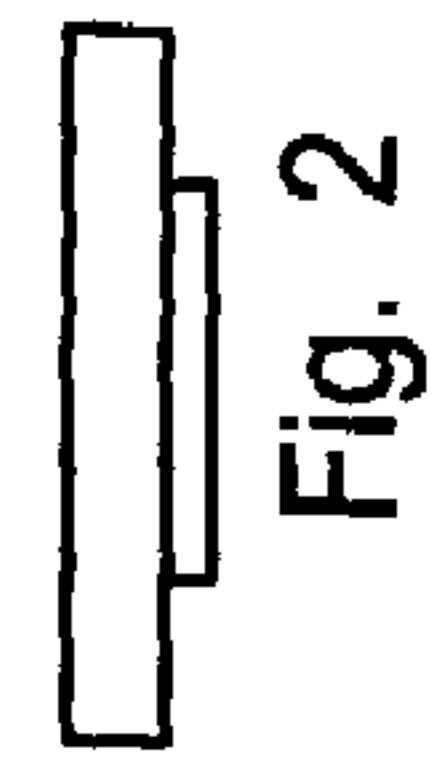
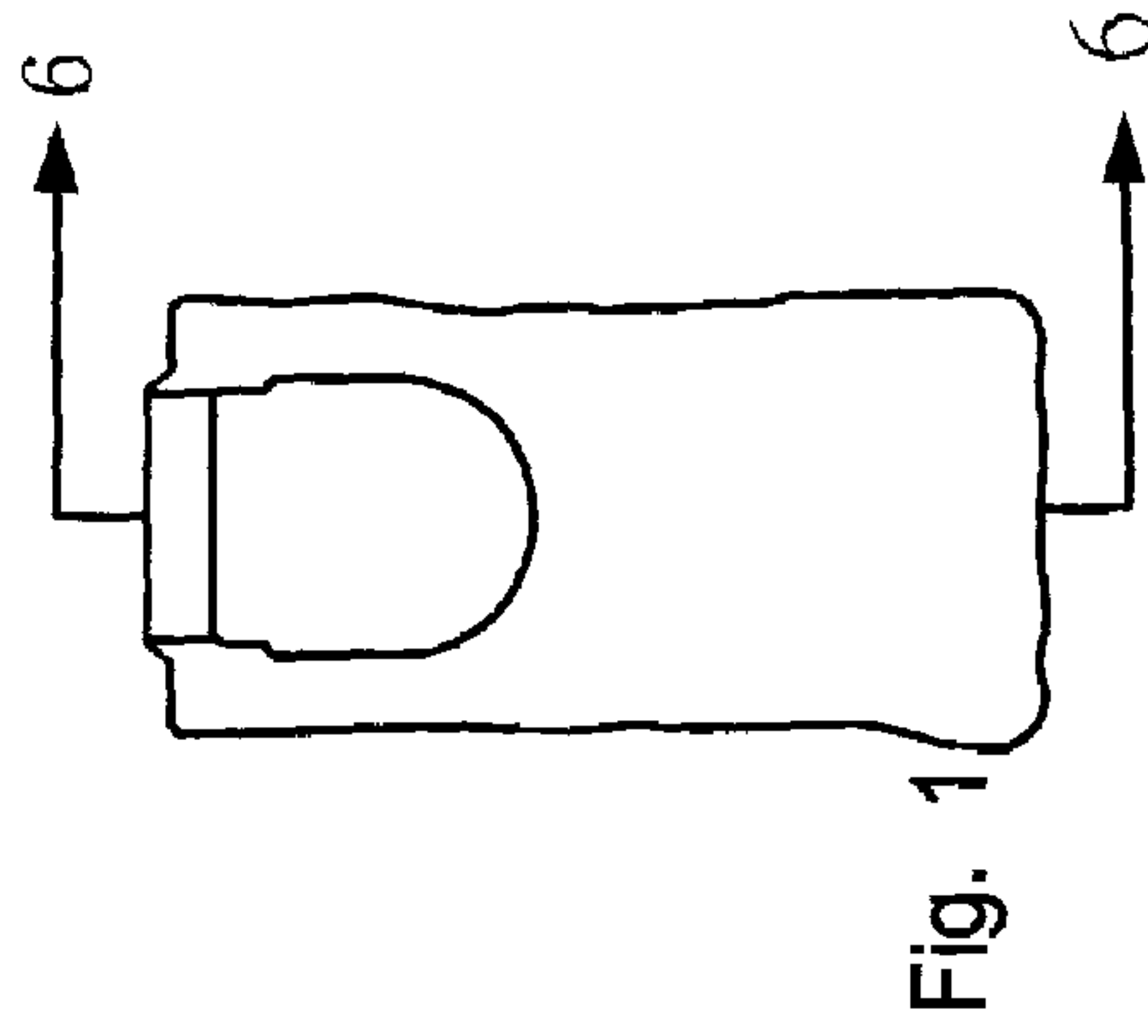
2,087,456 A \* 7/1937 Sundback ..... 24/410

D324,663 S \* 3/1992 Ebata ..... D11/221

D366,230 S \* 1/1996 Aoki ..... D11/221

**1 Claim, 2 Drawing Sheets**





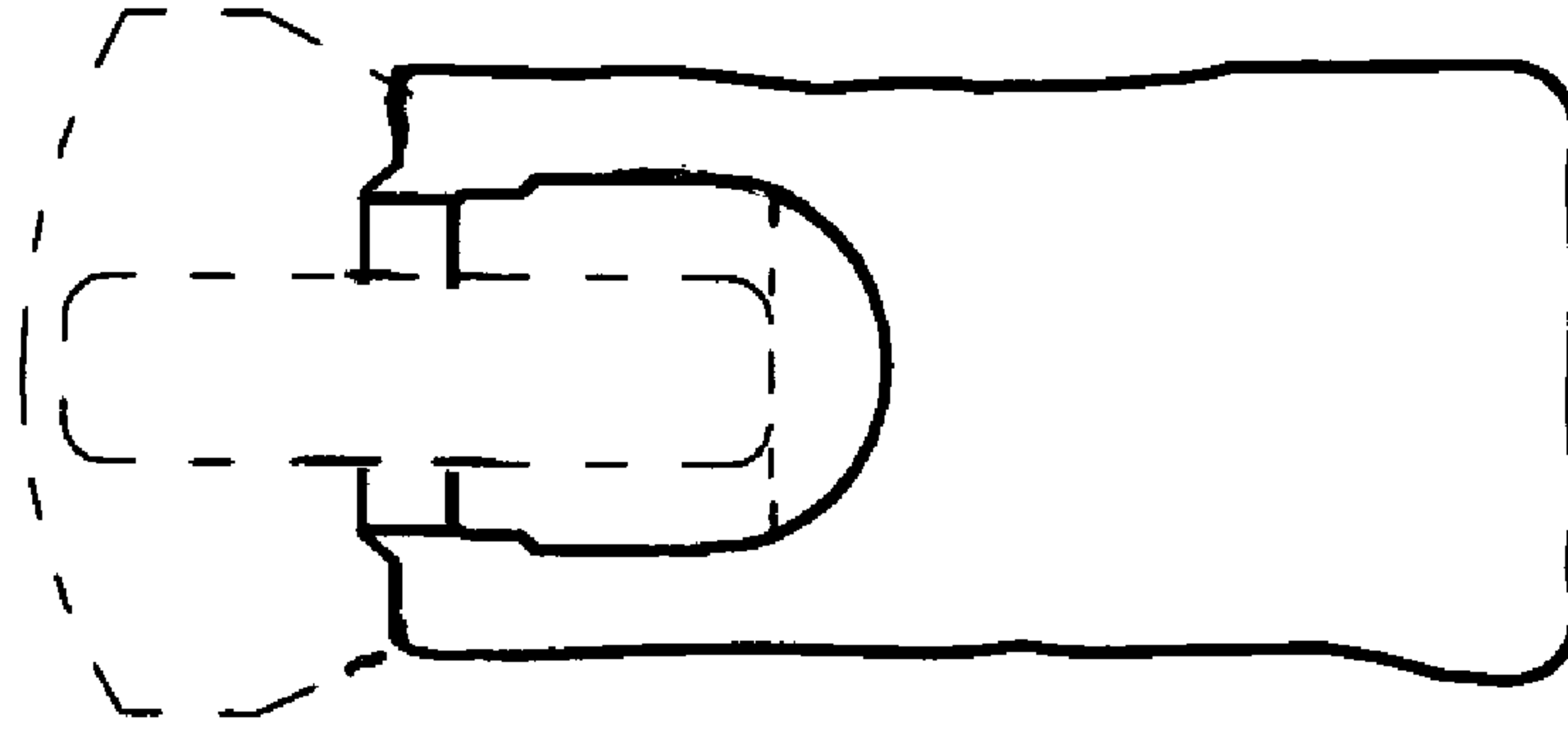


Fig. 7



Fig. 6