



US00D608238S

(12) **United States Design Patent**
Warren et al.

(10) **Patent No.:** **US D608,238 S**
(45) **Date of Patent:** **** Jan. 19, 2010**

(54) **CREMAINS JEWELRY ITEM**

(76) Inventors: **Malcolm Warren**, 1228 Main Rd.,
Corfu, NY (US) 14036; **Todd Philip
Lehmann**, 1581 Emery Rd., East
Aurora, NY (US) 14052

(**) Term: **14 Years**

(21) Appl. No.: **29/299,320**

(22) Filed: **Dec. 21, 2007**

(51) **LOC (9) Cl.** **11-01**

(52) **U.S. Cl.** **D11/83**

(58) **Field of Classification Search** D11/1-7,
D11/9, 13-14, 16-17, 26, 32, 40, 42-44,
D11/46, 48-49, 53, 56-57, 61, 66, 69, 74,
D11/76-77, 79, 80-93, 95-101, 103-105,
D11/108, 109, 116; 63/1.11, 1.16, 13, 14.1,
63/15, 15.1-15.4, 18-23, 26-28, 32-33,
63/DIG. 3; 154/35, 235; 40/725

See application file for complete search history.

(56) **References Cited**

U.S. PATENT DOCUMENTS

1,342,817	A *	6/1920	Kohlhepp	40/725
D163,980	S *	7/1951	Valcourt	D11/17
4,993,472	A *	2/1991	Culver	164/35
D407,660	S *	4/1999	Gordon	D11/83
D413,543	S *	9/1999	Behr	D11/79
D475,316	S *	6/2003	Skiles	D11/1
6,648,056	B1 *	11/2003	Kaladjian	164/235
D544,390	S *	6/2007	Lehmann et al.	D11/53
D570,728	S *	6/2008	Lehmann et al.	D11/104
D590,289	S *	4/2009	Karpman	D11/7
2008/0236196	A1 *	10/2008	Lehmann et al.	63/23

* cited by examiner

Primary Examiner—Philip S Hyder

Assistant Examiner—Susan E Krakower

(74) *Attorney, Agent, or Firm*—Patent Technologies, LLC;
Robert D. Gunderman, Jr.

(57) **CLAIM**

The ornamental design for a cremains jewelry item, as shown and described.

DESCRIPTION

A portion of the disclosure of this patent document contains material which is subject to copyright protection. The copyright owner has no objection to the facsimile reproduction by anyone of the patent document or the patent disclosure, as it appears in the Patent and Trademark Office patent files or records, but otherwise reserves all copyrights whatsoever.

FIG. 1 is a front perspective view of the cremains jewelry item showing the new design;

FIG. 2 is a front elevation view of the cremains jewelry item showing cross-sectional line 6—6;

FIG. 3 is a right side elevation view of the cremains jewelry item;

FIG. 4 is a left side elevation view of the cremains jewelry item;

FIG. 5 is a front perspective view of the cremains jewelry item;

FIG. 6 is a cross-sectional view of the cremains jewelry item taken along line 6—6 of FIG. 2;

FIG. 7 is a bottom view of the cremains jewelry item; and,

FIG. 8 is a rear elevation view of the cremains jewelry item.

Any broken line illustration of environmental structure in the drawings is for illustrative purposes only and forms no part of the claimed design.

1 Claim, 8 Drawing Sheets

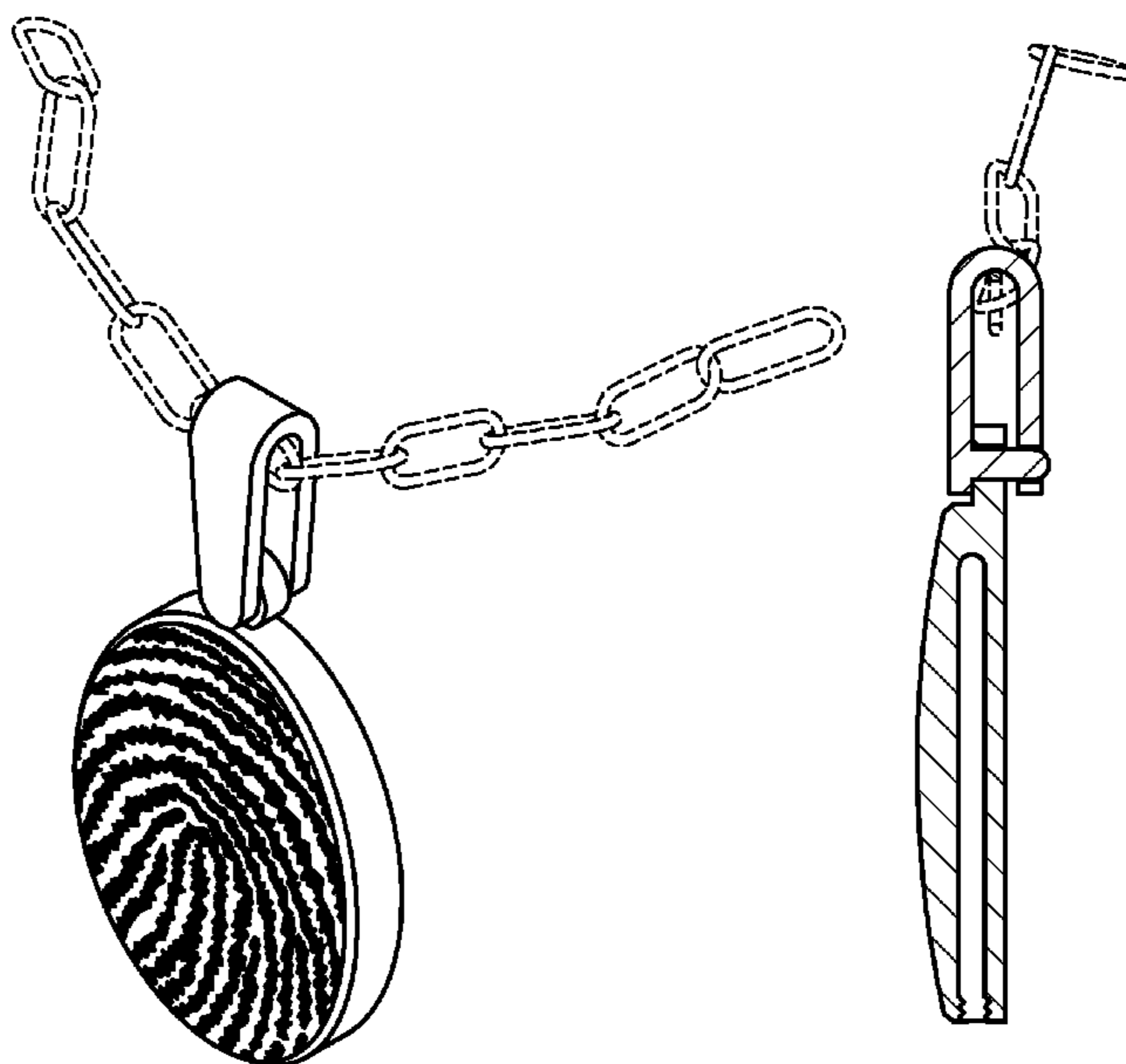




Fig. 1



Fig. 2

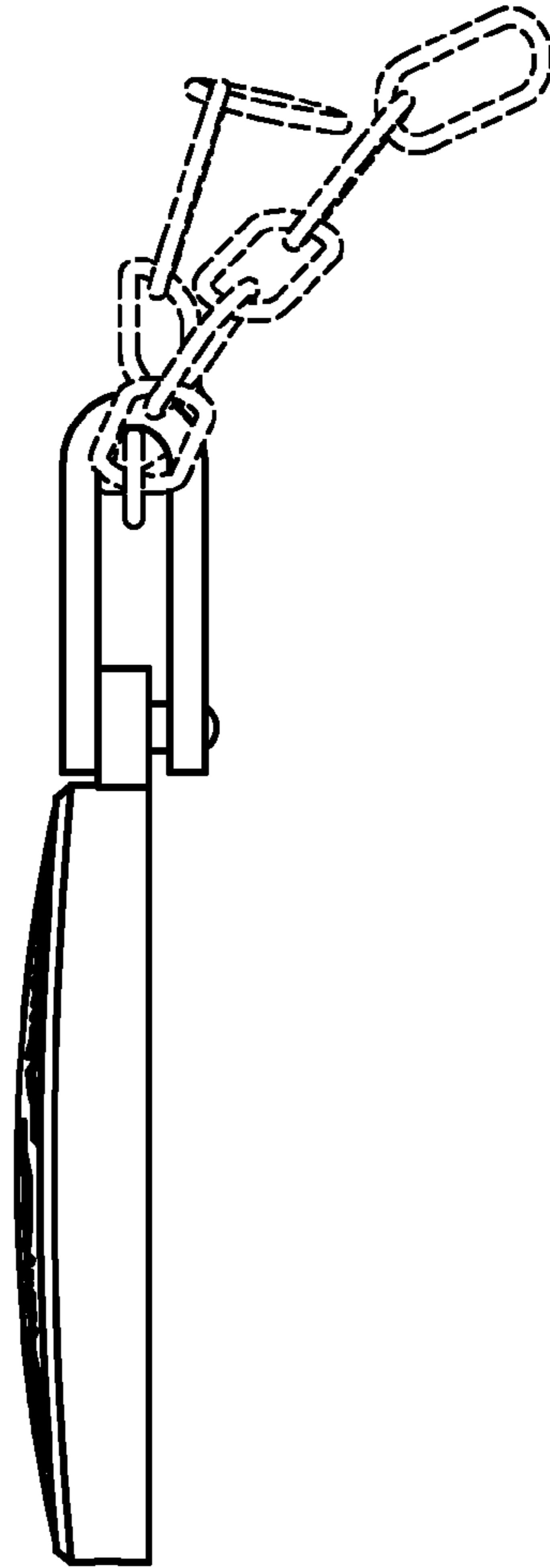


Fig. 3

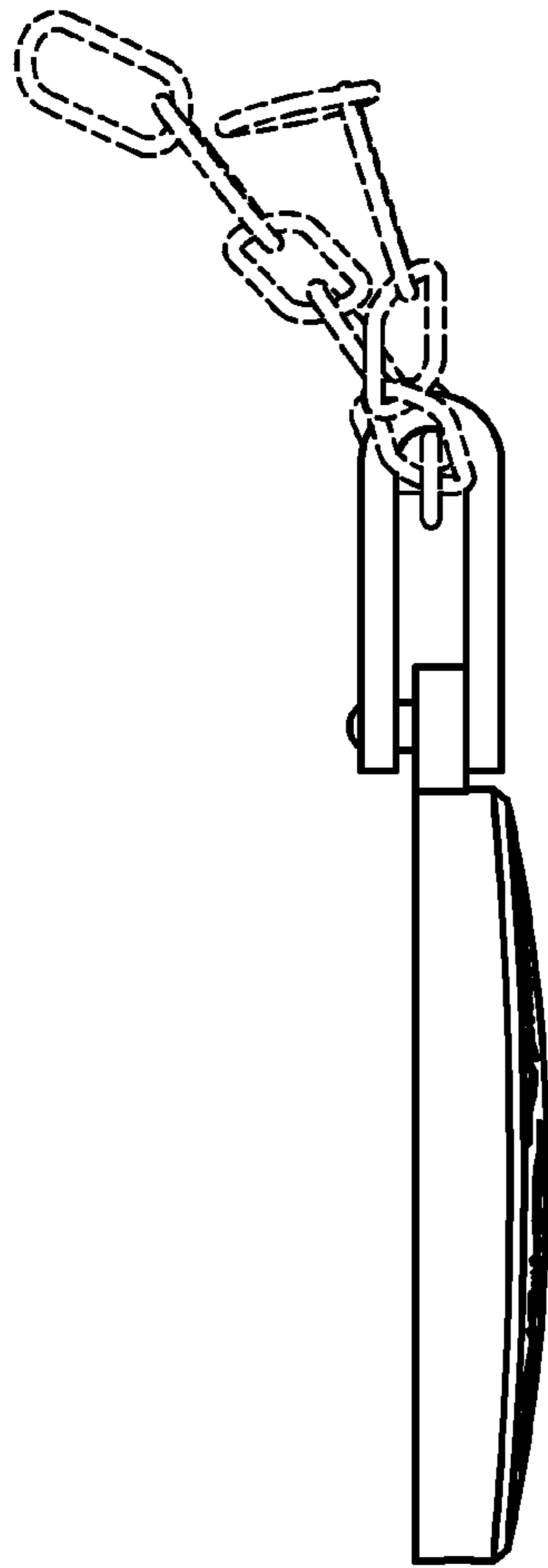


Fig. 4



Fig. 5

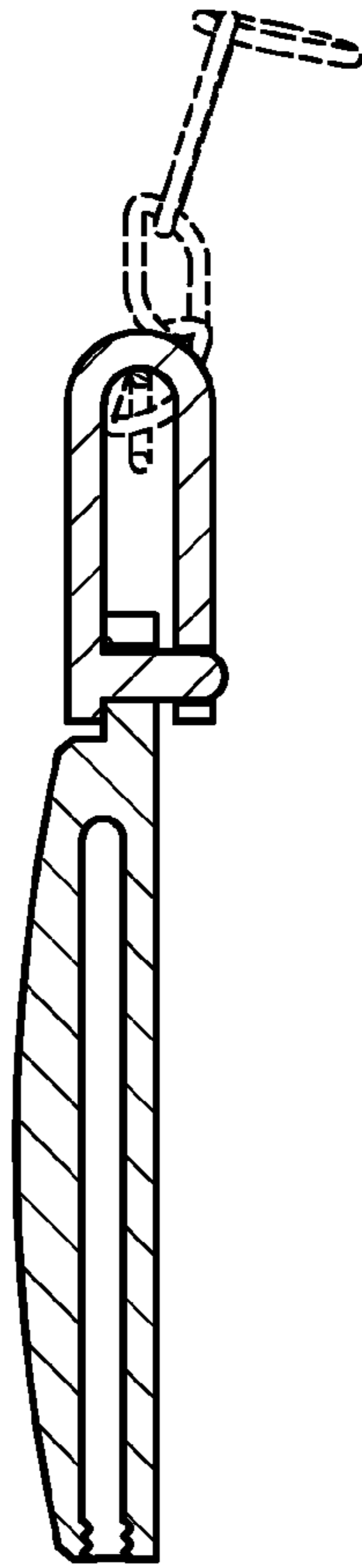


Fig. 6

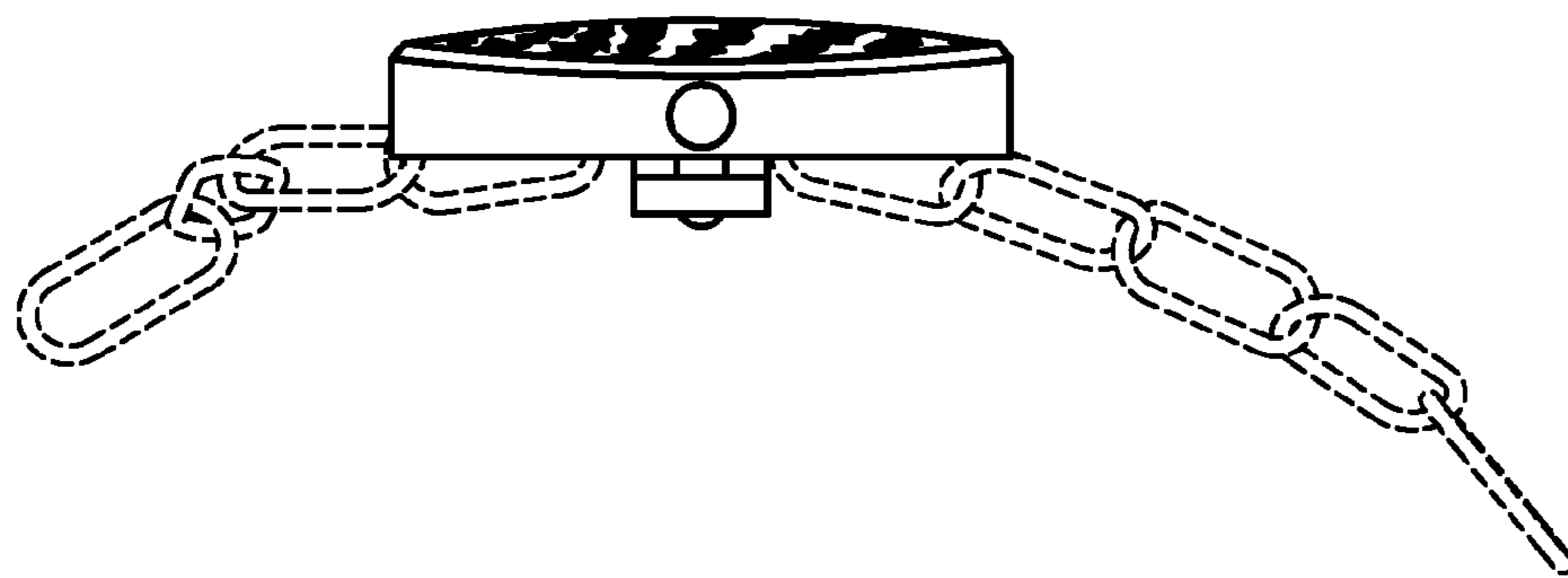


Fig. 7



Fig. 8