



US00D608222S

(12) **United States Design Patent**
Kimura

(10) **Patent No.:** **US D608,222 S**
(45) **Date of Patent:** **** Jan. 19, 2010**

(54) **WATCH CASE WITH A STRAP**
(75) Inventor: **Masayuki Kimura**, Chiba (JP)
(73) Assignee: **Seiko Instruments Inc.**, Chiba (JP)
(**) Term: **14 Years**
(21) Appl. No.: **29/336,427**
(22) Filed: **May 4, 2009**
(51) **LOC (9) Cl.** **10-02**
(52) **U.S. Cl.** **D10/32**
(58) **Field of Classification Search** D10/30-39;
368/276, 281, 282, 285, 82-84, 239-242,
368/223; D11/3

D452,005 S * 12/2001 Rantala D24/165
D454,078 S * 3/2002 Koo D10/32
D456,275 S * 4/2002 Blauner et al. D10/30
D471,470 S * 3/2003 Tan et al. D10/30
D472,478 S * 4/2003 Tan et al. D10/30
D472,819 S * 4/2003 Streltsov D10/30
D472,820 S * 4/2003 Ditullo et al. D10/30
D486,075 S * 2/2004 Frank D10/38
D493,371 S * 7/2004 Streltsov D10/30
D503,115 S * 3/2005 Goto et al. D10/32
D513,998 S * 1/2006 Emery et al. D10/32
D526,580 S * 8/2006 Burton D10/38
D527,281 S * 8/2006 Kojima et al. D10/32
D528,018 S * 9/2006 Burton D10/38
D528,438 S * 9/2006 Burton D10/32
D544,375 S * 6/2007 Burton D10/32
D546,206 S * 7/2007 Burton D10/38

See application file for complete search history.

* cited by examiner

Primary Examiner—Lucy Lieberman

(74) *Attorney, Agent, or Firm*—Finnegan, Henderson, Farabow, Garrett & Dunner, L.L.P.

(56) **References Cited**
U.S. PATENT DOCUMENTS

D269,546 S * 6/1983 Rogers et al. D24/186
D387,692 S * 12/1997 Hanagata D11/3
D394,391 S * 5/1998 Bruce et al. D10/30
D394,394 S * 5/1998 Bruce et al. D10/30
D407,030 S * 3/1999 Toyoshima et al. D10/39
D407,340 S * 3/1999 Moriai D11/3
D407,342 S * 3/1999 Ishizaka D11/3
D407,990 S * 4/1999 Akagi D11/3
D409,940 S * 5/1999 Spandrio et al. D11/3
D410,406 S * 6/1999 Iwamoto et al. D11/3
5,912,865 A * 6/1999 Ortega 368/276
D435,462 S * 12/2000 Chung D10/32
D439,527 S * 3/2001 Kennedy D10/30
D443,220 S * 6/2001 Robinette D10/128
D445,041 S * 7/2001 Tan et al. D10/32
D447,977 S * 9/2001 Tan et al. D10/128
D449,997 S * 11/2001 Blauner et al. D10/30
D450,613 S * 11/2001 Rantala D11/3
D451,420 S * 12/2001 Komulainen D11/3
D451,818 S * 12/2001 Riley D10/30

(57) **CLAIM**

The ornamental design for a watch case with a strap, as shown and described.

DESCRIPTION

FIG. 1 is a perspective view of the top, front and right side of a watch case with a strap showing my new design;

FIG. 2 is a front view thereof;

FIG. 3 is a rear view thereof;

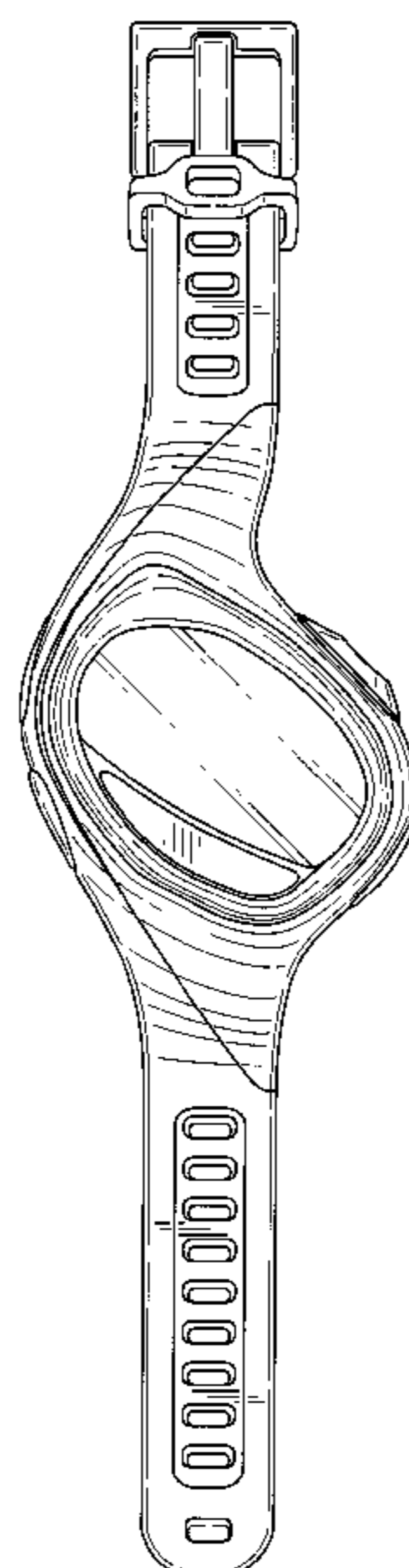
FIG. 4 is a left side view thereof;

FIG. 5 is a right side view thereof;

FIG. 6 is a top plan view thereof; and,

FIG. 7 is a bottom view thereof.

1 Claim, 5 Drawing Sheets



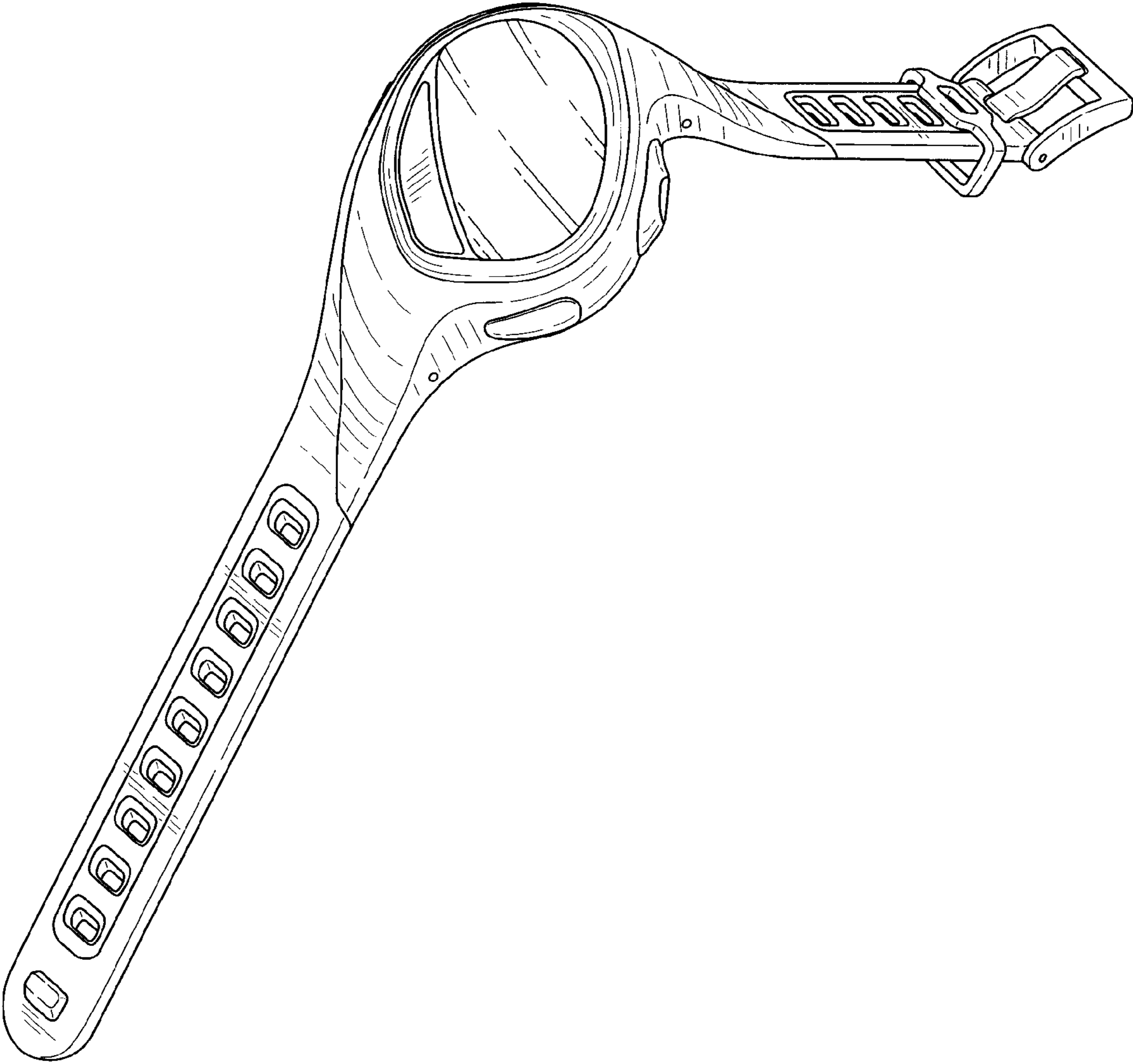


FIG. 1

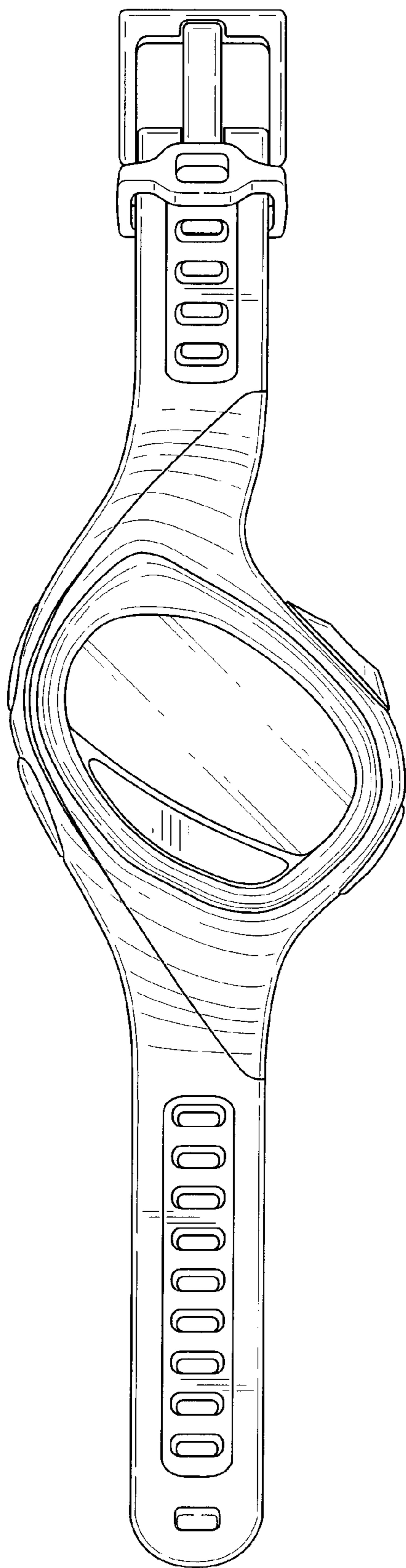


FIG. 2

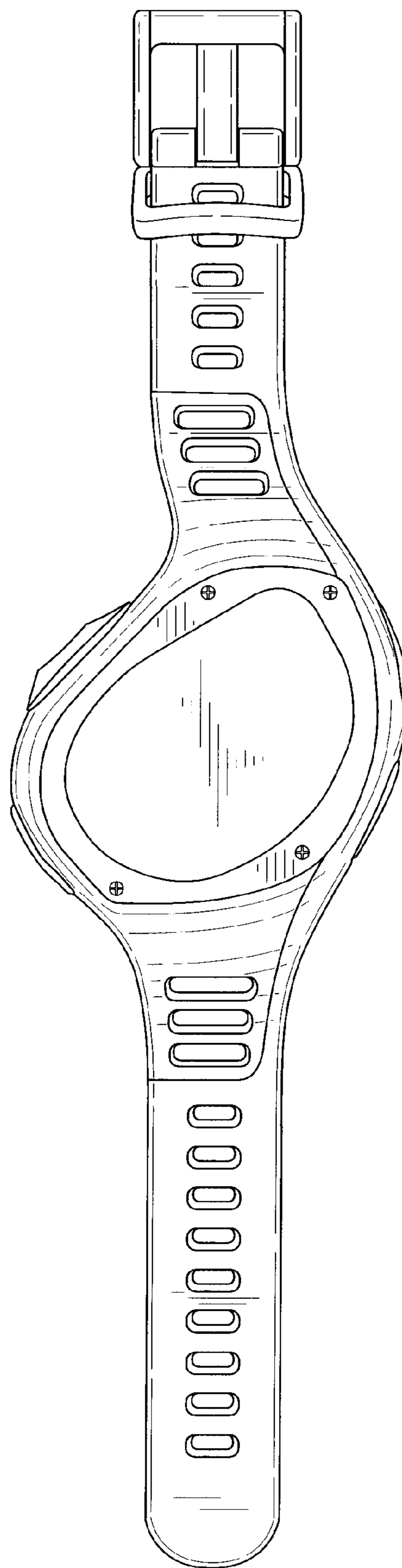


FIG. 3

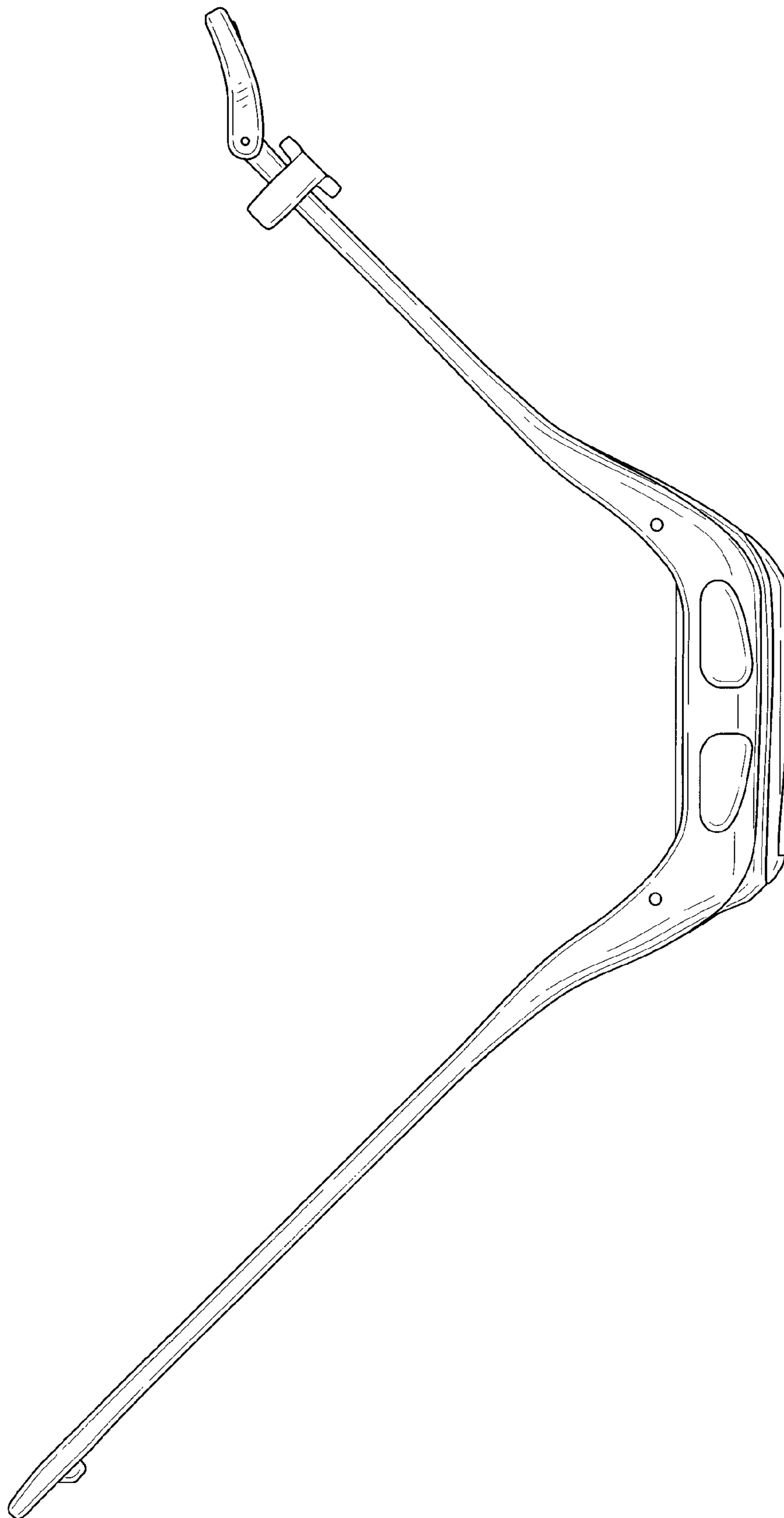


FIG. 4

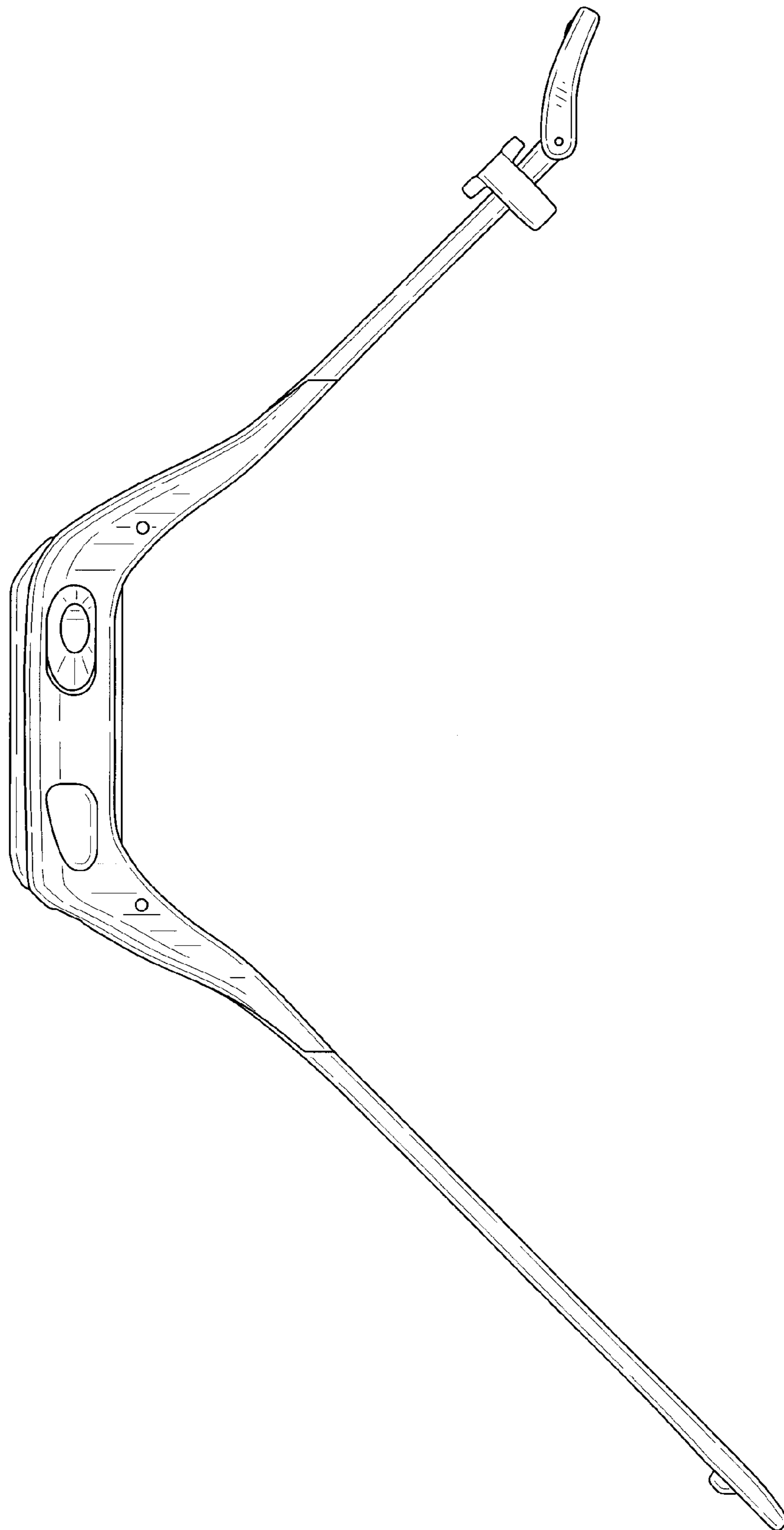


FIG. 5

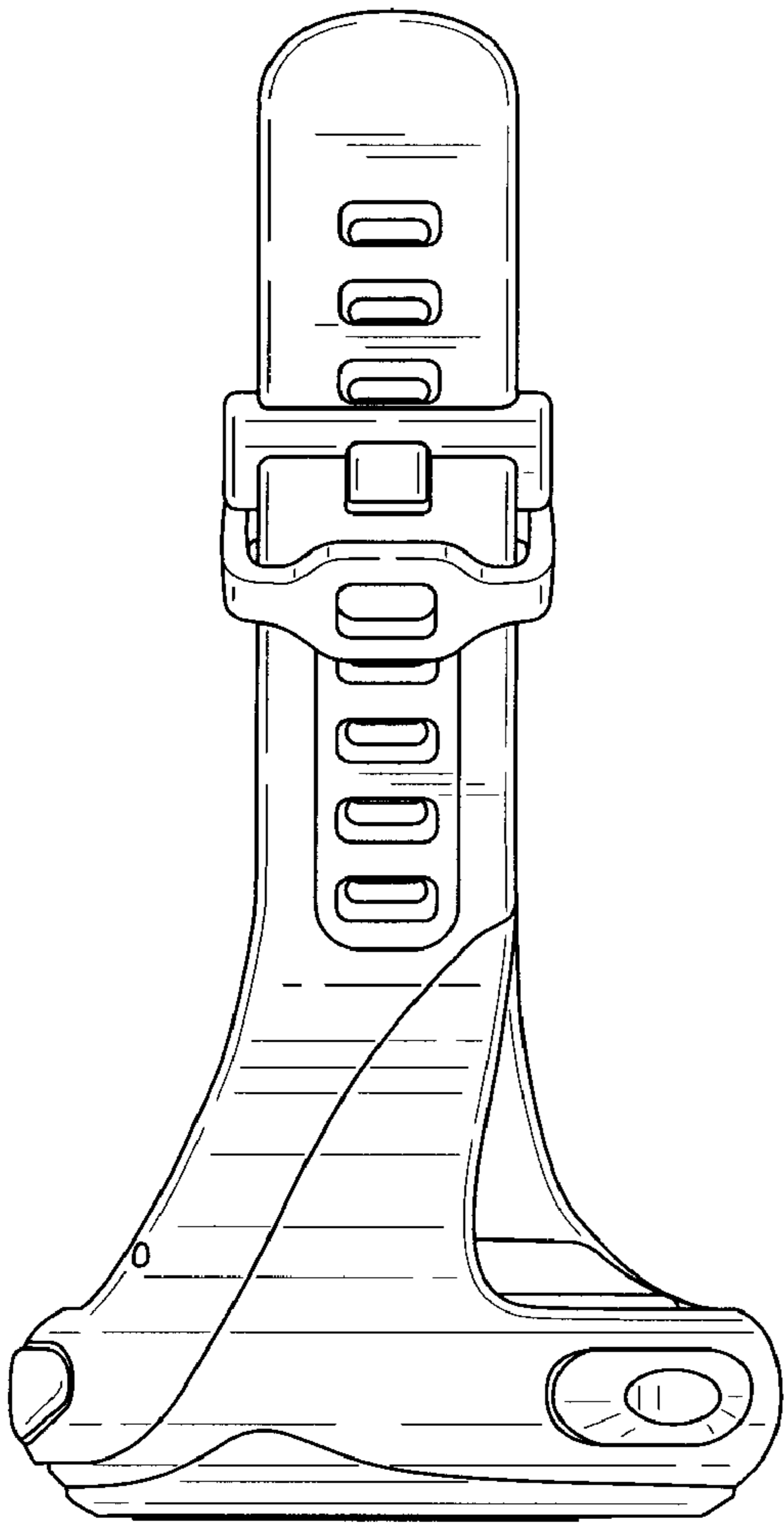


FIG. 6

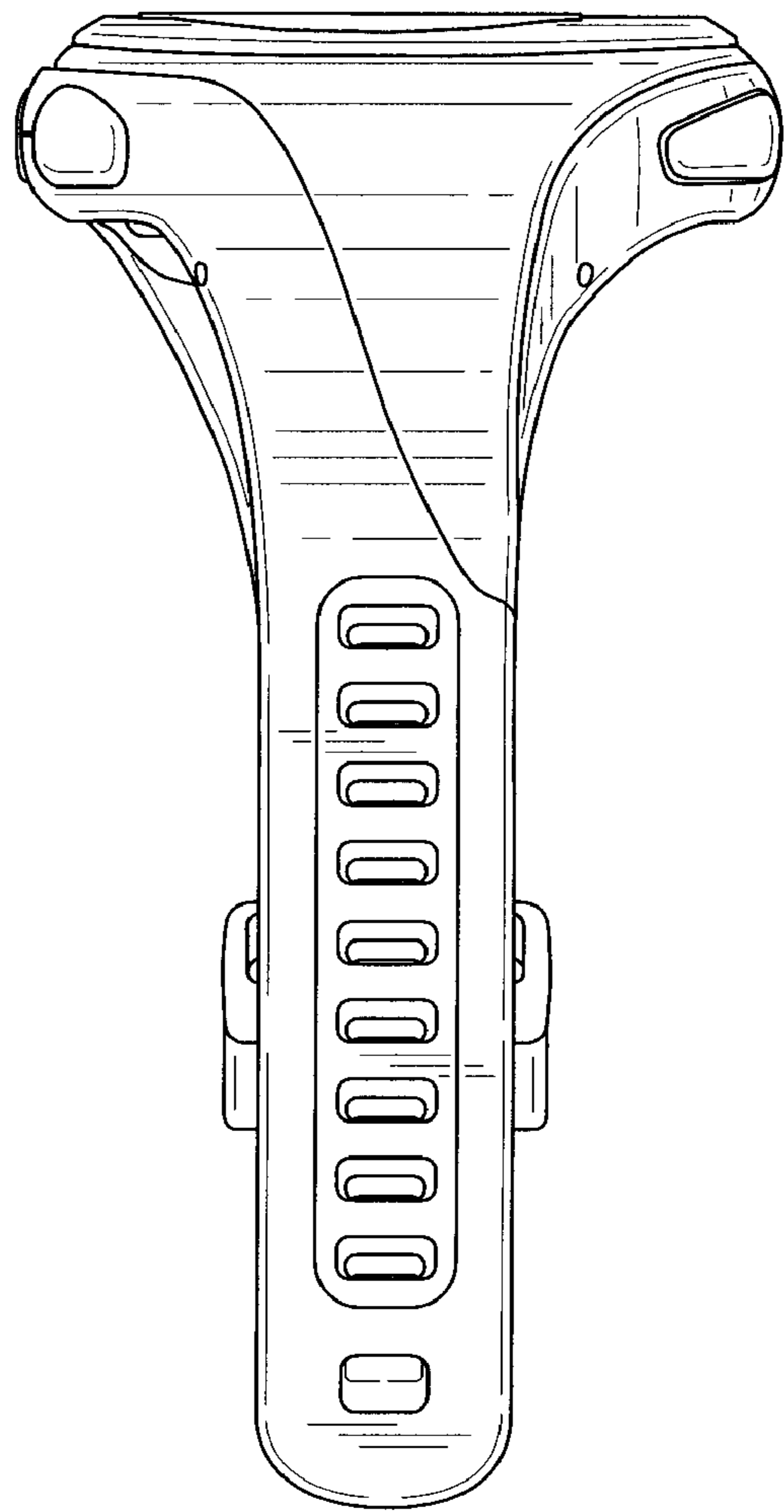


FIG. 7