



US00D608220S

(12) **United States Design Patent**
Gaa et al.

(10) **Patent No.:** **US D608,220 S**
(45) **Date of Patent:** **** Jan. 19, 2010**

(54) **DISPENSING DEVICE**

(75) Inventors: **Stefan Gaa**, Haryana (IN); **Chris Efstathios Housmekerides**, Ludwigshafen (DE)

(73) Assignee: **Reckitt Benckiser N.V.**, Hoofddorp (NL)

(**) Term: **14 Years**

(21) Appl. No.: **29/279,152**

(22) Filed: **Apr. 20, 2007**

(30) **Foreign Application Priority Data**

Oct. 24, 2006 (EM) 000609425-0004

(51) **LOC (9) Cl.** **09-01**

(52) **U.S. Cl.** **D9/730**

(58) **Field of Classification Search** D9/414,
D9/417, 418, 723-729; D23/207-210, 200;
D32/1-3, 25, 29.1, 30; 206/533; 229/110,
229/800

See application file for complete search history.

(56) **References Cited**

U.S. PATENT DOCUMENTS

1,924,823 A * 8/1933 Willi 229/120.23
2,160,488 A * 5/1939 Ringler 229/108
D280,703 S * 9/1985 Strobe D9/669
D318,227 S * 7/1991 Halm D32/29.1
D319,389 S * 8/1991 Halm D32/29.1
D320,343 S * 10/1991 Halm et al. D32/29.1

D321,476 S * 11/1991 Alcover D32/29.1
D328,703 S * 8/1992 Klumpyan D3/203.4
D334,975 S * 4/1993 Bunce et al. D23/366
6,036,044 A * 3/2000 Parker et al. 220/507
D454,190 S * 3/2002 Trocola D23/366
D466,205 S * 11/2002 Garcia D23/366
D489,939 S * 5/2004 Allanson D7/510
D530,947 S * 10/2006 Garcia-Elste et al. D6/520
D548,086 S * 8/2007 Conway et al. D9/732
D559,098 S * 1/2008 Wilbur D9/417
D564,141 S * 3/2008 Gaa et al. D32/3
D577,585 S * 9/2008 Carnduff et al. D9/447
D577,586 S * 9/2008 Carnduff et al. D9/447

* cited by examiner

Primary Examiner—Stella M Reid

Assistant Examiner—Mark A Goodwin

(74) *Attorney, Agent, or Firm*—Norris, McLaughlin & Marcus

(57) **CLAIM**

The ornamental design for a dispensing device, as shown and described.

DESCRIPTION

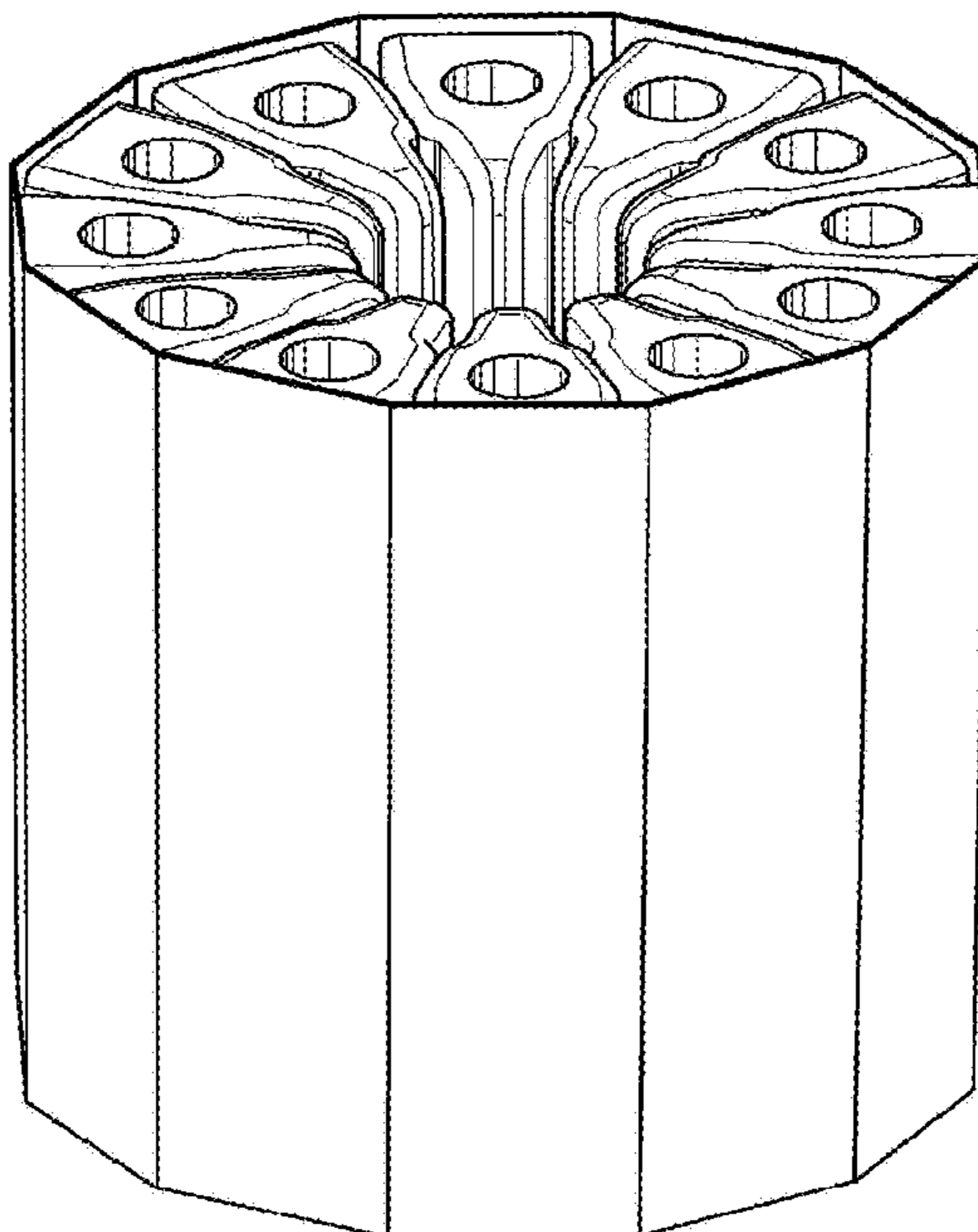
FIG. 1 is a front perspective view of a dispensing device showing our new design;

FIG. 2 is a front elevation view thereof, the rear and side elevation views being identical thereto;

FIG. 3 is a top plan view thereof; and,

FIG. 4 is a bottom plan view thereof.

1 Claim, 2 Drawing Sheets



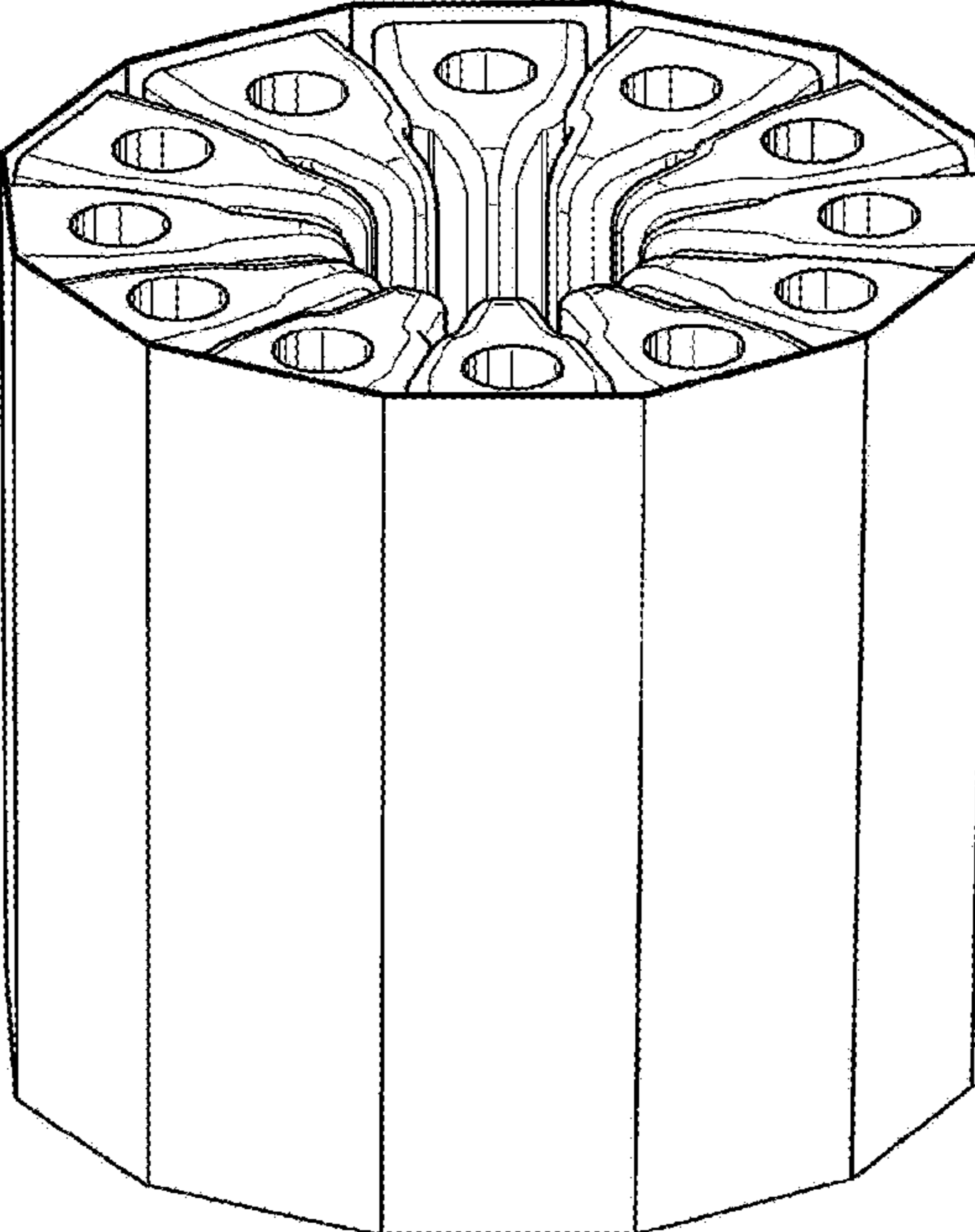


Fig. 1.




Fig. 2.

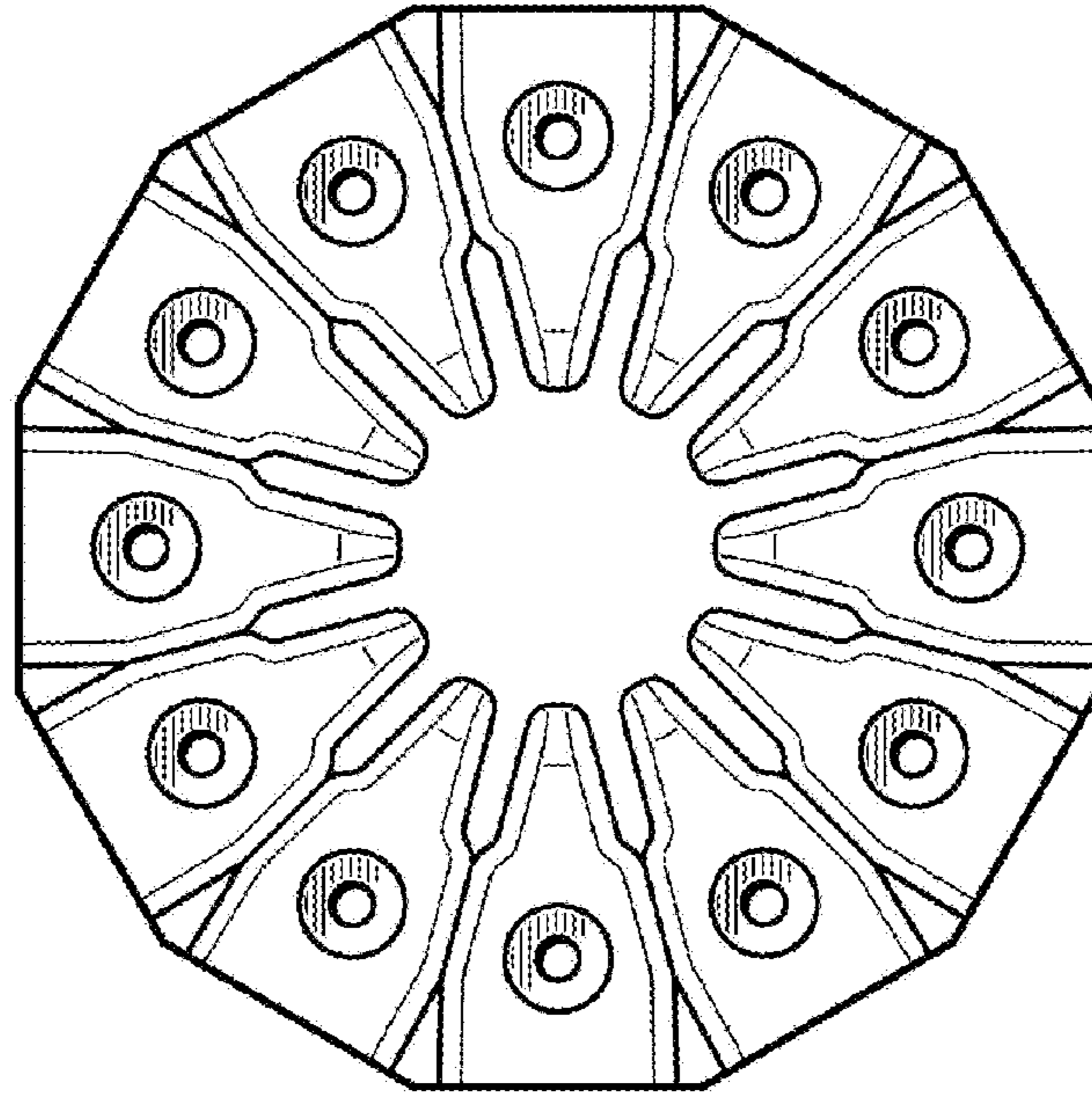


Fig.3.

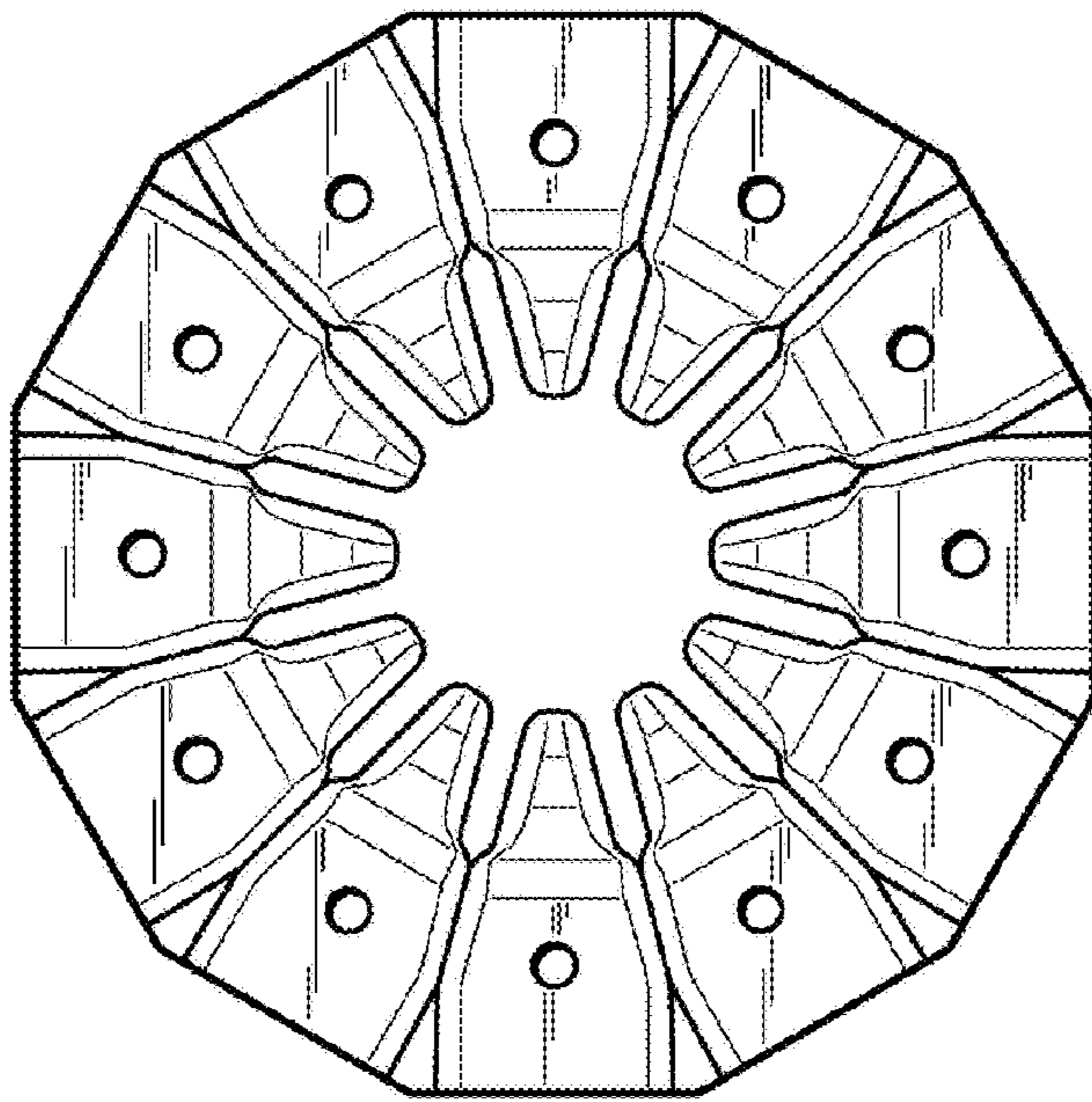


Fig.4.